

2003 Honda

CR-V



MAKE IT HAPPEN

It's time for you to get out and be seriously entertained. And the CR-V is the ticket that's going to help you do it. **Load it up** with your stuff and escape for the weekend. Bring along at least a couple of friends, since it has seating for five. What makes CR-V an even better getaway vehicle is that available models come with a fully automatic Real Time™ 4-wheel-drive system. So you can **take it off pavement**. It's a big country and someone has to explore it. Why not you in your CR-V? It has all the gear for big adventure—a powerful engine, grippy suspension, plenty of room, a versatile, adaptable interior and a **let's-just-go-do-it** spirit. All wrapped in a cool body that earned a quadruple 5-star crash rating.*

*National Highway Traffic Safety Administration frontal and side crash tests, May 2002.



MAKE IT YOURS

What does CR-V have that makes it so desirable? How about a **160-hp**, 2.4-liter, DOHC i-VTEC™ engine, a fully automatic Real Time 4WD system (on available models), a rigid unit body and a refined 4-wheel independent suspension that yields **agile** handling with a smooth, quiet ride. And that's just some of the good stuff. Inside, the CR-V is **roomy** with lots of cargo space, and the seats can be folded in different ways to meet your needs. And to help keep you covered wherever your road goes, CR-V offers a vast array of safety features.



CR-V 4WD LX shown in Mojave Mist Metallic.

CR-V 2WD LX

- 160-hp, 2.4-liter, 16-valve i-VTEC engine
- 4-speed automatic transmission with Grade Logic Control System
- 4-wheel disc brakes
- AM/FM/CD/cassette audio system
- Air conditioning with air filtration
- Power windows, mirrors & door locks
- Immobilizer Theft-Deterrent System
- 60/40 split rear sliding fold & tumble seats

CR-V 4WD LX

Adds to or replaces 2WD LX features:

- RealTime 4-wheel-drive system
- 5-speed manual transmission
- Available 4-speed automatic transmission with Grade Logic Control System

CR-V 4WD EX

All 4WD LX features, plus:

- Front side airbags
- Anti-lock braking system (ABS)
- Remote entry system
- Power moonroof with tilt feature
- AM/FM/6-disc in-dash CD changer/cassette audio system w/6 speakers
- 15" alloy wheels, including spare
- Body-colored dual power mirrors
- Rear privacy glass

TAKE IT TO YOUR WORLD



CR-V's 2.4-liter engine delivers power with great efficiency. It combines the legendary **VTEC™** (variable valve timing and lift electronic control) system with variable timing control (VTC) to create i-VTEC, so called for its enhanced intelligence. So it's not only responsive, but also easy on gas and certified as a **LEV-II** (Low-Emission Vehicle).

CR-V 4WD EX shown in Clover Green Pearl with accessory trailer hitch.

TAKE IT TO THE TOP

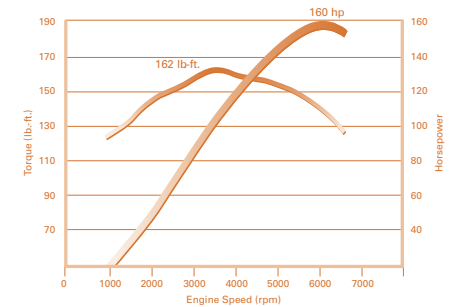
It's great to have 160 hp on tap, especially with outstanding fuel economy,¹ low emissions and quick response. CR-V's engine has advanced features like an **aluminum-alloy** block and head, DOHC, PGM-FI fuel injection and a direct ignition system to make it all possible. Twin engine **balance shafts** help keep everything smooth and quiet. And the first scheduled tune-up doesn't happen until 110,000 fun miles have gone by.*

*Does not apply to fluid and filter changes. See your owner's manual for details.



One fast company. Honda has a long tradition of racing on the world's fastest, toughest racetracks. With over **four decades of winning championships**, we've found that racing not only helps us pioneer new technologies, but also helps train our engineers to be more creative. This, in turn, helps them build better, more efficient, innovative cars. Like the CR-V.

Geared for intelligence. Opt for CR-V's available automatic transmission, and you'll feel the benefits of its **Grade Logic Control System**. When going down grades, it downshifts for increased engine braking. When climbing, it reduces gear hunting for a smoother ride.



Flatter is better. The CR-V spreads its power around. Its 162 lb.-ft. of peak torque occurs amid a broad, **flat torque curve**. Innovations like i-VTEC, VTC and a dual-length intake manifold make for power characteristics that contribute to better driveability just about everywhere.



CR-V 4WD EX shown in Eternal Blue Pearl.

Deep breathing. To increase air and fuel flow to the cylinders, CR-V uses a **4-valve-per-cylinder DOHC** (dual overhead camshaft) design. So the engine breathes easier, which helps make more power and torque all the way across its very wide powerband.



Power all around. If an engine had a wish list, it would ask for CR-V's **i-VTEC** system. It switches between two intake camshaft lobes to boost torque at low rpm, while increasing power at higher rpm. And **variable timing control (VTC)** helps spread this power all across the rpm range.


Let the CR-V's **4-wheel independent suspension** take you somewhere you've never been before. Front and rear stabilizer bars, variable-assist power rack-and-pinion steering, 15" wheels and wide, P205/70 R15 all-season tires deliver a taut, car-like ride, yet provide tantalizing smoothness on any road. With 8" of ground clearance and automatically engaging Real Time 4WD on available models for enhanced grip, you may find yourself venturing **off pavement**. Where another whole world is awaiting you.




CR-V 4WD LX shown in Chianti Red Pearl.

Smooth operator. Kiss noise and vibration goodbye. Extensive technology was applied to make CR-V a very smooth, quiet vehicle. **Damping materials** were liberally applied to the floor, hood, door pillars and roof to reduce vibration and noise. And double door seals were then added to virtually eliminate wind noise.

Inner strength. Great handling and a smooth ride begin with a solid structure. CR-V's **rigid steel body** helps create a strong, stable platform for the steering, suspension and brakes to work from. This enables better handling and turning as body flex is greatly reduced, so the CR-V goes exactly where you place it.



No surprises. The CR-V's surefooted handling comes from its **MacPherson strut front suspension** and its wide track, which gives a feeling of stability. And the **compact double wishbone rear suspension** tracks true, grips the road and frees up interior space for a larger cabin and greater cargo area.



PACK IT WITH PEOPLE

CR-V EX interior shown in Saddle.

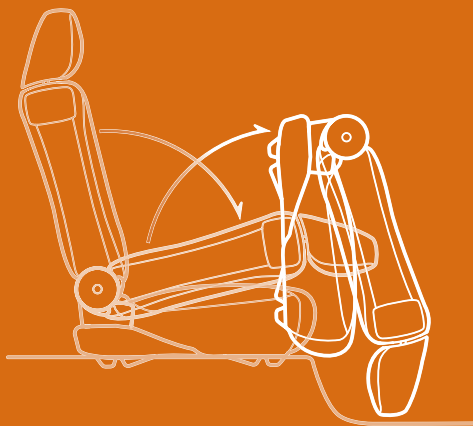


Bring along your friends. There's comfortable **seating for five adults**, as the CR-V's interior was designed for real people in the real world. At a moment's notice, the interior can be easily reconfigured to carry passengers, or cargo, or any combination of the two. So if a **versatile interior** is your thing, you've come to the right place—the do-it-all CR-V.

PACK IT

WITH GEAR

It's all here. Plenty of delights in CR-V's **versatile interior** await your discovery. Such as a deeply bolstered, reclining driver's seat with 9.5 inches of fore/aft travel and an adjustable steering column for just the right driving position. The rear seat allows 6.7 inches of travel for easy legroom adjustment. And with both 60/40 split rear seats folded forward, you create a **large cargo area**. The cargo floor was made low to facilitate easy loading. There are also multiple cargo hooks and storage areas, and two 12-volt accessory outlets.



Go easy. It's more than just the power windows with **auto-up/down driver's window** that add convenience to CR-V. It's the power door locks and mirrors. The door-pocket storage bins. And between the rear seats, the fold-down **rear center armrest** with two beverage holders.




Hungry? You're sure to make use of the CR-V's **removable folding picnic table**. Normally serving as the storage well's cover, just remove it, unfold the legs and presto! You have an instant, handy, take-anywhere picnic table.



Just bring it. The CR-V can't wait to see what you've got, with a huge **72 cu. ft.** of cargo volume. The hatch and tailgate door open easily and the **low liftover height** makes loading a cinch. So feel free to fill it up. You can even carry two mountain bikes without removing their front wheels.



Get organized. Let the cargo area serve as your personal assistant. Stuff the tailgate door with small things or pack the cargo area with big ones. A **waterproof rear storage well** can handle wet items. And a cargo area light, cargo hooks and grocery bag hooks add to CR-V's amazing utility.



Open and airy. Breathe some fresh air with the EX **power moonroof**. Or enjoy features every CR-V has—map lights, vanity mirrors and a **sunglasses holder**. Have to park your CR-V in the sun all day? Then the EX's **rear privacy glass** is for you. It helps keep the interior cooler by filtering the sun's direct rays.



This space is reserved for you. All switches have been **ergonomically** designed for smooth operation. The interior materials are nicely textured and perfectly fitted. There's also full carpeting for your comfort. Tune-wise, the LX models feature a powerful AM/FM/CD/cassette audio system with 4 speakers, while EX boasts a 6-disc in-dash CD changer with 6 speakers, plus a **remote entry system**.



Cool it. All CR-V models come with **air conditioning** that features an air-filtration system to help trap dirt, dust and pollen. And **large climate control switches** make it easy to precisely adjust the CR-V's heater in the winter, even if you're wearing a pair of oversized ski gloves.



Smart stuff. For optimum ease, the CR-V has a **retractable center tray table** with two beverage holders and a place to rest things on. The tray folds down for easy passage to the rear seat and access to cargo nets, shelves, storage bins, pockets and a second 12-volt accessory outlet.



CR-V 4WD EX shown in Satin Silver Metallic.

The Honda CR-V has earned the first **quadruple 5-star safety rating** ever awarded to an SUV by the U.S. government.* Its stellar safety features include front and side airbags,† crush zones, side-impact protection and excellent visibility, handling and brakes. It has a full complement of child safety features as well. And a standard **Immobilizer Theft-Deterrent System** helps to protect the CR-V when parked. So no matter what the situation, your trusty CR-V is looking out for your best interests.

Tough stuff. CR-V safety starts with its **rigid steel unit body**. Front and rear steel crush zones are designed to help absorb impact energy. In a strong lateral impact, **side-impact door beams** help keep the cabin intact. Inside, there's a pair of **dual-stage, dual-threshold front airbags (SRS)**, plus available front side airbags (standard on EX), 3-point seat belts with front automatic pretensioners and adjustable head restraints. Based on severity of a moderate-to-severe impact and seat-belt use, the front airbags can deploy at one of two rates or thresholds. The rear seating area has 3-point seat belts, and for the kids, child-proof door locks and the **LATCH (Lower Anchors and Tethers for Children)** system, which works with compatible child seats.



You never know. That's why all CR-Vs have **4-wheel disc brakes** for sure, fade-resistant stops. The EX adds an **anti-lock braking system (ABS)** for when you need to brake hard and retain steering control, especially when driving on a slippery surface such as a rain-slick road.

*National Highway Traffic Safety Administration frontal and side crash tests, May 2002.
†Honda reminds you and your passengers to always buckle up.



CR-V 4WD EX shown in Nighthawk Black Pearl.

All 2003 Honda vehicles have been engineered with a keen awareness of their impact on the environment. And every new Honda meets or exceeds the **Low-Emission Vehicle** (LEV) standards in all 50 states. Even our ultra-high-performance S2000 sports car. Which proves that, with Honda, driving a responsible car does not have to be boring. Honda asks that you likewise respect the environment, and if you and your friends **go off-pavement**, be sure to “Tread Lightly!” on public and private land. You see, at Honda, we’re dreaming of a brighter, cleaner tomorrow.

Specifications and Features

Engineering	2WD LX	4WD LX	4WD EX
Engine Type	In-Line 4-Cylinder	In-Line 4-Cylinder	In-Line 4-Cylinder
Engine Block/Cylinder Head	Aluminum-Alloy	Aluminum-Alloy	Aluminum-Alloy
Displacement (cc)	2354	2354	2354
Horsepower @ rpm (SAE net)	160 @ 6000	160 @ 6000	160 @ 6000
Torque (lb.-ft. @ rpm)	162 @ 3600	162 @ 3600	162 @ 3600
Compression Ratio	9.6: 1	9.6: 1	9.6: 1
Valve Train	16-Valve DOHC i-VTEC™	16-Valve DOHC i-VTEC	16-Valve DOHC i-VTEC
Multi-Point Fuel Injection	•	•	•
Real Time™ 4-Wheel Drive			
Emissions Rating	LEV-II	LEV-II	LEV-II
Direct Ignition System with Immobilizer	•	•	•
110,000-Mile Tune-Up Interval*	•	•	•
Transmission			
5-Speed Manual Transmission		•	•
4-Speed Automatic Transmission (available)	Standard	•	•
Body/Suspension/Chassis			
Unit-Body Construction	•	•	•
MacPherson Strut Front Suspension	•	•	•
Multi-Link Double Wishbone Rear Suspension	•	•	•
Stabilizer Bar (mm, front/rear)	27.2/18.0	27.2/18.0	27.2/18.0
Variable-Assist Power Rack-and-Pinion Steering	•	•	•
Steering Wheel Turns, Lock-to-Lock	3.26	3.26	3.26
Turning Diameter, Curb-to-Curb (ft.)	34.1	34.1	34.1
Power-Assisted 4-Wheel Disc Brakes	•	•	•
Anti-Lock Braking System (ABS)			•
Wheels	15" Styled Steel	15" Styled Steel	15" Alloy
All-Season Tires	P205/70 R15 95S	P205/70 R15 95S	P205/70 R15 95S
Interior Measurements			
Headroom (in., front/rear)	40.9/39.1	40.9/39.1	38.9/39.1
Legroom (in., front/rear)	41.3/39.4	41.3/39.4	41.3/39.4
Shoulder Room (in., front/rear)	56.9/56.5	56.9/56.5	56.9/56.5
Hiproom (in., front/rear)	54.5/53.5	54.5/53.5	54.5/53.5
Cargo Volume (cu. ft., seat up/down)	33.5/72.0	33.5/72.0	33.5/72.0
Passenger Volume (cu. ft.)	106.0	106.0	103.2
Seating Capacity	5	5	5
Exterior Measurements			
Wheelbase (in.)	103.1	103.1	103.1
Length (in.)	178.6	178.6	178.6
Height (in.)	66.2	66.2	66.2
Width (in.)	70.2	70.2	70.2
Track (in., front/rear)	60.4/60.6	60.4/60.6	60.4/60.6
Minimum Ground Clearance (in.)	8.1	8.1	8.1
Curb Weight (lbs., MT/AT)	NA/3201	3258/3318	3287/3347
Weight Distribution (% front/rear, MT)		54/46	54/46
Weight Distribution (% front/rear, AT)	56/44	55/45	55/45
Towing Capacity (lbs.)	1500	1500	1500
EPA Mileage Estimates ¹ /Fuel Capacity			
5-Speed Manual (City/Highway)		21/25	21/25
4-Speed Automatic (City/Highway)	23/28	22/26	22/26
Fuel (gal.)	15.3	15.3	15.3
Required Fuel	Regular Unleaded	Regular Unleaded	Regular Unleaded

*Does not apply to fluid or filter changes. See your owner's manual for details.

¹Based on 2002 EPA mileage estimates. Final 2003 EPA mileage estimates were not available at the time of printing. Use for comparison purposes only. Actual mileage may vary. ²**3-Year/36,000-Mile Limited Warranty:** Ordinary maintenance or adjustments, parts subject to normal wear and replacement, and certain items are excluded. See your Honda dealer for the terms and conditions of this limited warranty. **Always use seat belts and appropriate child seats. Children are safest in the rear seat.** Specifications, features, illustrations and equipment shown in this brochure are based upon the latest available information at the time of printing. Although descriptions are believed correct, accuracy cannot be guaranteed. American Honda Motor Co., Inc., reserves the right to make changes at any time, without notice or obligation, in colors, specifications, accessories, materials and models. Some features mentioned herein are not available in all areas. See your Honda dealer for details. Some vehicles may be shown with optional equipment. Available = Optional. NA = Not applicable. Honda Care, i-VTEC, Real Time and VTEC are trademarks of Honda Motor Co., Ltd. ©2002 American Honda Motor Co., Inc.

Exterior Features	2WD LX	4WD LX	4WD EX
Power Moonroof with Tilt Feature			•
Remote Entry System	Accessory	Accessory	•
Chrome Grille Accent	•	•	•
Multi-Reflector Halogen Headlights	•	•	•
2-Speed/Intermittent Windshield Wipers	•	•	•
Heat-Rejecting Green-Tinted Glass	•	•	•
Dual Power Mirrors	•	•	Body-Colored
Alloy Wheels	Accessory	Accessory	Including Spare
Body Side Molding	•	•	•
Full-Swinging Tailgate with Integrated Glass Hatch	•	•	•
Tailgate-Mounted Full-Size Spare Tire with Cover	•	•	•
Full-Length Taillights	•	•	•
Rear Privacy Glass			•
Intermittent Rear Window Wiper/Washer	•	•	•
Comfort & Convenience			
Air Conditioning with Air-Filtration System	•	•	•
Power Windows with Auto-Up/Down Driver's Window	•	•	•
Power Door and Tailgate Locks	•	•	•
Cruise Control	•	•	•
Retractable Center Tray Table	•	•	•
Driver's and Front Passenger's Vanity Mirrors	•	•	•
Sunglasses Holder	•	•	•
Adjustable Steering Column	•	•	•
Beverage Holders, Front and Rear	•	•	•
12-Volt Accessory Outlets, Front and Rear	•	•	•
Door-Pocket Storage Bins	•	•	•
Map Lights	•	•	•
Driver-Side Coat Hook	•	•	•
Remote Glass Hatch Release	•	•	•
Remote Fuel Filler Door Release	•	•	•
Rear Window Defroster	•	•	•
Rear-Seat Heater Ducts	•	•	•
Floor Mats	•	•	•
Removable Folding Picnic Table	•	•	•
Waterproof Rear Storage Well	•	•	•
Cargo Area Tie-Down Anchors (6 total)	•	•	•
Cargo Area Hook and Light	•	•	•
Seating			
Reclining Front Bucket Seats with Adjustable Head Restraints	•	•	•
Driver's Seat with Manual Height Adjustment	•	•	•
60/40 Split Rear Sliding Fold & Tumble Seats	•	•	•
Reclining Rear Seatbacks	•	•	•
Audio System			
AM/FM/CD/Cassette Audio System with 4 Speakers	•	•	
AM/FM/6-Disc In-Dash CD Changer/Cassette Audio System with 6 Speakers			•
Instrumentation			
Tachometer	•	•	•
Door- /Tailgate-Open Indicator Light	•	•	•
Low-Fuel and Oil-Pressure Indicator Lights	•	•	•
Safety			
3-Point Seat Belts	•	•	•
Front 3-Point Seat Belts with Automatic Tensioning System	•	•	•
Adjustable Front Seat Belt Anchors	•	•	•
Dual-Stage Front Airbags (SRS)	•	•	•
Front Side Airbags with Passenger-Side Occupant Position Detection System (OPDS)	Available	Available	•
Side-Impact Door Beams	•	•	•
Lower Anchors and Tethers for Children (LATCH)	•	•	•
Child-Proof Rear Door Locks	•	•	•



Make it personal. There's no better way to customize, enhance and protect your brand-new CR-V than with Honda accessories. Shown on the left is the retractable cargo cover. And the trailer hitch and ball were specially designed for CR-V and let you tow up to 1,500 lbs.

Other available accessories:

- ☐ 15" Alloy Wheels
- ☐ Door Visors
- ☐ Body Side Cladding
- ☐ Base Carrier
- ☐ Side Steps
- ☐ Base Carrier Attachments
- ☐ Fog Lights
- ☐ Splash Guards
- ☐ Half Nose Mask
- ☐ Running Boards
- ☐ Front Grille Trim

HONDA
Financial Services

Whether you buy or lease a Honda, **Honda Financial Services** can assist you with the process. Ask your dealer which lease or purchase plan best suits your needs.

HONDA
Care

Honda Care is a comprehensive and affordable vehicle and travel protection plan that is backed by Honda reliability, service and parts. See your dealer for details.



Accord Sedan



Civic Sedan



Civic Hybrid



S2000



Accord Coupe



Civic Coupe



Civic Si



Insight



Element



Pilot



Odyssey