

The new Accord Tourer





What makes this all-new Accord Tourer different from other estate cars? Is it the instant visual impact of its fluid lines and aerodynamic profile? Perhaps it's the outstanding power and performance of the new 2.0-litre DOHC i-VTEC and 2.4-litre DOHC i-VTEC engines? Or could it be its excellent handling combined with outstanding practicality? The answer is all of these and more.

So whether you're surrounded by friends and family, or it's just you and the open road, the new Accord Tourer is the ultimate blend of versatility and driving enjoyment.





Whichever way you look at it, the new Accord Tourer is a work of pure inspiration. Its sleek, unbroken lines are the result of clear, original design that extends to every detail of the exterior, from the strongly tapering side windows to the indicator repeaters mounted in the door mirrors. The Accord Tourer's air of solidity and completeness reflects the quality and integrity of every component, from the largest body panel to the smallest engine part. It's more than just a new car: it's a benchmark for the class - worldwide.



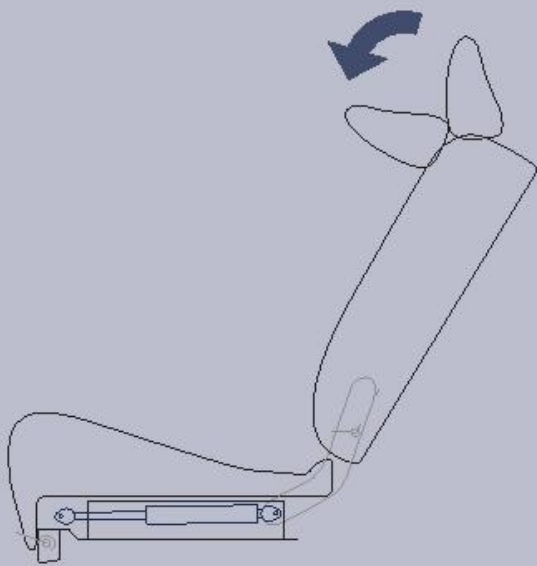
Our characteristic attention to detail can also be seen throughout the cabin. Carefully-chosen materials, together with practical features such as our 3D-effect illuminated dials, height-adjustable telescopic steering wheel, rain-sensing windscreen wipers, dual-zone climate control and a dash-mounted six CD changer make for comfortable, confident driving.



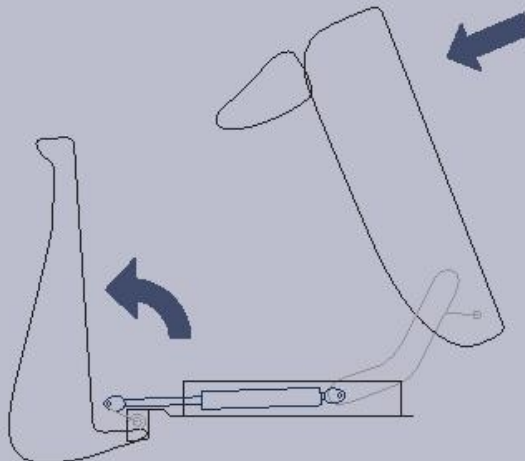


The new Accord Tourer is packed with innovative, elegant solutions to real-life situations. It boasts class-leading load capacity with all seats upright, and 60:40 split rear seats that fold down take out for maximum space and flexibility. At the touch of a button on the remote key fob, the rear power tailgate unlocks, opens and closes smoothly for effortless loading. Safety is always at the front of our designers' minds, so sensors detect even the smallest obstruction and stop the tailgate instantly. It's this innovative forward thinking that inspires all the Accord's passenger and pedestrian safety features. This intelligent estate also introduces a world first: the "One Motion" rear seat folding mechanism. With one movement of a single lever the rear seats fold down into a flat floor, without removing the headrests.

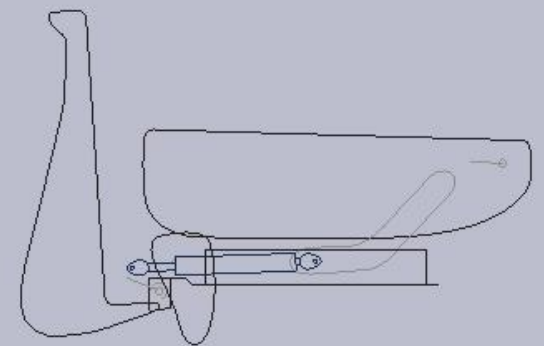
Pure design intelligence: The Accord's remarkable "One Motion" rear seat system.



1. A lever on the seat back tilts the headrest forward.



2. As the seat back folds forward, the seat springs up into a vertical position.



3. The seat back forms a flat floor, with the headrest concealed beneath it.



The Accord Tourer's power tailgate opens and closes under its own power, activated remotely from your key fob.

At Honda, the racetrack is our laboratory.

Where better to test our cars? To push them to the limit and see how they perform under pressure. The Grand Prix circuits are the most demanding.

We see them as the ultimate testing ground. So much so, we decided to build one.

In fact, not just one but two Grand Prix standard circuits at Suzuka, a classic F1 circuit, and Motegi, Japan's only CART series track.



It was on these tracks and the circuit at Nurburgring, the most demanding track in Europe, that the Tourer's F1 inspired double wishbone suspension was first developed. It's perfectly balanced to provide pin sharp responses and real stability at higher speeds.

As for the brakes, all round disc brakes with ABS, EBD and brake assist, together with an improved power-assisted steering system are standard on the new Tourer. And the 2.4 litre model has the added benefit of VSA (Vehicle Stability Assist). This can detect wheel slip and adjust power and braking to the affected wheel until traction is regained.

You couldn't do all that in a test tube.



Engine

Arrangement

Type

Working principle

Engine capacity (cc)

Bore x stroke (mm)

Compression ratio

Max power (KW)

Max power (PS)

Max torque (Nm)

Performance (man/auto)

Max speed (mph)

Acceleration 0-62mph (secs)

Fuel consumption (man/auto)[†]

Exhaust emissions control

Emissions directive compliance

Fuel required

Urban cycle (mpg)

Urban cycle (L/100km)

Extra urban (mpg)

Extra urban (L/100km)

Combined cycle (mpg)

Combined cycle (L/100km)

CO₂ emissions (g/km)

Fuel tank capacity (litres)

Transmission

5-speed manual - dry single clutch

6-speed manual - dry single clutch

5-speed automatic (sequential shift) - triple cone synchronisation

Gear ratios - manual

1st

2nd

3rd

4th

5th

6th

Reverse

Final

Gear ratios - automatic

1st

2nd

3rd

4th

5th

Reverse

Final

2.0
Executive

2.4
Executive

Front transverse mounted

4 cylinder in-line, all aluminium DOHC i-VTEC

Programmed multi-point fuel injection (PGM-FI)

1998

2354

86x86

87x99

9.8

10.5

114@6000

140@6800

155@6000

190@6800

190@4500

223@4500

128/125

138/133

10.0/11.5

8.4/10.0

3 way catalytic converter with re-circulation

EU2005 (EURO IV)

95RON

95RON

25.9/22.4

21.1/19.8

10.9/12.6

13.4/14.3

41.5/41.5

36.7/37.7

6.8/6.8

7.7/7.5

34.0/31.7

28.8/28.2

8.3/8.9

9.8/10.0

196/211

232/237

65

65

■

-

-

■

⦿

⦿

3.266

3.533

1.769

1.880

1.212

1.354

0.921

1.027

0.738

0.825

-

0.659

3.583

3.583

4.764

4.388

2.652

2.652

1.516

1.516

1.082

1.082

0.773

0.773

0.566

0.566

2.000

2.000

4.563

4.438

■ standard ⦿ optional - not available

Wheels and tyres

Tyre size

Wheel size

17" Alloy wheels

Space saver spare wheel

Steering system

Hydraulic power assisted, rack and pinion

Overall ratio

Turns, lock to lock

Turning radius at body (m)

Turning radius at wheel (m)

Dimensions interior (mm)

Seating capacity

R-point to ground (front)

R-point to heel (front/rear)

Headroom (front)

Headroom (rear)

R-point (front to rear seat)

R-point to centre of front wheel

Shoulder room (front/rear)

Hip room (front/rear)

Weights and towing data (kg)*

Kerb weight (man/auto)

Maximum permissible weight

Maximum towing weight (with brakes man/auto)

Maximum roof load

Maximum trailer nose weight

Boot capacity (VDA Method - litres)

Rear seat up (to window line)

Rear seat down (to window)

Rear seat down (to roof)

Safety

5 x 3 point seat belts with ELR

Dual front SRS (supplemental restraint system) airbags

Dual side SRS airbags

Dual curtain SRS airbags (front & rear)

Front seat belt pretensioners

Front seat belt height adjustment

Twin ISOFIX child seat anchor fitting (with top tether)

External temperature monitor

Anti-lock braking system (ABS)

Electronic brake-force distribution (EBD)

Brake assist

Side impact protection beams

High level rear brake light

Honda advanced pedestrian safety system

**2.0
Executive**

195/65 R15

15x6JJ



15.2

2.98

5.8

5.5

5

505

259/293

970

947

788

1420

1403/1362

1381/1324

1482/1560

2030

1500/1500

80

75

626

971

1707



**2.4
Executive**

205/55 R16

16x6.5JJ



15.2

2.98

5.8

5.5

5

505

259/293

970

947

788

1420

1403/1362

1381/1324

1561/1567

2060

1500/1500

80

75

626

971

1707



Suspension

Suspension type - front

Suspension type - rear

Shock absorber - front

Shock absorber - rear

Stabilizer bar type - front

Stabilizer bar type - rear

Drive by wire

Vehicle stability assist

Brake system

Brake type - front

Brake type - rear

Parking brake type

Brake circuit

Braking power control system

Disc diameter - front (mm)

Disc diameter - fear (mm)

Security

Ultrasonic alarm system with remote control

Rolling code ECU engine immobiliser

Remote entry (including boot)

Honda Superlocks (deadlocks)

Lockable glove box storage

2 Remote entry keys

Visible VIN

Exterior

Electric tilt and slide sunroof

Body coloured door mirrors

Body coloured bumper

Twin chrome exhaust

Chrome door handles

Chrome window and grille surround

Side screen integrated aerial

Heat absorbing tinted windows

Blue half shade windscreen

Mirror intergrated indicators

Front fog lights

Comfort & Convenience

Dual zone climate control

Pollen filter

Tilt and telescopic steering wheel adjustment

Leather multi function steering wheel

Leather gear knob

Foot rest and organ accelerator pedal

Power windows (front & rear)

Power\heated door mirrors

2.0
Executive

2.4
Executive

Independent double wishbone, coil spring with stabiliser

Independent double wishbone, coil spring with stabiliser

Telescopic, hydraulic nitrogen gas filled

Telescopic, hydraulic nitrogen gas filled

φ 27.2x5.3

φ 27.2x5.3

φ 22.2x3.2

φ 22.2x3.2

Power assisted self-adjusting ventilated disc

Power assisted self-adjusting solid disc

Mechanical actuating, rear two wheel brakes

X split

Vacuum booster

280

300

282

282

■

■

■

■

■

■

■

■

■

■

■

■

■

■

■

■

■

■

■

■

-

■

■

■

■

■

■

■

■

■

■

■

■

■

■

■

■

■

■

■

■

■

■

■

■

■

■

■

■

■

■

■

Like every aspect of the new Accord Tourer, our range of options brings together the best of our technology, experience and imagination, designed and manufactured to the same exacting standards as the car itself.

The range includes practical enhancements such as roof rails, a choice of 17" alloy wheels, luxurious wood finish and an eight CD changer concealed in the front arm rest.





Service and Warranty



The ownership experience begins at the time of delivery. We aim to make a quality delivery to you.

Our commitment to give you the best continues with your maintenance, repair and warranty needs. Your dealer will be pleased to explain the areas which our standard warranty covers, namely;

1. A 3 year limited to 60,000 miles mechanical warranty covers your Accord Tourer against any defects in materials or workmanship.
2. A 3 year surface corrosion warranty guarantees the paintwork of your Accord Tourer against defects in materials or workmanship.
3. A 6 year corrosion warranty covers the body panels and structural parts of your car against perforation caused by corrosion from the inside out (excluding the exhaust system).



The Honda Experience



Looking after you is second nature to Honda.

Ownership of an Accord Tourer brings with it the reassurance that comes from Honda's outstanding reputation for design excellence and engineering integrity. It's a reputation backed by Honda's comprehensive warranty and supported by a high level of aftersales service.

We believe that every aspect of your ownership of a Honda car should be rewarding and reassuring. Although our own quality control is rigorous, your Honda dealer will make his own checks before delivery, making sure you are familiar with the controls and features, the warranty and the service schedule. You'll enjoy this helpful approach whenever you return, for regular maintenance or to deal with a specific query.

Such dedication to detail explains why Honda owners are amongst the most loyal. We expect you to be our sternest critic. We want you to be our greatest fan.

The Honda Assistance Program

In addition to the standard warranty terms of your Accord Tourer, we are pleased to include a customer service package "The Honda Assistance Program" serviced by the RAC designed to ease the discomfort and inconvenience of a breakdown in the unlikely event of it's occurrence.

The assistance program is issued with our compliments and covers all new Hondas sold and registered in the Republic of Ireland by Universal Honda for a period of 36 months.



IN ASSOCIATION WITH **RAC**