

CIVIC SEDAN



HONDA

Now there's a compact sedan on the market that doesn't think small. Civic 4 Door Sedan.



With a hearty 1.5 litre 16 valve engine, big sedan luxury features like power assisted steering, 4-speaker sound system, and even more room inside.

SUDDENLY OTHER CARS IN THE CLASS LOOK SMALL.

Never before has a compact sedan offered the luxury features of a large car . . . with the performance and economy of race developed technology.



Longer, wider Civic Sedan offers more room inside, easy access and exceptionally quiet ride.



A first for Honda! The simplicity and compact size of a SOHC with the cross flow efficiency of DOHC.

It was thought impossible. Dual Overhead Cam efficiency with the simplicity, low weight and compact size of a Single Overhead Cam engine.

Now Honda has achieved it in the 1.5 litre 16 valve engine. The single camshaft is unusually compact, and is made by means of a special

casting method, so the cam lobes are extremely durable.

The camshaft is offset, to the exhaust side of the cylinder head, reducing overall engine height.

Four valves per cylinder mean light individual valve mass, and consequently lighter valve springs and rocker arms.


The result is a valve train with less moving mass, and because of the 4 valves per cylinder, and the angle they can be placed on, excellent flow through volumetric efficiency is achieved.

Then with the pent roof combustion chamber the engine can still run compression at 9.2:1 on unleaded fuel!

Two large diameter Constant Velocity (CV) carburetors assist the performance, as well as the easy starting and smooth running characteristics.

Further assisting the incredible efficiency of this engine are other Honda designs including a lightweight piston with improved durability, and a deep grooved water jacket that keeps the new engine block cool.

Power is transmitted smoothly through either a 5 speed manual transmission or an optional 4 speed automatic with lock-up torque converter.



Honda's powerful 1.5 litre, 16 valve engine produces an incredible 72 kW at 6,250 rpm on unleaded fuel.

A suspension system originally designed for the race track... now a winner for comfort.

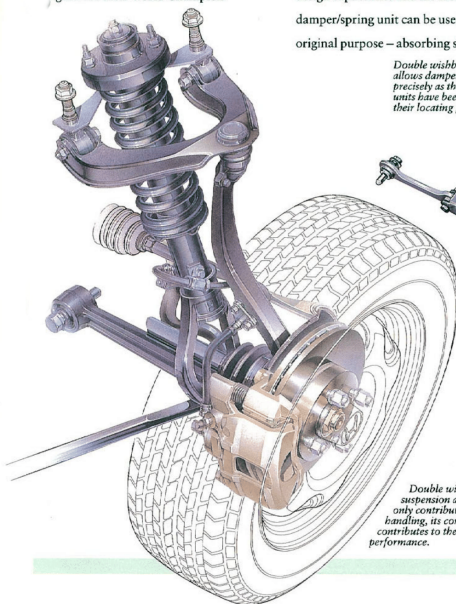
An efficient suspension system is one that rebounds quickly and holds a wheel flat to the road. Honda knew the suspension most able to do this was the 4 wheel double wishbone type originally designed for their World Champion

Formula One race cars. So Honda set about redesigning it for Civic.

New dimensions in well-balanced running

The most prominent features of 4 wheel double wishbone suspension are its free design capabilities and the fact that the damper/spring unit can be used for its original purpose – absorbing shocks.

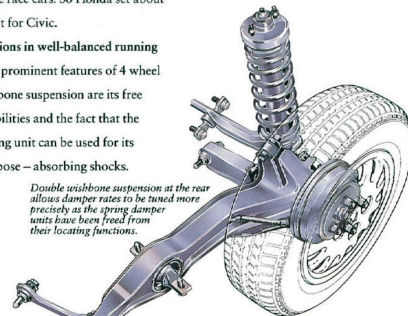
Double wishbone suspension at the rear allows damper rates to be tuned more precisely as the spring/damper units have been freed from their locating functions.



Double wishbone suspension at the front not only contributes to better handling, its compact size contributes to the aerodynamic performance.

For the Civic front suspension, Honda wanted to achieve directional stability, superior cornering, linear steering response and space efficiency. An assembly was devised that composed of a forked damper that extends through the A-beam upper arm and an I-beam lower arm, both of which are set in a wide span layout. The high caster angle and shorter caster trail setting enhance steering response, straight-line stability, and simultaneously improve manoeuvrability.

For the Civic rear suspension, the goals were stability under changing road conditions and increased space efficiency.



The 3 links: the I-beam upper arm, lower arm, and compensator arm, are all laid out on the trailing arm. This innovative multicontrol, double wishbone rear suspension improves cornering, high-speed straight-line driving and braking stability.

When cornering, it is vital that tyres remain perpendicular to the road to achieve optimum performance. By using an intelligently laid out shorter upper arm and a longer lower arm, camber angle against the road can be controlled to nearly 0°.

Front disc brakes

To better match the powerful performance of the Civic's engine, large-diameter ventilated front disc brakes are employed.



Anti-dive, anti-lift geometry

In the front suspension, nose diving due to braking is counteracted by increasing the caster angle. In the rear, the suspension arms are precisely mounted to the body to ensure that rear body lift is also minimised during braking. As a result, the Civic is able to come to a smooth and level stop.

Intelligent design has produced interior space previously only found in larger sedans.

Honda Civic Sedan is the comfortable car of its class. And that comfort extends far beyond simply providing a soft seat or smooth suspension ride.

Firstly, because it's a sedan, the passenger area is separated from the luggage area, reducing interior noise resonance and with 4 doors there's easy access for both front and back seat passengers.

But that's only the beginning. Because Honda Civic Sedan brings the features of large luxury cars to the small car class.

The power to make driving easy

Civic Sedan has power steering, power windows, and central door locking. The kind of features normally found on large luxury 'saloons'. But as always, these features are developed and improved by Honda.

The power steering for example gives a variable amount of assistance.

At slow speeds, as when parking, the power assistance is strongest, to make turning the wheel easy.

The power assistance decreases with speed so that on the highway, where steering wheel movement is minimal, vital road 'feel' can be maintained.



Increased visibility

The combination of a low bonnet, slim front pillars and an extensive amount of glass, creates an incredibly wide field of view. Visibility that no car before Honda has been able to offer.

The distinct feeling of spaciousness has been enhanced by reducing the thickness of the front pillars and tilting them toward the back. No matter where you sit in the new 4 Door Sedan, you'll easily see the benefits of Honda Civic.



Larger practical luggage area

Due to Civic's wide track and long wheelbase, a significant increase in usable

space has been created. The incorporation of the extremely compact double wishbone rear suspension results in a boot compart-

ment that's not only large, but virtually flat.

The rear seat folds down flat, letting you create a variety of carrying options.



Wrap around instrument panel

From the moment you adjust the steering column angle to your own personal setting, you'll realise the Civic Sedan is designed for comfortable driving. All controls are instantly accessible, while the large gauges and meters can be read instantly.

Even the 4 speaker stereo sound system can help make your driving a pleasure.

Honda Civic 4 Door Sedan really does bring a new level of comfort, performance and handling to the small car market.

Bold styling conceals stringent design technology.

Honda Civic Sedan is built around an extremely strong lightweight body/chassis unit. The monocoque construction ensures both stability and safety.

A unique anti-NVH (Noise, Vibration, Harshness) floor panel keeps noise intrusion and vibration to a minimum.

Anti-corrosion treatment

Built to last, the Civic Sedan has undergone thorough anti-corrosion treatment. This not only guarantees that the outside of the car will always look its best, but also ensures that all mechanisms will be able to maintain the highest performance level possible. A double-layer primer is used throughout to increase resistance to chipping and scratching. The body is also carefully treated with a zinc-enriched primer to resist rust.

Flush surface sash door/triple door seals

To further decrease noise due to wind, especially when driving at high speeds, Honda carefully designed the Civic Sedan so that all its surfaces would be as flush as possible. In addition Honda's original triple door seals around the front pillar and the side of the roof also help to minimize noise interference.

Inertia-axis type engine mount

Significantly decreasing the level of idling vibrations that affect the body of

the car, the engine mount is arranged in an extended line where inertia is actually generated as a result of the engine revolutions.

In addition to this, rubber mounts set on a highly rigid subframe stop engine 'twist'. Due to this mounting system,

torque variation can be smoothly controlled and vibrations are decreased.

All of these factors lead to greatly enhanced driving comfort.



1991 CIVIC SEDAN SPECIFICATIONS

	DATA
Engine type	1.5 litre S.O.H.C. 16 valve
Cylinder arrangement	In line 4 transverse
Displacement (cc)	1493
Bore and stroke (mm)	75 x 84.5
Maximum horsepower (kW @ r.p.m.)	72 @ 6250
Maximum torque (kg/m @ r.p.m.)	12.5 @ 4500
Compression ratio	9.2:1
Fuel tank capacity (litres)	45
Fuel required (R.O.N.)	91 or higher

EXTERIOR DIMENSIONS

	DATA
Overall length (mm)	4285
Overall width (mm)	1695
Overall height (mm)	1360
Wheel base (mm)	2500
Track front/rear (mm)	1459/1455
Ground clearance (mm) (Laden)	100
Turning circle (metre)	10.4
Kerb weight (Man) (Auto) (kg)	950/973

MECHANICAL FEATURES

	DATA
Front wheel drive	*
Manual transmission	5-speed
Automatic transmission	4-speed with lock-up clutch (lock-up function also during acceleration)
Front suspension	Double wishbone
Rear suspension	Multi control double wishbone
Gas pressurized rear shock absorbers	*
Front stabilizer bar	*
Steering type (hydraulic reactive)	Power assisted rack and pinion
Servo assisted front disc brakes	Vented
Servo assisted rear drum brakes	*
Dual constant velocity P.G.M.-Carb system	Electronically controlled programmed carburettor system
Electronic ignition system	*
Maintenance free battery	*

EXTERIOR FEATURES

3-coat 3-bake paint process	*
Clear front indicator lenses	With amber illumination
Side protection mouldings	*
Semi concealed front drip mouldings	*

Body coloured door handles	*
Impact absorbing bumpers	Body coloured with integrated front air dam
Laminated front windshield	With band tint
Central locking	*
Haloed headlights	*
Wheels	5-J x 14
Steel belted radial tyres	185/60 R14 82H
Front mud flaps	*
Dual chromed tail pipes	4.2 L.I.2. system

INTERIOR FEATURES

Tricot trim	*
Fully reclining front bucket seats	*
Adjustable head restraints	Front and rear
Passenger seat back pocket	*
Folding rear seat back	*
Tilt adjustable steering column	*
Front wiper/washer system	With intermittent and mist modes
Driver's footrest	*
Tachometer, speedometer, tripmeter and odometer	*
Comprehensive dashboard warning lights	*
Headlights on reminder	*
Rear window demister	*
Day night rear view mirror	*
Passenger vanity mirror	*
Digital clock	*

Full flow heater with full front window and side window demisting	4 speed fan
Slide ventilation and dial temperature controls	*
AM/FM stereo cassette player	4 speaker system
Cigarette lighter and ash tray	*
Centre console storage compartment	*
Power operated mirrors	Body coloured
Power operated windows	One touch function/driver's side plus isolator switch
Coin pocket	*
Driver's door pocket	*
Remote boot and fuel lid openers	*
Passenger grab handles	Front x 1, rear x 2
Coat hanger	x 1 Right hand rear
Rear cargo area	Illuminated

SAFETY FEATURES

Highly rigid monocoque body	*
Door intrusion bars	*
Seat belts front (3-point ELR x 2)	*
Seat belts rear (3-point ELR x 2)	*
Lap belt (rear centre x 1)	*
Child safety seat anchorages	*
Child proof rear door locks	*
Dual circuit diagonal braking system	*
Brake fluid warning indicator	*
Padded instrument panel	*
Energy absorbing steering column	*
Impact absorbing bumpers	*
Centre high mount stop light	*
Hazard warning lights	*
Comprehensive dashboard warning lights	*

EXTERIOR/INTERIOR COLOURS

EXTERIOR	CODE	INTERIOR
Vague Silver	NH-550M	Grey
Cappuccino Brown	YR-501M	Brown
Pewter Grey	NH-537M	Grey
Torino Red	R-72P	Grey
Concord Blue	B-58M	Grey
Frost White	NH-538	Grey

*Indicates included on model.

Note: The Specifications and Major Features listed herein are accurate as at the date of printing (Feb. 1991), however, Honda Motor Co. Ltd., and Honda Australia Pty. Ltd. reserve the right to change or modify Specifications and Major Features at any time without prior notice. Specifications may also vary in some States please check current specifications with your Authorised Honda Automobile Dealer before purchase. Due to ordering, shipping and freight factors, some colour and model availabilities may vary from time to time. Check with Honda dealer for current information on availability.

24/36/72 MONTH WARRANTY: THE HONDA 3 PHASE PROTECTION PLAN.

Your Honda investment is protected by Honda's 3-Phase Protection Plan.

All Honda motor vehicles are warranted against any defects in material or workmanship under normal conditions of use for unlimited kilometres for a period of 24 months from the date of purchase.

As well, a 36 month warranty against surface corrosion and a 72 month warranty against rust penetration is provided.

To maintain your protection, your vehicles must be inspected by an Authorised Honda Dealer at 12 months and 24 months after delivery. Of course, at no cost to you. These provisions are being made in addition to your statutory rights.

Your Honda dealer will provide you with full details on the Honda 3-Phase Protection Plan.

24
MONTH
UNLIMITED
KM WARRANTY

36/72
MONTH BODY PROTECTION
PROGRAMME





Honda Australia Pty. Ltd.
Incorporated in Victoria
Melbourne (03) 310 1222, Perth (09) 455 9811, Brisbane (07) 368 3744, Sydney (02) 684 2395.
LINTAS M-HCD 8920-248-8990





16 VALVE

HONDA



CIVIC

CIVIC