

# 1980 Honda Prelude

**HONDA**

We make it simple.



# 1980 Honda Prelude



Honda introduced the Civic in 1973. It quickly acquired a well-deserved reputation as excellent basic transportation. It was (and is) a car built with today's environment in mind.

In 1976 we introduced a slightly bigger car, the Honda Accord. The Accord was modeled along the same basic lines of the Civic, but had a few more creature comforts. It immediately became one of America's favorite cars.


The Honda Prelude, our newest car, represents a totally new concept for Honda. We call it a sports car for grown-ups. People who care as much about their car's comfort as its ability to accelerate from a stoplight.

But don't think we consider good performance a sign of immaturity.

The Prelude is one of the most nimble Hondas we've ever made. Test-drive one and you'll see. From its standard 5-speed transmission to its power-operated moonroof, it is a pleasure to drive.

In fact, once you get in, you may never want to get out. And isn't that really what a sports car should be?

The Prelude's moonroof comes with a manually operated sunshade, both of which are shown here. If you want fresh air, just press the button and the tinted glass moonroof slides back. If you want shade, simply close the moonroof then slide the sunshade forward. The moonroof has a retractable wind deflector, so that the passengers inside are not buffeted by excess wind.



The Prelude's list of standard features sounds more like that of a luxury car than a sports car.


The wipers have intermittent action as well as two speeds. The door and rear window defrosters help keep your window glass clear in inclement weather. The glass is tinted all around. This year the side rearview mirror has a remote control adjuster. And the interior rearview mirror can be adjusted at night to reduce the reflected glare from headlights.

There are stowage boxes in the rear seat side panels as well as the center console. The trunk is surprisingly spacious. A trunk light automatically goes on whenever the trunk is opened. And the trunk has a convenient remote release lever at the base of the driver's seat.

You'll appreciate the protective side mouldings if you ever park in parking lots.

The Prelude's sleek lines fairly cry out "sports car." So does the engineering. The Prelude has Honda's famous CVCC<sup>®</sup> Advanced Stratified Charge Engine (the peppy 1751cc version). Four-wheel independent suspension. Rack and pinion steering. Power-assisted front disc brakes with dual-diagonal circuits. Self-adjusting brakes. Negative steering roll radius. Steel-belted radial tires. And a 5-speed transmission. All standard.

In true Honda tradition, the Prelude also has front-wheel drive. With the weight of the engine over the wheels doing the work, you get excellent traction.







The fully reclining front bucket seats are covered with a special, handsome fabric. The front seat headrests are adjustable vertically and tilt both forward and backward. For the first time, Honda's new fully automatic 3-speed transmission is available as an option.

The Prelude's automatic maintenance reminder tells you when, under normal conditions, you should rotate the tires, and change the oil and oil filter. The electronic warning system lights up at once if either door or the trunk is not securely latched.

The instrument cluster is within the perimeter of the steering wheel, for easy viewing. And the tachometer and speedometer are on the same axis, so both are large and easy to read.

A quartz digital clock lights up when the ignition is on. The Prelude even has a coin box. This way, there's no struggle to reach your wallet whenever you pay for tolls or parking. You simply reach for the coin box.





A special air-conditioning unit made specifically for the Prelude is available as an option. It has a 3-speed blower, fully adjustable outlets, dehumidified heating, and a thermostat to prevent overcooling.

Honda offers a wide variety of radios, cassette players, and 8-track players as optional equipment. An optional AM/FM stereo radio with electronic tuning and cassette unit is shown here.

#### Standard Features

Power-Operated Moonroof  
Tachometer  
Maintenance Reminder  
Trip Odometer  
Low Fuel Warning Light  
Quartz Digital Clock  
Electronic Warning System  
Remote Control Outside Mirror  
Day/Night Rearview Mirror  
Vanity Mirror - Rt. Sun Visor  
Glove Compartment Light  
Coin Box with Lid  
Two-Speed Plus Intermittent Wipers  
Front Side Window Defrosters  
Reclining Front Bucket Seats with Adjustable Headrests  
Rear Window Defroster

Tinted Glass  
Full Carpeting  
Combination Light Switch on Steering Column  
Built-in Front Seatbelt Retractors  
Remote Trunk Lid Release  
Automatic Trunk Light  
Cigarette Lighter  
Stowage Boxes in Rear Seat Side Panels  
Stowage Box in Center Console  
Stowage Box Each Side of Trunk  
Protective Body Side Mouldings  
Bright Metal Wheel Trim Rings  
Passenger Assist Handle - Rt. Windshield Post  
Front Wheel Splash Guards  
Front Fender Rust Protectors  
Rectangular Headlights

#### Specifications

General	Front-Wheel Drive, Transverse Engine, Unitized Body
<b>ENGINE - Type*</b>	CVCC* Advanced Stratified Charge, 4-Cylinder, Overhead Camshaft
Piston Displacement	1751cc
Compression Ratio	8.0:1
Net Horsepower	72 @ 4500 rpm (68 @ 4500 rpm with Automatic Transmission)
Net Torque (lb. - ft.)	94 @ 3000 rpm (94 @ 2500 rpm with Automatic Transmission)
Fuel Tank Capacity	13.2 gals.
Type Ignition	Electronic
Fuel Requirement	Unleaded
<b>TRANSMISSION - Types</b>	
Standard	5-Speed Manual
Optional - Extra Cost	3-Speed Fully Automatic
<b>SUSPENSION - Type</b>	4-Wheel Independent
Front & Rear	MacPherson Struts
<b>STEERING - Type</b>	Rack and Pinion
Steering Wheel Turns - Lock to Lock	3.26
Turning Circle - Curb to Curb	33.5 ft.
<b>BRAKE - Type</b>	Self-Adjusting, Power-Assisted with Dual-Diagonal Circuits
Front	Disc
Rear	Drum
<b>TIRES - Type</b>	Steel-Belted, Radial - Blackwall
Size	175/70SR-13
<b>DIMENSIONS (inches)</b>	
Length	161.4
Width	64.4
Height	51.0
Wheelbase	91.3
Tread - Front/Rear	55.1/55.5
<b>APPROXIMATE CURB WTS. (lbs.)</b>	
Manual Transmission	2130
Automatic Transmission	2146
<b>COLOR OPTIONS</b>	
Exterior Paint/Interior Trim	St. Moritz Silver†/Red Tudor Red†/Red Longleet Gold†/Ivory

\*Preludes with automatic transmission sold in California are equipped with catalytic converter.

†Metallic Colors

©1979 American Honda Motor Co., Inc.

Accessories, materials, equipment, colors, models, specifications and availability are subject to change without notice. Colors may vary from those shown.

Z0601



**H O N D A**

We make it simple.