

STEP WGN

SPADA

e:HEV



H HONDA

KAHMOTOR

STEP INTO YOUR SPACE.

The **STEP WGN Spada e:HEV** makes a lasting impression with its upright stance, refined surfaces, and signature LED Headlight styling. Crafted to turn heads and engineered for everyday confidence, its exterior is designed to be both striking and smart.



Auto LED Headlights
Bright, stylish lights for better visibility day or night.



Dual Power Sliding Doors
Easy access with Electrostatic Touch-Sensitive sensor, plus remote control for hands-free rear entry.



Power Tailgate
One-touch opening for easy loading.



Smart Keyless Entry
Unlocks automatically with a simple touch.



17" Alloy Wheels
Lightweight wheels with a bold, premium look.

DRIVE SMART, TRAVEL SAFE.



SAFETY & SECURITY

Safety in the STEP WGN Spada e:HEV begins with robust structural design and expands into systems that actively and passively protect every passenger. Thoughtfully integrated to handle the unexpected.



1. LED Active Cornering Lights
2. Vehicle Stability Assist™ (VSA)
3. 6 Airbags System
4. Anti-lock Braking System (ABS) with Electronic Brake Distribution (EBD)
5. G-CON Body Structure

6. ISOFIX Seats
7. Front & Rear Parking Sensors
8. Rear-View Camera
9. Walk Away Auto Lock
10. Reservation Lock
11. Blind Spot Indicator

PERFORMANCE

The STEP WGN Spada e:HEV is engineered for a smooth and responsive experience with every turn. From urban agility to long-distance comfort, this MPV delivers reliable power, precision control, and intelligent tech for everyday performance.



Shift-By-Wire Gear Selector
Sleek, intuitive shifter for smooth gear control.




Deceleration Selectors
Manually control regenerative braking for a smoother, more engaged drive.



2.0L DOHC i-VTEC® Engine
Delivers strong, responsive performance with quiet efficiency.



10.2" TFT Multi Information Display
Crisp, customizable screen with all your key driving info.



Self-Charging e:HEV Powertrain
Seamlessly switches drive modes to balance power and fuel economy — no plug-in needed.



Electric parking brake with brake hold
Engage and hold brakes effortlessly with the push of a button.

Honda SENSING

Equipped with Honda SENSING, the STEP WGN Spada e:HEV takes family protection to the next level. This comprehensive suite of smart driver-assist technologies works constantly to keep your journey safe and stress-free.



Adaptive Cruise Control (ACC) with Low-Speed Follow (LSF)
Keeps a safe distance from the car ahead — even in stop-and-go traffic.



Collision Mitigation Braking System (CMBS)
Applies brakes if a frontal collision is likely.



Lane Keeping Assist System (LKAS)
Gently steers to keep you centered in your lane.



Road Departure Mitigation System (RDMS)
Helps prevent accidental road departure by steering and braking support.



Traffic Jam Assist (TJA)
Reduces stress in traffic by controlling speed and lane position.



Auto High Beam
Automatically switches between high and low beams for optimal night visibility.

Specifications may vary from model(s) shown.

BUILT FOR EVERYDAY EASE

Designed for dynamic lifestyles and growing families, the STEP WGN Spada e:HEV delivers exceptional cabin flexibility, intuitive convenience, and utility that adapts to you.



FLEXIBLE SEATING ARRANGEMENT

Whether you're transporting a bicycle, a surfboard, luggage, or just enjoying a laid-back ride, the STEP WGN's interior adapts with ease.

The 4-way movable captain seats provide adjustable comfort in the second row, while the 60/40 split-folding third-row seats allow for various cargo and passenger combinations.

Flatten the seats for full-length loading, recline for rest, or configure for maximum storage—every seat moves to fit your lifestyle.



4-Way Movable Ottoman Captain Seats
Slide, recline, and relax with cushioned armrests for premium comfort.



Low Side Floor Loading
Easy step-in height for passengers of all ages.



Rear Cabin Height
Spacious headroom for a comfortable ride in every row.



Tri-Zone Air Con with PM2.5 Filter
Individual climate control and cleaner air for every passenger.



Dashboard Storage
Smart compartments for your everyday essentials.



Assorted Cup Holders
Convenient drink storage for every seat.



Chargers in All 3 Rows
Stay powered with USB ports accessible from every row.



Pop-Up Hooks
Secure bags or small items with built-in utility hooks.



Rear Low Floor and Rear Boot Height Access
Low and wide boot makes loading large items effortless.



Seat Back Table
Flip down a table for snacks, devices, or work on the go.

INTELLIGENT HYBRID SOLUTION

The STEP WGN Spada e:HEV's advanced hybrid system ensures the right drive mode is always in play. Whether it's smooth urban cruising, acceleration for overtaking, or fuel-efficient highway travel, the e:HEV seamlessly transitions to suit your drive.

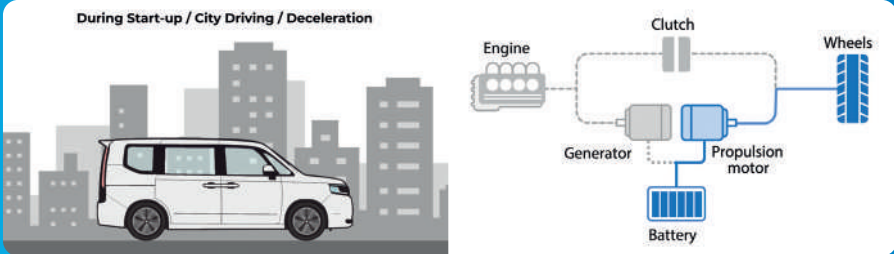


DYNAMIC HYBRID EFFICIENCY

The powertrain combines a 2.0L Atkinson-cycle engine with twin electric motors and a lithium-ion battery. This delivers optimal output for both everyday commutes and long-distance adventures—without compromising on fuel efficiency.

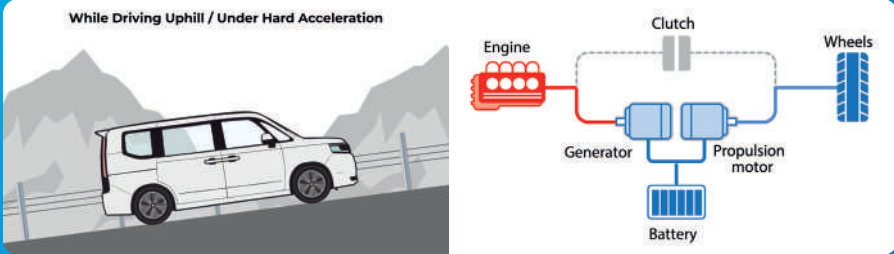
EV MODE

The vehicle is powered solely by the electric motor using energy from the battery. This enables a quiet, smooth, and zero-emission drive. Ideal for short trips, stop-and-go traffic, or low-speed city cruising.



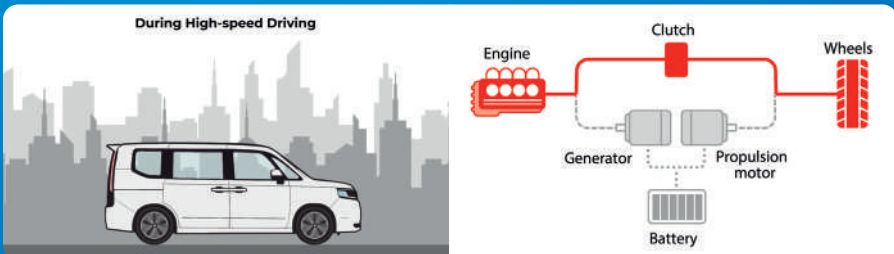
HYBRID MODE

The engine operates as a generator while the electric motor powers the wheels. This balance delivers strong acceleration and driving excitement while optimizing fuel efficiency.



ENGINE MODE

At higher speeds, the engine drives the wheels directly at its most fuel-efficient range. When needed, the motor provides an extra power boost for overtaking or climbing.



SPECIFICATIONS

DIMENSIONS	
Overall Dimensions (mm)	4829(L) x 1752(W) x 1846(H)
Wheelbase (mm)	2888
Wheel Track - Front (mm) / Rear (mm)	1486 / 1500
Ground Clearance (mm)	157
Curb Weight (kg)	1845
Turning Radius at Wheel Centre (m)	5.7

ENGINE	
Engine Type	2.0L DOHC i-VTEC Water Cooled, In Line 4-Cylinder Engine
Fuel Supply System	PGM-FI
Bore x Stroke (mm)	81.0 x 96.7
Displacement (cc)	1993
Compression Ratio	13.5:1
Maximum Power (kW(PS)/rpm)	107(145) / 6200
Maximum Torque (Nm(kg-m)/rpm)	175(17.8) / 3300-5500

HYBRID POWERTRAIN	
Hybrid System	e:HEV
Hybrid Battery	Li-ion Battery
Maximum Motor Power (kW(PS)/rpm)	135(184) / 5000-6000
Maximum Motor Torque (Nm(kg-m)/rpm)	315(32.1) / 0-2000

TRANSMISSION	
Transmission Type	e-CVT

STEERING	
Type	Rack And Pinion with Electrical Power-Assisted
Overall Ratio	15.7
Turns Lock to Lock	3.1

BRAKE SYSTEM	
Brake Type - Front / Rear	Ventilated Disc / Solid Disc
Parking Brake Type	Electric Parking Brake with Brake Hold

SUSPENSION	
Suspension Type - Front	MacPherson Strut with Stabilizer, Coil Spring
Suspension Type - Rear	Torsion Beam, Coil Spring

TYRES AND WHEELS	
Tyre Size	205/55 R17 95V
Wheel Size / Type	17 x 6.5J

FUEL CONSUMPTION	
Fuel Consumption (L/100KM)	5.0
VES Banding	B
Fuel Tank (Litres)	52

EXTERIOR	
Alloy Wheels	●
Door Mirrors	Electrically-Operated, Auto Fold, Retractable With Integrated LED Side Turn Indicators
Door Handles	Body-Coloured

CONVENIENCE	
Mirrors	Sunvisor Vanity Mirrors with Lamps Rear View Mirror
Driver Seat	Manual Slide With Height Adjustment
Front Passenger Seat	Manual Slide
2nd Row Seats	Captain Ottoman Seats with Armrest
3rd Row Seats	60/40 Retractable Bench
Headrests	Front Row x 2, 2nd Row x 2, 3rd Row x 3
Door Lining Sunshade	Rear Door

ELECTRICAL	
Smart Entry System	With One-Push Start
Power Windows	Driver's Window Auto Up/Down
Power Door Locks	●
Power Sliding Doors	Dual
Power Tailgate	●
ECON Mode	●

HONDA SENSING SYSTEM	
Adaptive Cruise Control (ACC)	With Low Speed Follow (LSF)
Collision Mitigation Braking System (CMBS)	●
Lane Keeping Assist System (LKAS)	●
Road Departure Mitigation System (RDM)	●
Traffic Jam Assist	●
Auto High Beam	●

CABIN	
Upholstery	Black FABTECT
Climate Control	Auto with Dust & Pollen Filter Rear Cabin Ventilation
Audio	11" Touchscreen Display Audio, 6 Speaker System, AM/FM Radio, Bluetooth Handsfree Telephone, USB Interface, Apple CarPlay & Android Auto
Steering Wheel	3-Spoke Leather with Deceleration Selectors
Instrument Panel	10.2" TFT Meter

SAFETY	
Anti-Lock Braking System	with EBD and Brake Assist
Vehicle Stability Assist System™	●
Hill Start Assist	●
SRS Airbags	Front Dual, Front Sides, Side Curtains
Lighting System	Auto LED Headlights With Daytime Running Lights LED High Mount Stop Light, Rear LED Tail Lights Active Cornering Lights LED Turn with Front Sequential
Seatbelts	Front Row x 2, 2nd Row x 2, 3rd Row x 3, 3-pt ELR
ISOFIX	●
Camera System	Rear-View Camera
Parking Sensors	Front and Rear
Lock System	Walk Away Auto Lock with Reservation Lock
Security Alarm System	●

FIND YOUR SHADE OF EXPRESSION

Choose from a refined palette to match your personality and lifestyle. Every colour reflects the STEP WGN's timeless character and modern flair.



Twilight Mist Black Pearl (PB-93P)

Platinum White Pearl (NH-883P)

Premium Crystal Garnet Metallic (B-578M)

Meteoroid Grey Metallic (NH-904M)

Crystal Black Pearl (NH-731P)



For more information,
visit www.honda.com.sg
or Kah Motor Showrooms

255 Alexandra Road Singapore 159937
370 Ubi Road 3 Singapore 408651
Tel: 6840 6888