

KONA

2019 Hyundai





Show the world your street smarts.

Meet the 2019 Hyundai Kona – a new and smarter SUV that makes a great big world of experiences possible. With its striking ‘smart armor’ style, sporty driving character, available All Wheel Drive and full array of advanced safety technologies, Kona is fully equipped and perfectly sized for all your active urban adventures.

Kona Electric, Hyundai’s latest breakthrough in zero-emissions vehicles, makes it possible to live large while leaving a small footprint. With an EPA-estimated total range of 258 miles, Kona Electric is second in driving range (by only 1 mile) to the Tesla Model S among base-model all-electric vehicles with standard battery configurations.¹ Yet unlike the Tesla, Kona Electric won’t cost you a small fortune. A footprint that’s as compact as its price tag also allows Kona to easily maneuver around town and snag those coveted curbside parking spaces.

Inside the cabin, Kona shows its savvy with lots of configurable room and a standard 7” color floating touchscreen that serves as a command center for the available Infinity® Premium Audio system. The screen is also where app icons from your smartphone appear, compliments of standard Apple CarPlay™ and Android Auto.™ And Kona’s Rear View Monitor is a smarter way to back into tight spaces, thanks to a convenient Parking Guidance feature.

Kona is also available with Hyundai Blue Link,® our award-winning suite of connected car features.² Download the MyHyundai Blue Link app, and you can do things like start your Kona from the comfort of your kitchen or office.³ With smart solutions like these, it’s no wonder Kona was named one of the 10 Coolest New Cars Under \$20,000 by Kelley Blue Book’s KBB.com⁴ and awarded a prestigious 2018 Red Dot Design Award for innovation, durability and the artful melding of form and function.



The 2018 Kona was named one of the
10 Coolest New Cars Under \$20,000
by Kelley Blue Book’s KBB.com.



reddot award 2018
winner



"If you're looking for a uniquely styled, space-efficient, fuel-efficient and high-tech small-crossover SUV, the Kona has you covered." – *KBB.com Expert Review*

¹Claim based on comparison of base model electric vehicles with standard battery configurations on EPA and manufacturer websites, August 2018. EPA estimates for comparison only. Your actual mileage will vary with options, driving conditions, driving habits and the condition of your vehicle. ²Available with Kona SEL, standard with Kona Limited/Ultimate and Kona Electric SEL/Limited/Ultimate. Blue Link is complimentary for the first 3 years of ownership and requires an active Blue Link subscription. Three-year term starts from the new vehicle date of first use and is available for new vehicle purchases and leases based upon terms and conditions on the Blue Link subscription enrollment pages. Only use Blue Link and corresponding devices when it is safe to do so. Cellular and GPS coverage is required. Features, specifications, and fees vary by subscription plan and are subject to change. For more on details and limitations, visit hyundai.com or your authorized Hyundai dealer. ³Requires Blue Link Remote package. ⁴From "10 Coolest New Cars Under \$20,000" on Kelley Blue Book's KBB.com. Kelley Blue Book is a registered trademark of Kelley Blue Book Co., Inc.



¹Claim based on comparison of manufacturer websites. ²Rear privacy glass not available on Kona SE.

You've always wanted an efficiency expert as a friend.

Kona is that friend you've always admired – the one that's good at spontaneously making amazing things happen. And making it look easy. So how does Kona do it? For starters, its flexible interior space features a height-adjustable cargo floor and 60/40 fold-flat rear seats that offer a surprising amount of room for your occupants. And your stuff.

Both Kona and Kona Electric put one of the largest interiors in their class¹ at your beck and call with 19.2 cubic feet of cargo space when the rear seats are up. Unlike many other electrified vehicles (whose cargo space is compromised to make room for hybrid or electric batteries), Kona Electric's battery components are packaged within its platform. Which leaves ample space for the accessories your adventures require.

Kona and Kona Electric's thoughtful designs extend to large door openings that welcome you to an ergonomically precise interior. And seating positions that give you a commanding view of the road. The award-winning interior design is punctuated by controls that are placed precisely where your fingertips expect them to be. And if you think Kona's audio system sounds exceptionally crisp and dynamic, your ears aren't deceiving you – Clari-Fi™ Music Restoration Technology is at work, analyzing digital and streaming audio to restore sound qualities lost in compressed digital formats. So you can enjoy nuances the artists intended you to hear.

Climate Control

Available rain-sensing wipers and heated side mirrors help you master the elements. To keep you comfortable inside when the mercury rises, Kona features a heat-rejecting solar windshield and side windows in front, along with rear privacy glass.² Want to let the outside, in? Open Kona's available power sunroof.

Charge On

Kona is first in its segment with available wireless charging. Set your compatible smartphone on the center console pad, and it soaks up the juice. Standard dual front USB outlets, a 12-volt power outlet and an auxiliary input jack ensure you remain plugged into your digital life on the road.

Powerful Sight

An available 8" color touchscreen shows you more than maps for navigation and junction view lane guidance. It's also where you find HD Radio™ traffic services that provide real-time traffic flow and incident data without requiring a subscription.



**8-Speaker
Infinity®
Premium
Audio**

 **Infinity**

 **CLARI-FI™**
Music Restoration Technology





¹Claim based on comparison of manufacturer websites at press time. ²2018 Hyundai Kona Expert Review by Edmunds.com. ³EPA estimates for comparison only. Your actual mileage will vary with options, driving conditions, driving habits and the condition of your vehicle.

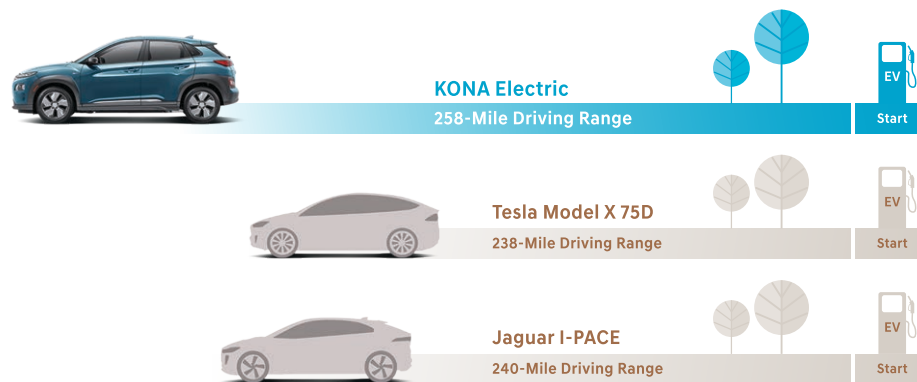
More power to you. A lot more.

For 2019, Kona is offered with your choice of three powertrains. Kona SE and SEL feature an efficient, eco-friendly 2.0L Atkinson-cycle engine with an excellent balance between fuel economy and power delivered through a smooth 6-speed SHIFTRONIC® transmission.

On Kona Limited and Ultimate, a turbocharged 1.6L GDI engine with Hyundai's 7-speed automatic Dual Clutch Transmission stands apart from the rest of the class. With 175 HP and 195 lb-ft of torque available from 1500-4500 RPM, the turbocharged engine gives Kona more horsepower and torque than Ford EcoSport, Honda HR-V and Chevrolet Trax – all while remaining clean and green.¹ Choose Kona Limited or Ultimate with All Wheel Drive, and you get turbocharged power plus the handling precision of a multi-link rear suspension that led Edmunds.com to declare Kona as “one of the all-around best subcompact crossovers to drive.”²

If the gears are starting to turn in your head about the new Kona Electric, we're not surprised at the quick shift in your thinking. Its 150 kW (201 HP) electric powertrain with 290 lb-ft of torque and Shift-by-Wire drive controls delivers an EPA-estimated driving range of 258 miles.³ Giving you a powerful reason to drive the all-electric version of our new Kona SUV.

Electrified SUV Driving Ranges



All Model AWD

The all-weather grip of All Wheel Drive is available on every trim level for the 2019 Hyundai Kona. When the snow starts piling up, Kona offers more ground clearance than the Toyota C-HR, Mazda CX-3 and Chevrolet Trax.¹

Drive A La Mode

Drive Mode Select on Kona and Kona Electric lets you customize steering feel, shifting and throttle response to suit your preferences. Press a button, and Kona's Sport mode initiates a more engaging set of driving dynamics.

Just Say Charge It

On Kona Electric, a charge port is integrated into the front grille area. Pull up and plug in using a Level 3 charger, and you can restore Kona Electric's battery pack with up to an 80 percent charge in just under an hour.





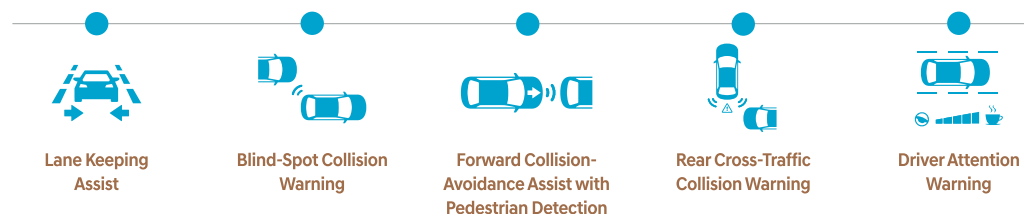
Kona thinks safety first.

Take a look at the 2019 Kona's long list of safety features. And by Kona, we mean the base model Kona SE, not just the top-of-the-line Kona Ultimate. Now compare that with Kona's competitors, and you'll see the importance Hyundai places on your safety.

Driver Attention Warning and Lane Keeping Assist, features more commonly seen on expensive European luxury vehicles, are standard on all Kona models.¹ And Forward Collision-Avoidance Assist,² a feature most competitors don't even offer,³ is among the many SmartSense safety and driver assistance technologies available on Kona.

It starts with Kona's basic engineering. A unibody structure infused with advanced high-strength steel protects the integrity of the passenger cabin in the event of a collision (while also contributing to a smooth, quiet ride). And because its advanced high-strength steel is also lightweight, Kona handles with remarkable agility. Which means it's nimble enough to help you steer clear of trouble in the first place.

Hyundai SmartSense Technologies⁵



Parking Made Easy

Kona helps take the pain out of parking with a standard Rear View Monitor, which includes parking guidelines and a camera with an anti-glare/water-repellent lens coating for improved visibility. All Kona Ultimate models are also equipped with Parking Distance Warning sensors in the rear.

A Relaxing Cruise

The Kona Electric's available Smart Cruise Control makes long-distance driving a dream.⁶ Set your desired speed, and the system adjusts your speed automatically when slower traffic ahead is sensed. It can even bring your Kona to a complete stop, then accelerate back up to speed again automatically.

Head Start

2019 Kona Ultimate models help to minimize driver distractions with a full-color Heads-up Display. Its 8" projection area is easy to see, thanks to the large pop-up screen whose vivid colors and brightness help ensure you'll enjoy exceptional daytime visibility.



Kona 2018 IIHS Top Safety Pick+ when equipped with available Forward Collision-Avoidance Assist and High Beam Assist⁴



¹It is the driver's responsibility to remain alert at all times. Driver Attention Warning is only a warning to inform the driver of a potential lack of driver attention or drowsiness. It does not detect and provide an alert in every situation. Lane Keeping Assist operates above approximately 44 mph and only when the lane markings are clearly visible on the road. It will not work under all circumstances and will not prevent loss of control. It is a supplemental assist, and does not replace the need for extreme care and attention by the driver. See Owner's Manual for details. ²Forward Collision-Avoidance Assist (FCA) with Pedestrian Detection detects pedestrians, but not in all conditions. FCA is designed to assist drivers to avoid, or reduce the severity of, collisions with cars that have slowed or stopped in front of them. It is a supplemental assist and does not replace the need for extreme care and attention by the driver. FCA may not stop the vehicle completely and will not avoid all collisions. See Owner's Manual for details. ³Claim based on comparison of manufacturer websites. ⁴To qualify for 2018 TOP SAFETY PICK+, a vehicle must earn Good ratings in the driver-side small overlap front, moderate overlap front, side, roof strength and head restraint tests, as well as an Acceptable or Good rating in the passenger-side small overlap front test. It also must earn an Advanced or Superior rating for front crash prevention and a Good headlight rating. For details visit www.iihs.org. ⁵Features vary by model. For details, refer to the Features chart in the back of this brochure or visit hyundai.com. ⁶Smart Cruise Control (SCC) is not a collision avoidance or warning device. SCC is for highway use only and should not be used in poor weather, heavy or varying traffic, or on winding or slippery roads. The driver remains responsible to slow or stop the vehicle to avoid a collision. SCC initiates a full stop when the traffic ahead stops and re-engages if the vehicle ahead moves forward within 3 seconds. See Owner's Manual to learn more.



“Avant-garde style paired with an entertaining drive.”⁸
- *Motor Trend*

¹ Available on Kona SEL. Standard on Kona Limited, Ultimate and all Kona Electric models. ² Requires Blue Link Remote package and automatic temperature control. ³ Blue Link agents will contact existing emergency service responders. ⁴ Requires Blue Link Guidance package. ⁵ Apple CarPlay works with iPhone 5 and later models running the latest version of iOS 7.1 and above. Apple CarPlay is a registered trademark of Apple Inc. Android Auto™ requires the Android Auto app on Google Play and an Android™-compatible smartphone running Android 5.0 Lollipop or higher. Google, Android, Android Auto, and Google Play are trademarks of Google Inc. ⁶ Amazon, Alexa and all related logos and motion marks are trademarks of Amazon.com, Inc. or its affiliates. Google Assistant and Google Home are trademarks of Google Inc. ⁷ Smartphone GPS location must be within a 1-mile radius of vehicle's location to display searched location. ⁸ “2018 Hyundai Kona First Drive: Personality First” - *Motor Trend*, March 2018.


It can do things that seem like science fiction. And that's a fact.

Technology is supposed to make things simpler. Smarter. Safer. And more convenient. With Hyundai's Blue Link® Connected Car System,¹ it actually does. Simpler? Blue Link sends you personalized Monthly Vehicle Health Reports to ensure your Kona runs in optimal condition, and lets you know when it's time to schedule a service appointment.

Smarter? Using our Blue Link app on your smartphone or smartwatch, you can remotely start your Kona's engine and activate the climate controls, lock/unlock the doors, or pinpoint the exact location of your Kona in crowded parking lots.²

Safer? Blue Link Connected Care offers 24/7 SOS Emergency Assistance and Automatic Collision Notification that calls for help if you've been in an accident where the airbags deploy.³ Should you need roadside assistance, Blue Link takes the guesswork out of calling for help by sending your exact location to a roadside assistance member.

Get to know all that Blue Link can do, and it becomes one of those things you wonder how you ever lived without. With Blue Link's Guidance package, you can tap Destination Send-to-Car to find new restaurants or points of interest that may not be updated yet on your vehicle's maps, then send the destination from your smartphone to your Kona Ultimate's or Kona Electric Ultimate's navigation system.⁴ There's nothing artificial about that degree of intelligence.



The Smartphone, Now Smarter

Standard Android Auto™ and Apple CarPlay™ let you integrate your smartphone with Kona's large high-resolution display. So you can seamlessly access maps and navigation, your contact lists, texts, calls, your music library and more using the touchscreen display or voice commands.⁵



Aloha Alexa

Blue Link Remote Access integrates with Amazon Alexa® and Google Assistant™ voice services. Now, you can ask your Amazon Echo® or Google Home™ device to start your Kona's engine, unlock the doors and set the cabin temperature from the comfort of your couch, kitchen or office.⁶

Hyundai Blue Link®

What gives Kona owners a better connection to the things they need? Hyundai's Blue Link Connected Car System, complimentary for the first 3 years of ownership. For details on all of the Blue Link features offered, visit hyundaibluelink.com.

 <h3>Automatic Emergency Assistance</h3> <p>Blue Link Connected Care offers 24/7 SOS Emergency Assistance and Automatic Collision Notification that calls for help if you're in an accident where airbags deploy.</p>	 <h3>On-Demand Diagnostics</h3> <p>Run vehicle diagnostics from your Hyundai's touchscreen, report issues at the press of a button, and receive Monthly Vehicle Health Reports or maintenance reminders by email.</p>
 <h3>Destination Send-To-Car</h3> <p>Ask your phone to find new restaurants or points of interest that may not be updated on your vehicle's maps, then send the destination to Kona's navigation system.</p>	 <h3>Remote Controls</h3> <p>Use your smartphone, home assistant or wearable device to remotely start your Kona's engine, unlock the doors, set the cabin temperature and more.</p>
 <h3>Car Finder</h3> <p>Your MyHyundai app lets you navigate your way through crowded stadiums or shopping mall parking lots back to your Hyundai.⁷</p>	 <h3>Vehicle Charging Dashboard</h3> <p>Find charging stations, control your Kona Electric's charging remotely, and schedule charging times at cheaper off-peak hours.</p>

KONA	SE	SEL	Limited	Ultimate
Power & Handling				
147-hp/132 lb-ft, 2.0L MPI Atkinson-cycle 4-cylinder engine	●	●	—	—
175-hp/195 lb-ft, 1.6L Turbo GDI 4-cylinder engine	—	—	●	●
6-speed automatic transmission with SHIFTRONIC®	●	●	—	—
7-speed EcoShift® Dual Clutch Transmission	—	—	●	●
Torque Vectoring by Braking	●	●	●	●
Drive Mode Select	●	●	●	●
All Wheel Drive and multi-link rear suspension	○	○	○	○
Downhill Brake Control and Hillstart Assist Control	●	●	●	●
Exterior Features				
Remote keyless entry system with alarm	●	●	●	●
Cascading grille with chrome grille surround	—	—	●	●
Premium dark gray body cladding	—	—	●	●
Bodycolor exterior door handles	●	●	●	●
Rear spoiler with center LED brake light	●	●	●	●
LED Daytime Running Lights	●	●	●	●
LED headlights and taillights	—	—	●	●
Front foglights	—	○	●	●
Automatic on/off projector headlights	●	●	—	—
Heated side mirrors with turn signal indicators	—	●	●	●
Solar front glass	●	●	●	●
Rear privacy glass	—	●	●	●
Rain-sensing windshield wipers	—	—	—	●
Roof side rails	—	●	●	●
Contrasting roof color available with red/blue/silver exterior colors	—	○	—	—
Shark-fin roof antenna	—	○	●	●
Power tilt-and-slide sunroof	—	○	●	●
Rear View Monitor with Parking Guidance	●	●	●	●
Anti-theft vehicle immobilizer	—	●	●	●
Interior Features				
Proximity Key entry with push button start	—	●	●	●
Tilt-and-telescopic steering wheel with audio, Bluetooth® phone and cruise controls	●	●	●	●
3.5” multi-information display	●	●	●	—
4.2” color multi-information display	—	—	—	●
Full color Heads-up Display	—	—	—	●
Automatic temperature control	—	—	●	●
6-way adjustable driver seat including height adjustment	●	●	—	—
8-way power driver seat with power lumbar support	—	○	●	●
Leather-wrapped steering wheel and shift knob	—	●	●	●
Heated front seats	—	●	●	●
Leather seating surfaces	—	—	●	●
Rear folding armrest with dual cupholders	●	●	●	●
60/40 split fold-flat rear seats	●	●	●	●

KONA	SE	SEL	Limited	Ultimate
Interior Features				
Center console with storage compartment and armrest	●	●	●	●
Power front auto-down/up windows	—	●	●	●
Illuminated visor vanity mirrors with sunvisor extensions	—	●	●	●
Auto-dimming rearview mirror with compass and HomeLink®	—	—	●	●
Adjustable dual-level cargo floor	●	●	●	●
Hidden cargo-area storage compartment	—	●	●	●
Tire Pressure Monitoring System with individual tire indicators	●	●	●	●
Advanced Safety				
Forward Collision-Avoidance Assist	●	●	●	—
Forward Collision-Avoidance Assist with Pedestrian Detection	—	—	—	●
Lane Keeping Assist	●	●	●	●
Driver Attention Warning	●	●	●	●
Blind-Spot Collision Warning	—	●	●	●
Rear Cross-Traffic Collision Warning	—	●	●	●
High Beam Assist	—	—	—	●
Rear Parking Distance Warning	—	—	—	●
Audio & Connected Car Technology				
7” touchscreen AM/FM/MP3 display audio with 6 speakers	●	●	●	—
8” high-resolution color touchscreen audio and navigation system	—	—	—	●
Infinity® Premium Audio system with 8 speakers (including subwoofer) and Clari-Fi™ Music Restoration Technology	—	○	●	●
Android Auto™ and Apple CarPlay™	●	●	●	●
SiriusXM® Satellite Radio and HD Radio™	—	●	●	●
HD Radio™ traffic services (no subscription required)	—	—	—	●
Wireless charging pad	—	—	—	●
Blue Link® Connected Car System	—	○	●	●
Dual front USB ports, auxiliary input and 12-volt power outlet	●	●	●	●

● Standard ○ Optional — Not Available

Exterior Dimensions

	KONA
Wheelbase	102.4 in
Overall Length	164.0 in
Overall Width	70.9 in
Overall Height (with roof side rails)	61.0 (61.6) in
Coefficient of Drag	0.32 Cd

Interior Dimensions

	KONA
Head Room - front (with sunroof) / rear	39.6 (38.0) / 37.8 in
Leg Room - front / rear	41.5 / 34.6 in
Shoulder Room - front / rear	55.5 / 54.5 in
Hip Room - front / rear	53.3 / 52.2 in

KONA SE



Standard Features

Forward Collision-Avoidance Assist	7" touchscreen AM/FM/MP3 audio
Lane Keeping Assist	Android Auto™ and Apple CarPlay™
Driver Attention Warning	Dual front USB outlets
Rear View Monitor with Parking Guidance	16" alloy wheels

KONA SEL



Standard Features

Contrasting color roof (red/blue/silver)	Proximity Key entry with push button start
Blind-Spot Collision Warning	Leather-wrapped steering wheel/shift knob
Rear Cross-Traffic Collision Warning	17" alloy wheels

Tech Package

Power tilt-and-slide sunroof	Blue Link® Connected Car System
Front foglights	Infinity® Premium Audio with 8 speakers
8-way power driver seat	Clari-Fi™ Music Restoration Technology
Power driver lumbar support	Shark-fin antenna

KONA Limited



Standard Features

1.6L GDI Turbo 4-cylinder engine	7-speed Dual Clutch Transmission
Leather seating surfaces	Automatic temperature control
8-way power driver seat	LED headlights and taillights
Power driver lumbar support	18" alloy wheels


KONA Ultimate



Standard Features

Full color Heads-up Display	8" color touchscreen navigation system
Wireless charging pad	High Beam Assist
Rear Parking Distance Warning	Rain-sensing windshield wipers
Forward Collision-Avoidance Assist with Pedestrian Detection	

KONA Exterior Colors



Contrasting roof colors (available with Sonic Silver, Pulse Red and Surf Blue Kona SEL models without Tech Package)



Black Roof



Black Roof



Dark Gray Roof

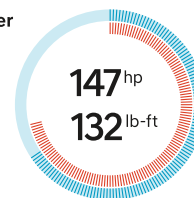
KONA Interiors



2.0L MPI Atkinson 4-Cylinder
City/Highway/Combined MPG

27/33/30
FWD EPA Estimates


25/30/27
AWD EPA Estimates



1.6L GDI Turbo 4-Cylinder
City/Highway/Combined MPG

28/32/30
FWD EPA Estimates

26/29/27
AWD EPA Estimates



KONA Electric	SEL	Limited	Ultimate
Power & Handling			
201 hp/290 lb-ft (150 kW), permanent magnet electric motor with 64 kWh lithium-ion polymer battery system	●	●	●
DC fast charging capability with SAE combo port	●	●	●
Shift-by-Wire	●	●	●
Regenerative brake level control paddles	●	●	●
4-wheel disc brakes	●	●	●
Hillstart Assist Control	●	●	●
Multi-link rear suspension	●	●	●
Drive Mode Select (Comfort/Eco/Sport)	●	●	●
Exterior Features			
Wave-pattern front and rear body design	●	●	●
Contrasting color roof	●	—	—
LED headlights	—	●	●
Automatic on/off headlights	●	●	●
LED taillights	●	●	●
LED Daytime Running Lights	●	●	●
Dual heated power side mirrors	●	●	●
Side mirrors with turn signal indicators	●	●	●
Rear spoiler with LED center brake light	●	●	●
Rear window wiper/washer	●	●	●
Remote keyless entry system with alarm	●	●	●
Anti-theft vehicle immobilizer	●	●	●
Power tilt-and-slide sunroof	—	●	●
Rain-sensing windshield wipers	—	—	●
Rear View Monitor with Parking Guidance	●	●	●
Interior Features			
Proximity Key entry with push button start	●	●	●
Tilt-and-telescopic steering wheel with audio, Bluetooth® phone and cruise controls	●	●	●
7" Electroluminescent Gauge Cluster with EV technology display	●	●	●
Full color Heads-up Display	—	—	●
Automatic temperature control with driver only mode	●	●	●
Leather-wrapped steering wheel	●	●	●
Heated steering wheel	—	—	●
6-way adjustable driver seat including height adjustment	●	—	—
8-way power driver seat with power lumbar support	—	●	●
Heated front seats	●	●	●
Ventilated front seats	—	—	●
Leather seating surfaces	—	●	●
60/40 split fold-flat rear seats	●	●	●
Center console with storage compartment and armrest	●	●	●
Rear seat folding armrest with dual cupholders	●	●	●
Auto-dimming rearview mirror with compass and HomeLink®	—	●	●
Power front auto-down/up windows	—	●	●

KONA Electric	SEL	Limited	Ultimate
Interior Features			
Illuminated visor vanity mirrors with sunvisor extensions	●	●	●
Tire Pressure Monitoring System with individual tire indicators	●	●	●
Advanced Safety			
Forward Collision-Avoidance Assist	●	●	●
Blind-Spot Collision Warning	●	●	●
Lane Keeping Assist	●	●	●
Driver Attention Warning	●	●	●
Rear Cross-Traffic Collision Warning	●	●	●
High Beam Assist	—	●	●
Rear Parking Distance Warning	—	—	●
Smart Cruise Control with Stop & Go	—	—	●
Audio & Connected Car Technology			
7" display AM/FM/MP3 audio with Android Auto™ and Apple CarPlay™ support	●	●	●
SiriusXM® Satellite Radio and HD Radio™	●	●	●
Blue Link® Connected Car System	●	●	●
Infinity® Premium Audio system with 8 speakers (including subwoofer) and Clari-Fi™ Music Restoration Technology	—	—	●
Wireless charging pad	—	●	●
8" high-resolution color touchscreen navigation system with EV technology display	—	—	●
Bluetooth® hands-free phone system	●	●	●
Dual front USB charge ports	●	●	●
Dual front 12-volt power outlets	●	●	●

● Standard ○ Optional — Not Available

Exterior Dimensions

	KONA Electric
Wheelbase	102.4 in
Overall Length	164.6 in
Overall Width	70.9 in
Overall Height	61.2 in
Coefficient of Drag	0.29 Cd

Interior Dimensions

	KONA Electric
Head Room - front (with sunroof) / rear	39.6 (38.0) / 37.7 in
Leg Room - front / rear	41.5 / 33.4 in
Shoulder Room - front / rear	55.5 / 54.5 in
Hip Room - front / rear	53.3 / 52.2 in

“If your impression of the subcompact crossover segment is that it’s nothing but a bunch of penalty boxes, spending time with the Kona will quickly change your mind.” – *Automobile Magazine*

KONA Electric SEL



Standard Features

DC fast charging capability	Forward Collision-Avoidance Assist
Blue Link® Connected Car System	Rear Cross-Traffic Collision Warning
7" color touchscreen display audio	Blind-Spot Collision Warning
Android Auto™ and Apple CarPlay™	Lane Keeping Assist
Contrasting color roof	17" alloy wheels

KONA Electric Limited



Standard Features

Power tilt-and-slide sunroof	LED headlights
Leather seating surfaces	High Beam Assist
8-way power driver seat	Wireless charging pad
Power driver lumbar support	Power front auto-down/up windows

KONA Electric Ultimate



Standard Features

8" color touchscreen navigation system	Heated steering wheel
Full color Heads-up Display	Smart Cruise Control with Stop & Go
Ventilated front seats	Rain-sensing windshield wipers
Infinity® Premium Audio with 8 speakers	Clari-Fi™ Music Restoration Technology




Assurance

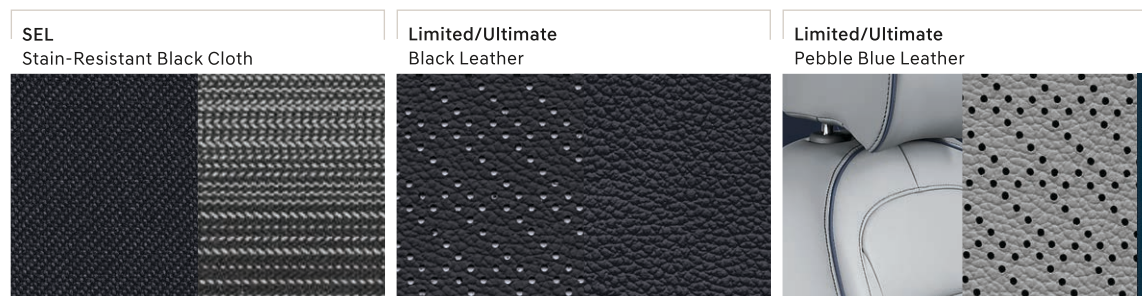
HYUNDAIASSURANCE.COM

Our commitment to Hyundai owners does not end with the transfer of keys. Wherever the road takes you, we've got your back with Hyundai Assurance, an umbrella of services and benefits that includes America's Best Warranty, 24/7 Roadside Assistance, innovative safety and car care features...and more.

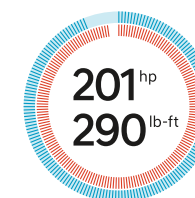
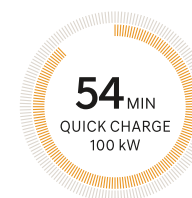
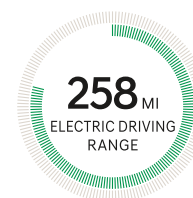
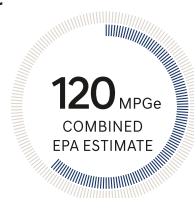
KONA Electric Exterior Colors



KONA Electric Interiors



Electric Motor
Performance
& Driving Range





When there's hope, anything is possible.

Every time we sell a Hyundai, a portion goes to Hyundai Hope On Wheels® to help find a cure for childhood cancer. Over the last 20 years, Hyundai Hope On Wheels has donated more than \$145 million. Hope is our greatest feature. And it comes standard on every Hyundai. For more information, please visit HyundaiHopeOnWheels.org.

America's Best Warranty

Powertrain Limited Warranty	New Vehicle Limited Warranty	Anti-Perforation Warranty	24/7 Roadside Assistance	Hybrid/Electric System Components	Hybrid/Electric Battery Warranty
10 years	5 years	7 years	5 years	10 years	
100,000 miles	60,000 miles	UNLIMITED miles	UNLIMITED miles	100,000 miles	LIFETIME



See dealer for LIMITED WARRANTY details. Fuel economy estimated by EPA for comparison only. Mileage may vary. While the information contained in this brochure was correct at the time of printing, specifications and equipment can change. Feature comparisons based on competitor information available at the time of printing. No warranty or guarantee is being extended in this brochure, and Hyundai reserves the right to change product specifications and equipment at any time without incurring obligations. Some vehicles are shown with optional equipment. Specifications apply to U.S. vehicles only. Please contact your Hyundai dealer for current vehicle specifications. As part of Hyundai's commitment to a responsible environment, this brochure was printed using paper certified by the Forest Stewardship Council®. FSC® certification helps ensure that the highest social and environmental standards are met in the making of the paper we use, contributing to conservation, responsible management and community-level benefits for people near the forests.



©2018 HYUNDAI NP020 K2019