



J E E P[®]
CHEROKEE
1988



Jeep. A name recognized the world over, and one synonymous with four-wheel drive excellence. Over the past five decades, Jeep has built a reputation for four-wheel drive that remains unequalled. And the Jeep vehicle has come to hold an esteemed place in our American heritage.


From mountains, plains, and countryside to town, city, and metropolis, Jeep embodies our spirit of freedom—the passion for adventure that is so uniquely American.

The following pages are devoted to that very

special Jeep vehicle known as Cherokee—a vehicle whose exceptional ruggedness, durability, and performance are unmistakably Jeep. And now, Cherokee holds the enviable position as two-time winner of *4-Wheel & Off-Road* magazine's "4x4 of the Year" award—the only 4x4 that can boast such an accolade.

As you discover Cherokee's many abilities, you'll quickly see that it is a vehicle unlike any other. And you'll discover that the Jeep legend has never been stronger.

**1988 JEEP®
CHEROKEE**

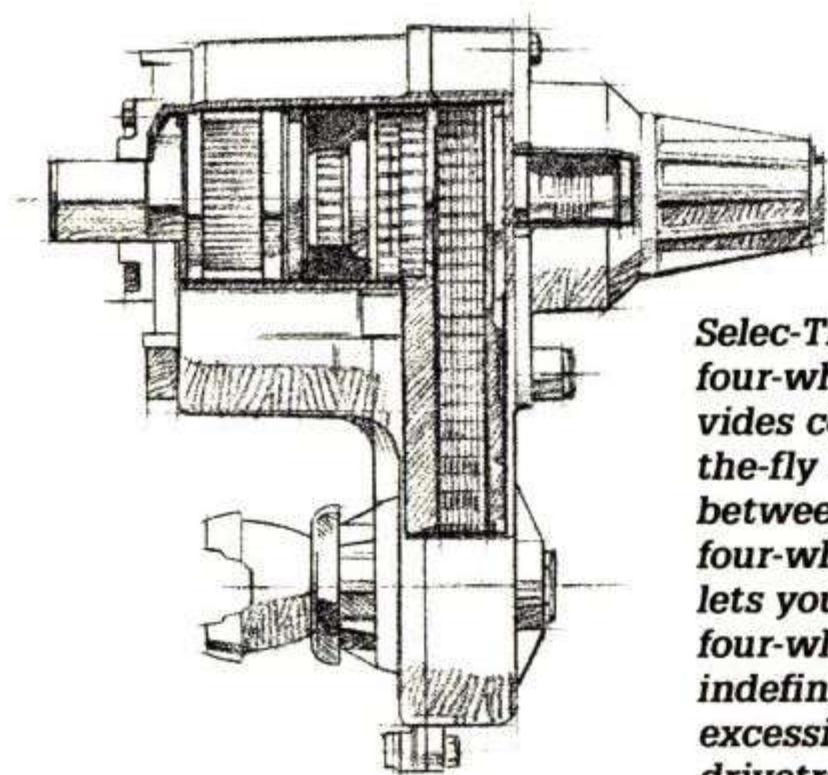


**4x4
OF THE YEAR**

AWARDED BY 4-WHEEL & OFF-ROAD

J E E P C H E R O K E E
T O U G H N E S S





Selec-Trac full-time four-wheel drive provides convenient on-the-fly shifting between two- and four-wheel drive, and lets you remain in four-wheel drive indefinitely without excessive wear on drivetrain components or loss of fuel economy.



Newly designed shift bezel for Selec-Trac is convenient and easy to read.



With the optional Power-Tech Six engine (standard Limited), Cherokee boasts Class III towing capabilities—that's a maximum loaded trailer weight of 5,000 pounds. New two-door Cherokee Limited shown.


Tough Technology.

Jeep ruggedness and Jeep power—two traits that lie at the very heart of Cherokee and make it a vehicle of exceptional ability.

Cherokee ruggedness begins with Jeep's sophisticated four-wheel drive systems—technology that's backed by over 45 years of experience in off-roading. Standard on four-wheel drive Cherokee (NA Limited) is Jeep's part-time four-wheel drive system—Command-Trac®. With on-the-fly shifting between two- and four-wheel drive, this system makes Cherokee especially adaptable to varying road and weather conditions.

For full-time four-wheel drive, there's optional Selec-Trac® (standard Limited). Once the new five-position shifter is set in "4 Full Time," the vehicle

will operate indefinitely in four-wheel drive—without excessive wear of drivetrain components or loss of fuel economy. With this system, an open differential in the transfer case itself



Jeep's Power-Tech Six 4.0 litre 6-cylinder engine delivers 177 horsepower @ 4,500 rpm and 224 foot-pounds of torque @ 2,500 rpm, making it the most powerful engine in its class.

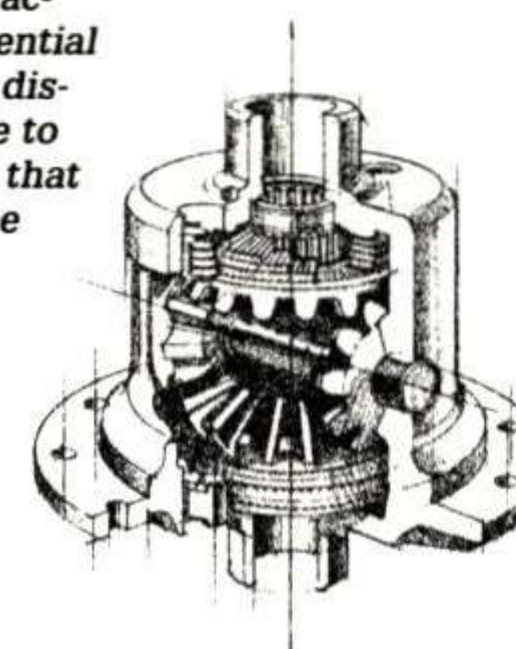
allows torque to be distributed automatically to both front and rear axles. And no matter what the weather or driving conditions, Selec-Trac's convenient on-the-fly shifting between two- and four-wheel drive ensures that you're always prepared.

In addition, both Command-Trac and Selec-Trac feature a four-wheel drive low range. A shift to "4 Lo" directs maximum power to front and rear axles, providing you with the needed traction under the most demanding conditions.

This choice of four-wheel drive systems is joined by an optional Trac-Lok rear differential that automatically distributes torque to the rear wheel that has traction and thus helps reduce wheel spin caused by the loss of traction in the other wheel.

Cherokee powertrains provide ruggedness and durability to meet the toughest driving situations. Standard power is a 2.5 litre 4-cylinder engine with throttle-body injection. With this system, electronic sensors automatically adjust ignition

An optional Trac-Lok rear differential automatically distributes torque to the rear wheel that can provide the most traction.



and fuel injection timing, ensuring precise fuel delivery.

In addition, the 2.5 litre delivers 121 horsepower @ 5,250 rpm and 141 foot-pounds of torque @ 3,250 rpm, making it the most powerful standard 4-cylinder engine in its class—and one that provides you with an impressive balance between performance and fuel efficiency.

For even more power, there's Jeep's optional 4.0 litre 6-cylinder engine—the Power-Tech Six. Standard on Cherokee Limited, this engine provides 177 horsepower @ 4,500 rpm and 224 foot-pounds of torque @ 2,500 rpm, making it, too, the most powerful engine in its class.

The advanced design of the Power-Tech Six includes sequential multi-port electronic fuel injection and integrated ignition for performance and fuel efficiency, as well as smoothness and durability.

These two engines are joined by a variety of transmissions. There's a 4-speed manual floor shift (standard Base and Pioneer), optional

5-speed manual overdrive floor shift (standard Chief and Laredo), and optional 4-speed automatic overdrive floor shift (standard Limited), which features electronic shift control and a lock-up torque converter for improved highway fuel economy, plus two shift schedules—"Comfort" for normal driving and "Power" for times when increased acceleration is needed.

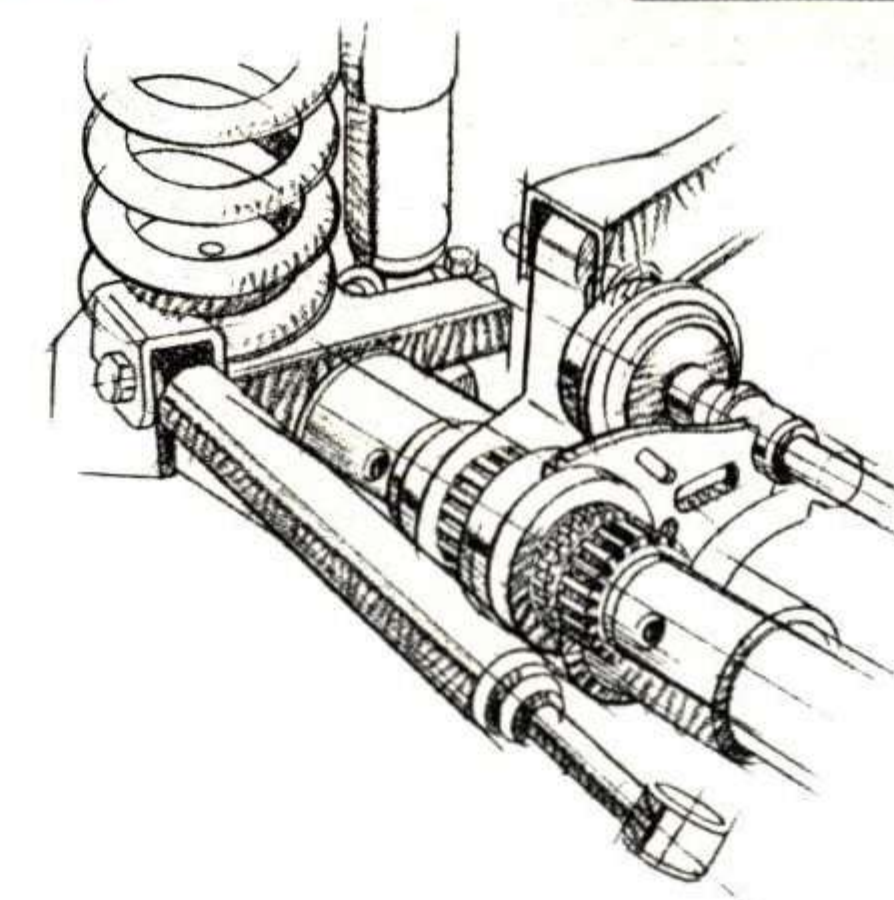


Easy-to-read shift bezel for Command-Trac allows convenient on-the-fly shifting between two- and four-wheel drive.



Optional 5-speed manual floor shift transmission with overdrive (standard Chief and Laredo).

With Command-Trac's front axle disconnect feature engaged, power is transmitted equally to both front and rear axles for maximum traction in all four wheels.





Roadability.

Cherokee's ability to perform equally well both on road and off is due in great part to its tough Quadra-Link® suspension—a system that tackles the rigors of the road with ease and maintains riding comfort.

With this unique solid axle system, four locating arms keep the axle at its optimum position, while a front track bar controls lateral motion. Durable coil springs absorb road shock and provide more than five inches of suspension travel. In addition, front and rear stabilizer bars control body sway, and dual-action shock absorbers

further contribute to ride smoothness. With Quadra-Link, you're assured of precise steering and handling, as well as a comfortable ride—qualities you'll really appreciate when the going gets tough.

Cherokee's potential is enhanced even more by standard front disc/rear drum brakes, optional power steering (standard Laredo and Limited), and an optional 20.2-gallon extra-capacity fuel tank (standard Limited).

If serious off-roading is what you have in mind for Cherokee, there's an optional

heavy-duty suspension (NA Limited) that features heavy-duty springs and shocks—front and rear. Plus, an optional skid plate package provides pro-

protective skid plates for the fuel tank, transfer case, and front suspension.

And for the true off-road enthusiast, there's an optional Off-Road Package (NA Limited) that features high-pressure gas shocks (front and rear), stiffer front and rear springs and jounce bumpers, P225/75R15 Goodyear Wrangler® OWL all-terrain tires (including full-size spare), and a larger front stabilizer bar. Also included are protective skid plates for the fuel tank, transfer case, and front suspension, along with tow hooks (2 front, 1 rear).

Cherokee's rugged mechanics find some tough support from the body itself, resulting in a vehicle of exceptional strength and durability.

Cherokee features UniFrame construction—an integrated frame and body unit that is lightweight, for improved acceleration and handling, yet strong enough to

support the drivetrain and payload as they undergo the forces of driving. In addition, UniFrame is an extremely rigid structure that resists weight transfer in the suspension and helps maintain precise handling. And with Quadra-Link, it allows Cherokee to boast 8.8 inches of running ground clearance—more than any domestic 4x4 in its class.

To protect the body itself and ensure its lasting tough-

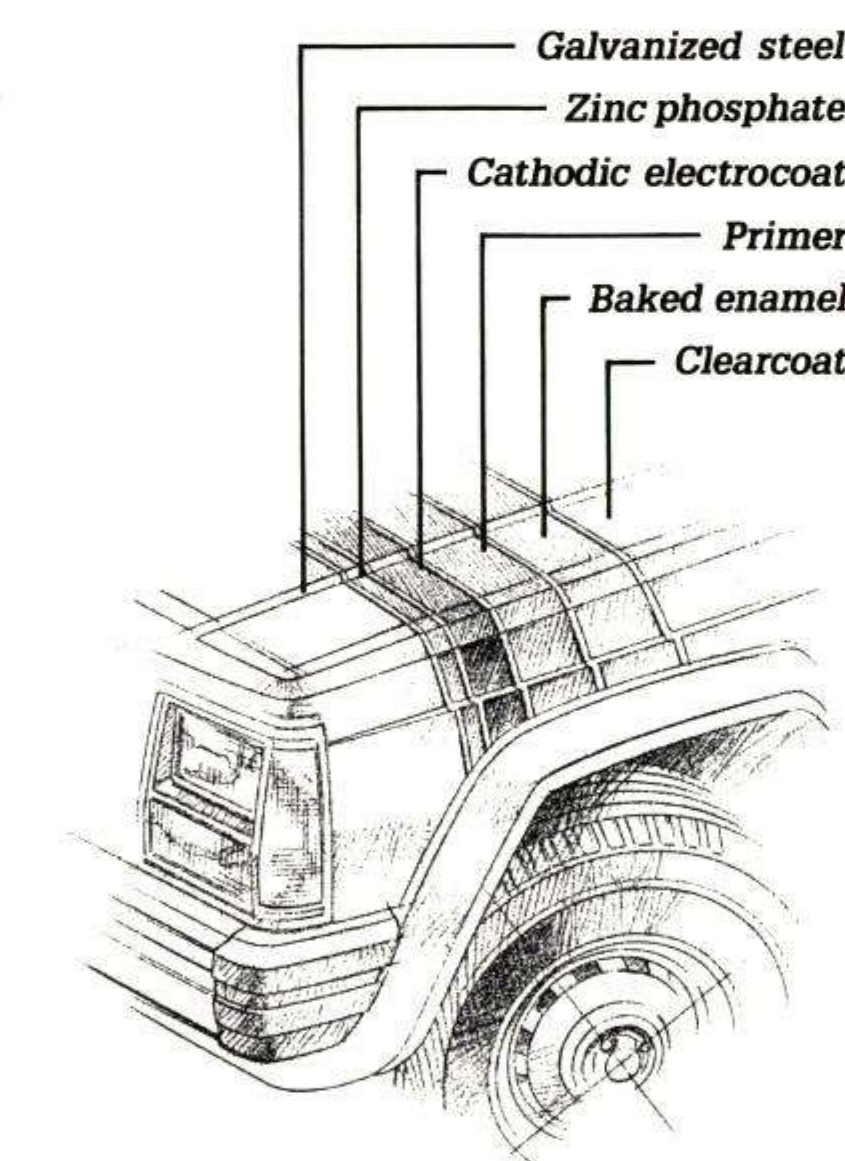
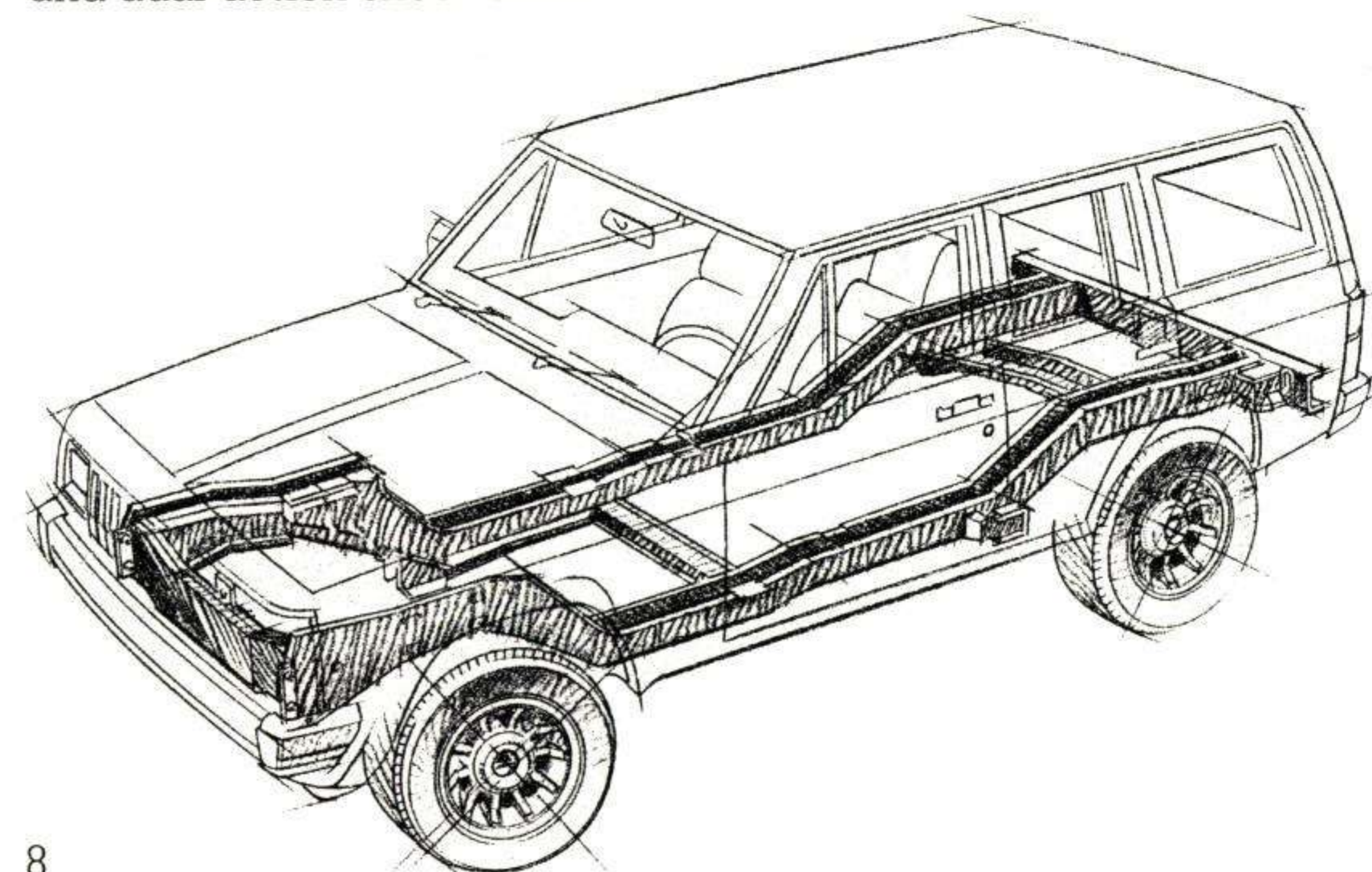
ness, Cherokee receives extensive corrosion protection treatments. Galvanized steel is used on all body panels, and before priming, all surfaces are cleansed in a phosphate bath. To resist corrosion in joints and seams, sealants are applied, and the entire body is then dipped in a primer coat that is electrostatically bonded to the sheet metal. A second primer coat is applied, along with a urethane coating on

the lower bodyside that protects against stone damage.

Further protection during everyday driving is ensured by the undercoating of the chassis and inside doors, as well as by the use of plastic on front fender liners, fender flares, front grille, and rear liftgate. When

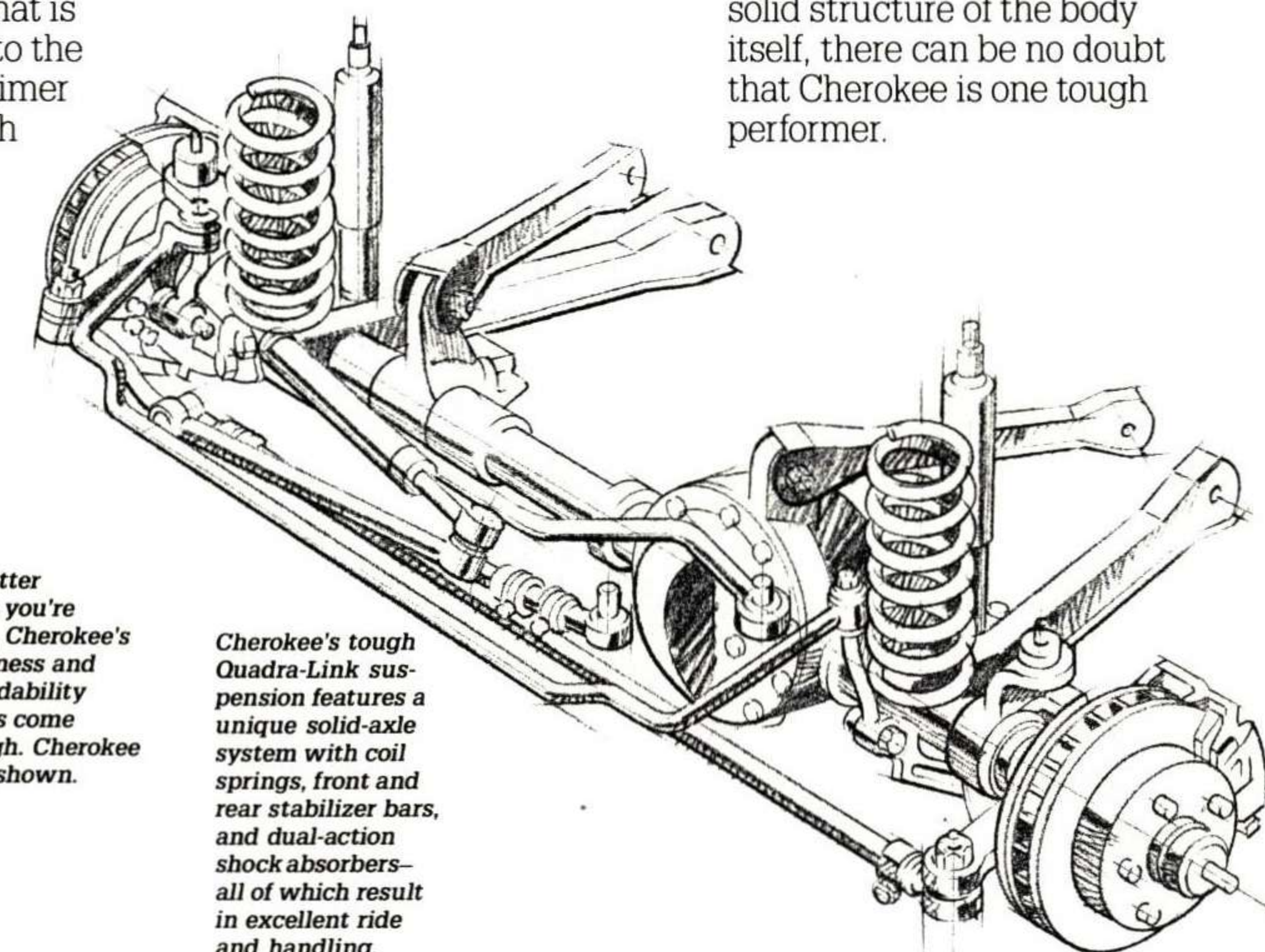
all of these anti-corrosion measures and body preparations are complete, Cherokee receives a final coat of enamel and a top clearcoat—the finishing touch to its rugged good looks.

From Jeep power and four-wheel drive technology to the solid structure of the body itself, there can be no doubt that Cherokee is one tough performer.



UniFrame construction is an integrated frame and body unit that is lightweight yet strong, providing Cherokee with a rigid structure that ensures precise handling.

For ruggedness and durability, Cherokee undergoes extensive corrosion protection treatments before painting.



No matter where you're going, Cherokee's toughness and dependability always come through. Cherokee Chief shown.

Cherokee's tough Quadra-Link suspension features a unique solid-axle system with coil springs, front and rear stabilizer bars, and dual-action shock absorbers—all of which result in excellent ride and handling.



J E E P C H E R O K E E
R E F I N E M E N T





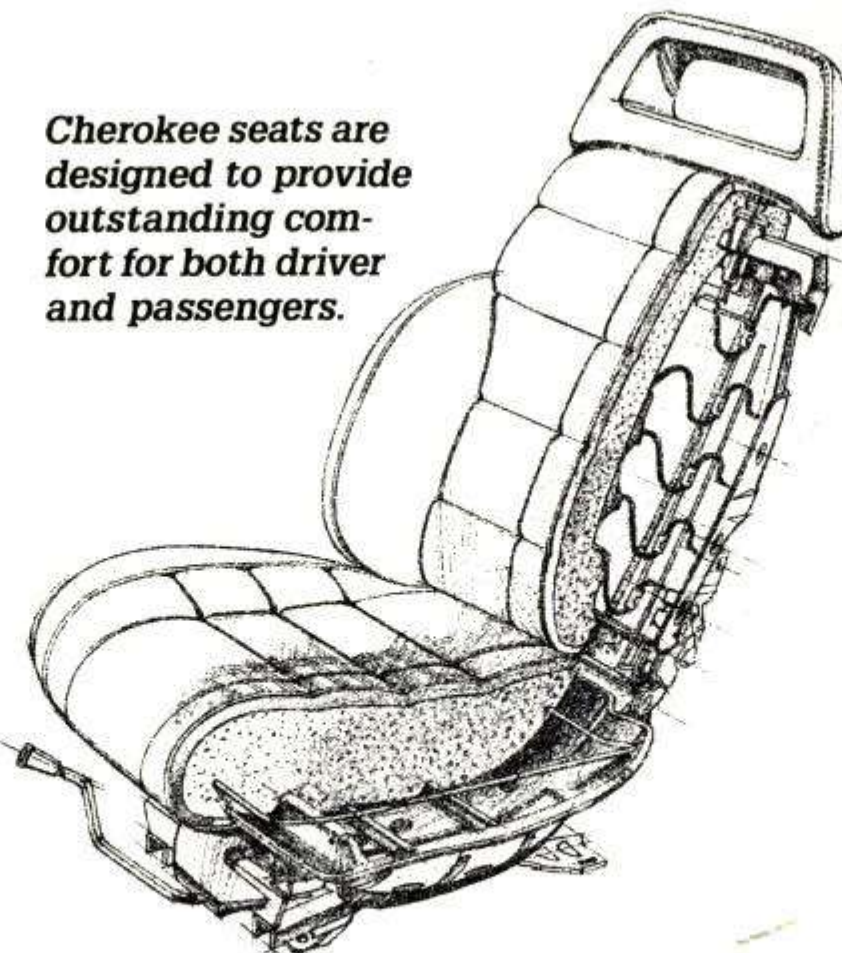
An optional manual sunroof with pop-up, removable feature ensures riding enjoyment in classic open-air Jeep style.

Comfort Zones.

One look at the Cherokee interior, and it's easy to see that this vehicle's ability to perform doesn't stop with what's under the hood. Instead, you'll find that Cherokee's unerring attention to comfort, convenience, and driving functions is a perfect match for its rugged Jeep character.

Cherokee's commitment to total comfort and convenience begins with unique front rocker/recliner bucket seats (NA Base) with adjustable headrests and a rear folding seat with removable seat cushion. Or, you can choose the optional six-way power front bucket seats (standard Limited; NA Base). All seats are covered in leather on the Limited, or in fabric or vinyl, depending on the model.

In addition, there are standard front and rear grab rails for



Cherokee seats are designed to provide outstanding comfort for both driver and passengers.

easy entry and exit. And for convenient storage of small items, there's a utility bin below the locking glove box, which also serves as a storage area. A mini-console is standard, or you can select the optional full console (standard Laredo and Limited) that includes armrest, storage box, rear ashtray, and rear heating and cooling ducts.



For added convenience and a touch of luxury, there's an optional leather-wrapped, three-spoke sport steering wheel (standard Laredo and Limited; NA Base).



An optional full console with rear heating and cooling ducts assures rear seat passengers of riding comfort.

All passengers will enjoy Cherokee's standard tinted glass and climate control system with power ventilation and side window defrosters. For further convenience, there are options such as air conditioning, power door locks and windows, and for a hint of open-air riding, a sunroof (NA Base).

These are but a few of the many standard and optional features designed to make both driving and riding in Cherokee an exceptionally enjoyable experience.



A standard folding rear seat with removable seat cushion provides generous room and comfort for three passengers. Shown in leather on Cherokee Limited.

Luxurious leather wingback bucket seats on Cherokee Limited provide the ultimate in Jeep style and comfort.



JEEP CHEROKEE REFINEMENT



Sporty and sophisticated, Cherokee Limited takes to the boulevard with style and ease that are unmistakably Jeep. New two-door Cherokee Limited shown.

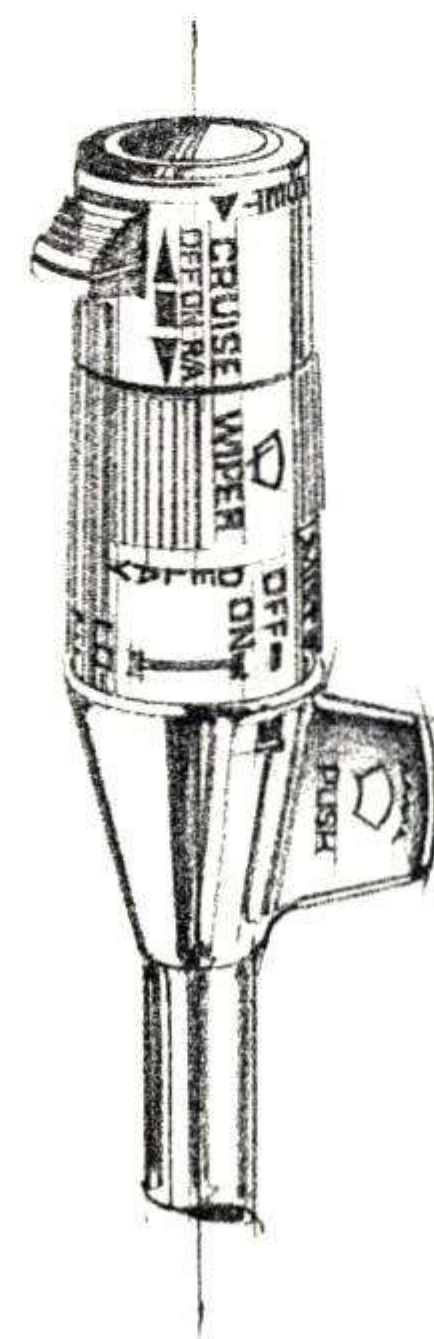


Cherokee's instrument panel keeps the driver well informed, placing all gauges within a clear line of sight and all controls within easy reach.

Driving Functions.

While Cherokee's tough engineering systems are battling the world *outside*, you and your passengers will find a very pleasant world *inside*.

From the driver's seat, all gauges are within a clear line of sight, and all controls are within easy reach. Lights easily inform you if seat belts need fastening, if parking brake or



Optional cruise control (standard Limited) is just one in a long list of functional and convenience features for the driver.

high-beams are on, and if four-wheel drive is engaged. In addition, there's a standard gauge cluster (NA Base) that includes voltmeter, oil pressure, and engine temperature gauges, as well as a low fuel indicator light, trip odometer, and liquid crystal display clock.

Further driver conveniences include optional cruise control (standard Limited), tachometer, tilt steering column (standard Limited), and leather-wrapped steering wheel (standard Laredo and Limited). And for added safety, there are optional fog lamps, power door locks and windows (NA Base), and remote-control locks (all standard Limited).



New 6-spoke white styled steel wheels are standard on Cherokee Chief, optional on Base and Pioneer.

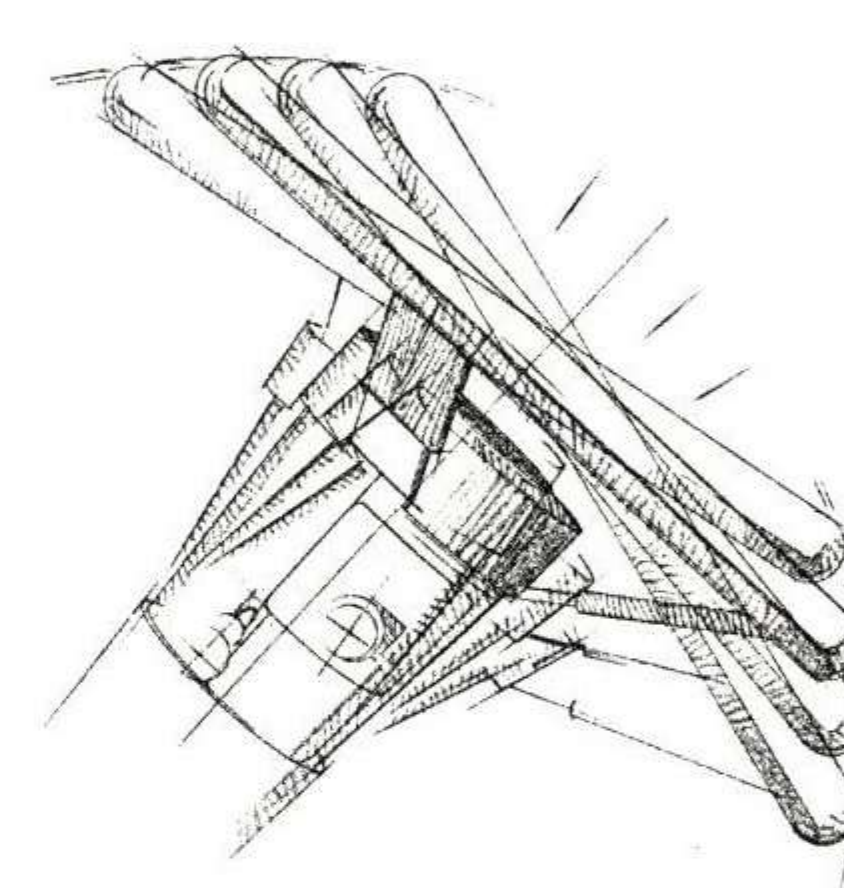


Optional 5-spoke cast aluminum wheel.

You'll find that riding enjoyment is enhanced even more by a standard AM/FM electronically tuned stereo radio (optional Base; NA Limited). Or, you can choose the optional AM/FM electronically tuned high-output stereo cassette with Dolby® system and eight premium Accusound by Jensen® speakers (both standard Limited).

Comfort, convenience, and function—in classic Jeep style—that's what the Cherokee interior is all about.

Whichever model you choose, Cherokee offers an impressive list of standard and optional features designed to get you where you're going—in classic Jeep style. Cherokee Laredo 2WD shown.




Both driver and passengers will enjoy the optional AM/FM electronically tuned high-output stereo cassette with Dolby® and eight premium Accusound by Jensen® speakers (both standard Limited).

Added driver comfort and convenience are provided by the optional tilt steering column (standard Limited).



J E E P C H E R O K E E
V E R S A T I L I T Y





Practical Pleasures.

The ability to travel anywhere, anytime, with confidence and ease—that's the freedom of Cherokee. Add to this an especially high level of versatility and choice, and you've got an exceptional vehicle for both on road and off.



Standard stowage bins on the door panels (NA Base) are especially convenient for maps and other small items.

Cherokee is the only domestic vehicle in its class with room for five adults. This is due to its long wheelbase—the longest in its class—and to the placement of the rear seats *in front* of the rear wheel-houses, which provides room for three adults. Also contributing to rear seat passenger comforts are pedestal-style front seats that provide increased rear legroom and lower as they're adjusted rearward for increased front passenger headroom.

From spacious and comfortable seating, Cherokee goes on to boast an outstanding capacity for cargo. With the rear seat in place, there's a generous 35.7 cubic feet of space. Or, you can fold the rear seat for 71.8 cubic feet of cargo room—more than any domestic 4x4 in its class. And with the optional swing-away tire carrier outside (NA Limited), there's even more room for cargo.

Further convenience and hauling ease are provided by standard cargo area tie-down hooks (NA Base), skid strips on the cargo floor (Laredo and Limited only), and an optional retractable cargo cover (standard Laredo and Limited). Plus, you'll find that the cargo area, rear seatback, and liftgate are carpeted (optional Base). And

With the rear seat folded, Cherokee offers 71.8 cubic feet of cargo space—more than any domestic 4x4 in its class—and it's easily accessible from the swing-up liftgate.



there's an optional roof rack (standard Limited). All of this enables Cherokee to boast a maximum payload of 1,150 pounds, making it an exceptionally versatile vehicle.

From comfort and style and versatility to ruggedness and strength and performance, Cherokee delivers. And you can be sure that whatever demands the road makes, Cherokee is ready to meet them.



With the longest wheelbase in its class, Cherokee is also the only domestic vehicle in its class with room for five adults, and it handles cargo with equal ease. In addition to a spacious and comfortable passenger area, you'll find 35.7 cubic feet of cargo space with the rear seat in place (71.8 cubic feet with rear seat folded)—all of which adds up to a vehicle of outstanding versatility.

J E E P C H E R O K E E
S P E C I F I C A T I O N S



STANDARD & OPTIONAL FEATURES

- 1 Cherokee Base, 2WD & 4WD 4 Cherokee Laredo, 2WD & 4WD
2 Cherokee Pioneer, 2WD & 4WD 5 Cherokee Limited, 4WD
3 Cherokee Chief, 4WD S Standard X Optional - Not Available

| FUNCTIONAL | | 1 2 3 4 5 |
|----------------------|---|-----------|
| AIR CONDITIONING | Includes heavy-duty battery, belt-driven fan, heavy-duty radiator (2.5L only) and auxiliary electric fan (4.0L only) (requires power steering) | X X X X S |
| | | S S S S S |
| ALTERNATOR | 12-volt, 61-amp | S S S S S |
| AXLE | Front-Dana model 30 semi-floating solid axle w/4 locating arms, single cardan outboard joints and live spindle hubs; gross axle weight rating 2500 lbs.; standard axle ratio 3.55:1 with 4-cylinder, 3.08:1 with 6-cylinder | S S S S S |
| | Rear-Dana model 35c semi-floating solid axle, open-end Hotchkiss design; gross axle weight rating 2700 lbs.; standard axle ratio 3.55:1 with 4-cylinder, 3.08:1 with 6-cylinder | S S S S S |
| BATTERY | 12-volt (58-390 cold crank amps) | S S S S - |
| | Heavy-duty 12-volt (58-475 cold crank amps) | X X X X S |
| BRAKES | Front-low drag ventilated disc type w/power assist; 10.98-in. diameter rotor | S S S S S |
| | Rear-drum type, self-adjusting w/power assist; 10.0 x 1.75-in. lining | S S S S S |
| | Parking-hand lever-operated (center tunnel-mounted), operates on rear wheels | S S S S S |
| COLD CLIMATE GROUP | Heavy-duty alternator and battery, engine block heater | X X X X X |
| COOLING | Heavy-duty-heavy-duty radiator and belt-driven fan (2.5L & 4.0L), auxiliary electric fan (4.0L only), auxiliary transmission oil cooler (4.0L w/auto trans. only) | X X X X X |
| CRUISE CONTROL | (requires intermittent wipers) | X X X X S |
| ENGINES | 2.5 litre (150 CID) I-4 with throttle-body injection; 9.2:1 compression ratio; 121 hp @ 5250 rpm, 141 lb-ft of torque @ 3250 rpm | S S S S - |
| | 4.0 litre (242 CID) I-6 with multi-port fuel injection; 9.2:1 compression ratio; 177 hp @ 4500 rpm, 224 lb-ft of torque @ 2500 rpm; (requires power steering and 5-speed manual or automatic transmission) | X X X X S |
| FUEL TANK | Standard-capacity, 13.5-gallon | S S S S - |
| | Extra-capacity, 20.2-gallon (NA with P195 tires) | X X X X S |
| HORNS | Single-low note | S - - - - |
| | Dual-low and high note | - S S S S |
| REMOTE-CONTROL LOCKS | Operates all doors and liftgate (requires power door locks and windows) | - X X X S |

| | | |
|--|--|-----------|
| OFF-ROAD PACKAGE | High-pressure gas shocks (front and rear), 15" x 7" white styled spoker wheels (5) (10-spoke aluminum wheels standard on Laredo), P225/75R15 OWL all-terrain tires, full-size spare, skid plate package, tow hooks (2 front and 1 rear), unique front and rear springs and jounce bumpers, (requires power steering, heavy-duty battery, and heavy-duty cooling) (NA 2.5L I-4 w/4-speed manual trans.; 4WD only) | X X X X - |
| | | - X X - - |
| PROTECTION GROUP | Bumper guards, floor mats, door edge guards, cargo area skid strips | - X X - - |
| SKID PLATE PACKAGE | Transfer case, fuel tank and front suspension skid plates (4WD only) | X X X X X |
| STEERING | Manual, recirculating ball, 24:1 ratio | S S S - - |
| | Variable ratio power assist, 14:1 ratio | X X X S S |
| SUNROOF | Manual with pop-up, removable feature (requires roof rack) | - X X X X |
| SUSPENSION | Front-coil springs, stabilizer bar, steering damper, and dual-action shock absorbers, (unique front sway bar and low-pressure shocks on Limited) | S S S S S |
| | Rear-multi-leaf springs, stabilizer bar, and dual-action shock absorbers (low-pressure shocks on Limited) | S S S S S |
| TIRES | Heavy-duty-heavy-duty springs and shocks, front and rear | X X X X - |
| | | S - - - - |
| P195/75R15 black steel radial (all-weather) | | |
| | P205/75R15 black steel radial (all-weather) with 15" x 6" or 15" x 7" wheels | X S - - - |
| P205/75R15 white steel radial (all-weather) with 15" x 6" or 15" x 7" wheels | | |
| | | X X - - - |
| P215/75R15 black Goodyear Wrangler® steel radial (all-terrain) (requires 15" x 7" wheels; NA 2.5L I-4 with 4-speed trans.) | | |
| | | X X X X - |
| P215/75R15 OWL Michelin® steel radial (all-terrain) (requires 15" x 7" wheels; NA 2.5L I-4 with 4-speed trans.) | | |
| | | X X S S - |
| P225/75R15 black Goodyear Wrangler® steel radial (all-terrain) (requires 15" x 7" wheels; NA 2.5L with 4-speed trans.; 4WD only) | | |
| | | X X X X - |
| P225/75R15 OWL Goodyear Wrangler® steel radial (all-terrain) (requires 15" x 7" wheels; NA 2.5L I-4 with 4-speed trans.; 4WD only) | | |
| | | X X X X - |
| P225/70R15 Goodyear Eagle® GT + 4 | | |
| | | - - - - S |
| Compact limited-duty spare, inside-mounted | | |
| | | S S S S S |
| Conventional full-size spare (replaces compact limited-duty spare) | | |
| | | X X X X X |
| TOW HOOKS | Front (2) and rear (1) (4WD only) (rear hook not included with Trailer Towing Packages) | X X X X X |
| TRAC-LOK REAR DIFFERENTIAL | (requires 4.0L engine and full-size spare) | X X X X X |

| | | |
|---|---|-----------|
| TRAILER TOWING | (see below) | |
| TRANSFER CASE | 2-speed NP 231 manual Command-Trac part-time 4WD system with shift-on-the-fly capability; includes low-range (2.72:1) | S S S S - |
| | 2-speed NP242 manual Selec-Trac full-time 4WD system with shift-on-the-fly capability; includes low-range (2.72:1) | X X X X S |
| TRANSMISSIONS | 4-speed manual floor shift (NA with 6-cylinder; includes shift-on-the-fly Command-Trac-4WD only); clutch: 9.1-in. diameter with hydraulic actuation-4-cylinder | S S - - - |
| | 5-speed manual overdrive floor shift (includes shift-on-the-fly Command-Trac-4WD only); clutch: 9.1-in. diameter with hydraulic actuation-4-cylinder (10.5-in. diameter with 6-cylinder) | X X S S - |
| | 4-speed automatic overdrive floor shift (includes shift-on-the-fly Command-Trac-4WD only; requires power steering with 4WD) | X X X X - |
| | 4-speed automatic overdrive floor shift (includes shift-on-the-fly Selec-Trac-4WD only; requires 4.0L engine and power steering) | X X X X S |
| | | |
| VISIBILITY GROUP | Left and right remote-control mirrors, intermittent wipers and rear window defroster | X X X S - |
| WHEELS | 15" x 6", 5-bolt, argent styled steel with black hub covers (4) | S - - - - |
| | Bright wheel trim rings (4) | X - - - - |
| 15" x 6", 5-bolt, argent styled steel with bright trim rings and bright hub covers (4) | | |
| | | - S - - - |
| 15" x 7", 5-bolt, white styled steel spoker with bright hub covers (NA with P195 tires) (4) | | |
| | | X X S - - |
| 15" x 7", 5-bolt, 10-spoke sport aluminum with bright hub covers (NA with P195 tires) (4) | | |
| | | X X X S - |
| 15" x 7", 5-bolt, 5-spoke cast aluminum with bright hub covers (NA with P195 tires) (4) | | |
| | | X X X X - |
| 15" x 7", 5-bolt, gold cast aluminum with black hub covers (4) | | |
| | | - - - - S |
| WINDSHIELD WASHER/WIPER | Electric with two-speed wipers | S S S - - |
| | Electric with intermittent wipers | X X X S S |
| | Rear window wiper/washer | X S S S S |
| EXTERIOR | | 1 2 3 4 5 |
| BUMPERS | Black with black end caps | S - S - - |
| | Bright with black end caps | - S - - - |
| Bright with dark argent end caps | | |
| | | - - - S - |
| Body color with front bumper guards and black end caps; nerf strips with gold insert | | |
| | | - - - - S |
| Bumper guards, front and rear (front only on Limited) | | |
| | | X X X X S |
| FENDER FLARES/AIR DAM | Black | S - S - - |
| | Color-keyed | - S - - S |
| Dark argent | | |
| | | - - - S - |
| FOG LAMPS | Halogen (requires bumper guards) | X X X X S |
| GLASS | Tinted-all windows | S S S S - |
| | Tinted-windshield and front door | - - - - S |
| Deep-tinted quarter windows (2-door) | | |
| | | X X X S - |
| Deep-tinted from "B" pillar rearward on side glass and liftgate glass | | |
| | | - - - - S |
| GRAPHICS/APPEARANCE | Dual, thick/thin upper bodyside pinstripe | - S - - - |
| | Blackout graphics: graduated hood and grille opening panel striping, graduated lower bodyside tape with "Cherokee Chief" cut-out, "Cherokee Chief" liftgate tape, side window and liftgate frame blackout | - - S - - |
| Dual bodyside and liftgate striping; dual hood, cowl, and grille opening panel striping | | |
| | | - - - S - |
| Dual upper bodyside and liftgate gold striping; "Limited" lettering integral with bodyside striping | | |
| | | - - - - S |
| GRILLE/HEADLAMP BEZELS | Black | S - S - - |
| | Black and argent | - S - - - |
| Black and bright | | |
| | | - - - S - |
| Body color | | |
| | | - - - - S |
| HEADLAMPS | Dual rectangular-halogen | S S S S S |

| | | |
|--|--|-----------|
| MIRRORS | Left rearview, black | S S S - - |
| | Left/right manual remote-control rearview, black (bright on Laredo) | X X X S - |
| Left/right electric remote-control rearview, bright (black with body color insert on Limited; requires power windows and door locks) | | |
| | | - - - X S |
| Left/right low-profile, swing-away, trailer towing type | | |
| | | X X X X - |
| MOLDINGS | Black door window frame and vent dividers | S S S S S |
| | Bright windshield surround and drip rails | S S - S - |
| Black windshield surround and drip rails | | |
| | | - - S - S |
| Black liftgate window surround | | |
| | | S - S S S |
| Bright liftgate window surround | | |
| | | - S - - - |
| Dark argent lower bodyside cladding | | |
| | | - - - S - |
| Black lower bodyside protection | | |
| | | X X - S S |
| Door edge guards | | |
| | | - - - S - |
| PAINT | Metallic | X X X X X |
| ROOF RACK | Black | X X X X S |
| SPARE TIRE CARRIER | Outside, swing-away design with spare tire lock (requires conventional spare) | X X X X - |
| | | |
| SPARE TIRE COVER | Vinyl-color-keyed | X S S S - |
| | Vinyl-light charcoal with dark charcoal carpet insert | - - - - S |
| VENT WINDOWS | Front door, swing-out type | X X X S S |
| | Rear quarter, flipper (2-door) | X S S S S |
| INTERIOR | | 1 2 3 4 5 |
| ARMRESTS | Front door, color-keyed, straight type | S - - - - |
| | Front door, color-keyed, hockey stick type | - S S S S |
| Rear door, color-keyed, 4-door | | |
| | | S S S S S |
| CARGO AREA | Tie-down hooks (4) | - S S S S |
| | Retractable area cover-vinyl (with inside-mounted spare tire only) | X X X S S |
| Skid strips on cargo floor | | |
| | | - - - S S |
| CLOCK | Liquid crystal display | X S S S S |
| CONSOLE | Mini | S S S - - |
| DOOR TRIM PANELS | Full-includes armrest, storage box rear ashtray, rear heating and cooling ducts (requires carpeting) | X X X S S |
| | Color-keyed vinyl | S - - - - |
| Color-keyed custom vinyl w/lower nylon carpeting and plastic stowage bin | | |
| | | - S S - - |
| Color-keyed custom vinyl w/fabric upper, nylon carpeting lower, and plastic stowage bin | | |
| | | - - - S - |
| Charcoal perforated vinyl upper, nylon carpeting lower and plastic stowage bin | | |
| | | - - - - S |
| EXTRA-QUIET INSULATION PACKAGE | Hood insulation pad and extra-thick carpeting in passenger area | - X X S S |
| FLOOR COVERING | Textured vinyl, black-passenger and cargo areas and rear seatback | S - - - - |
| | Color-keyed carpeting-passenger and cargo areas, rear seatback and liftgate | X S S S S |
| Color-keyed mats, front and rear | | |
| | | X X X S S |
| GRAB HANDLES | Roof rail-mounted-rear left and right, and front passenger | S S S S S |
| HEADLINER & SUN VISORS | Fabric-covered | S S S S S |
| HEATER/DEFROSTER | Outside air climate control system with power ventilation and side window defrosters | S S S S S |
| | Rear window defroster | X X X S S |
| HOOD RELEASE | Inside | S S S S S |
| INSTRUMENT CLUSTER | Gauges-voltmeter, oil pressure and engine temperature, low fuel indicator light, trip odometer, liquid crystal display clock | - S S S S |
| | Indicator lights-direction/4-way hazard, high beam, four-wheel drive system engaged | S S S S S |
| Speedometer and fuel gauge | | |
| | | S S S S S |
| Tachometer | | |
| | | - X X X S |
| Warning lights-alternator, oil pressure and engine temperature | | |
| | | S - - - - |
| Warning lights-seat belt, parking brake | | |
| | | S S S S S |

Continued on next page

J E E P C H E R O K E E
S P E C I F I C A T I O N S

| | | |
|------------------------------|---|-----------|
| INSTRUMENT PANEL | Ashtray, tip-out, center-located | S S S S S |
| | Cigar lighter | S S S S S |
| | Cluster-gunmetal finish with bright accents | - - - S - |
| | Cluster-unique graphics in dark charcoal gray | - - - - S |
| | Cluster overlay-black with bright accents on vent louvers | S - - - - |
| | Cluster overlay-black with bright accents on gauge surrounds and vent louvers | - S S - - |
| | Energy-absorbing pad, color-keyed | S S S S S |
| | Glove box with lock and light | S S S S S |
| LIGHT GROUP | Utility bin below glove box | S S S S S |
| | Ashtray light, dome/map light, cargo area light w/tailgate switch, courtesy lights, retractable underhood work light, door switches, visor mirror light, Sentinel headlamp switch | X S S S S |
| MIRROR | Inside, day/night rearview | S S S S S |
| POWER DOOR LOCKS AND WINDOWS | Includes liftgate and liftgate release | - X X X S |
| SEATS/ SEATBELTS | Front six-way power bucket, driver and passenger | - X X X S |
| | Front bucket with adjustable headrest-vinyl | S - - - - |
| | Front rocker/recliner bucket with adjustable headrest-tooled-grain vinyl | - S - - - |
| | Front rocker/recliner bucket with adjustable see-through headrest-tooled-grain vinyl | - - S - - |
| | | |

| | | |
|------------------------------|--|-----------|
| SEATS/ SEATBELTS (continued) | Front rocker/recliner wingback bucket with adjustable see-through headrest-custom fabric | - - - S - |
| | Front six-way power recliner bucket with adjustable headrest-graphite color perforated leather inserts and leather facings | - - - - S |
| | Rear folding with removable seat cushion | S S S S S |
| | Storage pocket-front seatbacks | - - - S S |
| | Lap and shoulder belt restraint system | S S S S S |
| SOUND SYSTEMS | AM mechanically tuned radio (2 speakers) | S - - - - |
| | AM/FM electronically tuned stereo radio (4 dual-cone speakers) | X S S S - |
| | AM/FM electronically tuned high-output stereo cassette with Dolby® system (4 dual-cone speakers) | X X X X S |
| | Eight premium Accusound by Jensen® speakers (requires power windows, power door locks, and stereo radio) | - X X X S |
| | Automatic-actuating antenna (requires factory stereo radio) | X X X X S |
| STEERING WHEEL/ COLUMN | Black plastic, 2-spoke | S - - - - |
| | Color-keyed, soft-feel sport, 3-spoke | - S S - - |
| | Color-keyed, leather-wrapped sport, 3-spoke | - X X S - |
| | Charcoal, perforated leather-wrapped sport, 3-spoke | - - - - S |
| | Energy-absorbing column with anti-theft ignition | S S S S S |
| | Tilt steering column (requires intermittent wipers) | X X X X S |

COLOR & TRIM (see your dealer for Color Guide)

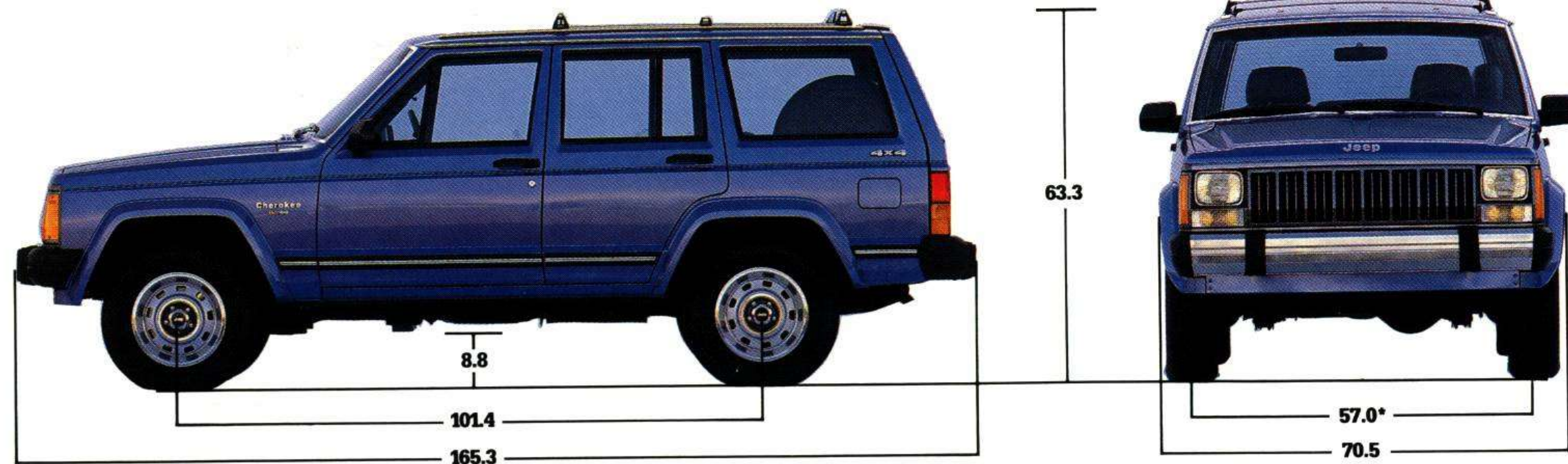
EXTERIOR COLORS (all paints are clearcoat) Pearl White, Classic Black, Colorado Red, Buff Yellow, Sterling Silver Metallic*, Dover Gray Metallic*, Dark Baltic Metallic*, Spinnaker Blue Metallic*, Grenadine Metallic*, Medium Bronze Metallic*

TRIM Base-Std. Celtic Grain Vinyl, Charcoal, Tan; Opt. Canyon Fabric, Charcoal, Tan. **Pioneer/Chief**-Std. Premium Vinyl, Charcoal, Navy Blue, Cordovan, Tan; Opt. Canyon Fabric, Charcoal, Navy Blue, Cordovan, Tan. **Laredo**-Std. Hunter's Plaid Fabric, Charcoal, Cordovan. **Limited**-Std. Leather, Graphite

*Extra Cost

DIMENSIONS & CAPACITIES (inches unless otherwise specified)

| EXTERIOR | | GROUND CLEARANCE | | INTERIOR | | WEIGHTS & PAYLOAD | |
|---|-------|------------------------------------|------|---|-------|---|------------------|
| LENGTH | | Angle of Approach | | FRONT COMPARTMENT | | Curb Weight | |
| Wheelbase | 101.4 | Angle of departure | | Headroom | 38.3 | 2-Door, 2WD | 2784 lbs. |
| Overall Length | 165.3 | Breakover Angle | | Legroom | 41.1 | 4-Door, 2WD | 2833 lbs. |
| OVERHANG | | Front Axle to Ground (at curb wt.) | | Shoulder Room | 55.3 | 2-Door, 4WD | 2974 lbs. |
| Front | 27.5 | With P195 Tires | 7.5 | Hiproom | 55.3 | 4-Door, 4WD | 3012 lbs. |
| Rear | 36.4 | With P205 Tires | 7.8 | REAR COMPARTMENT | | Payload (includes all occupants and cargo) | |
| WIDTH | | With P215 Tires | 8.0 | Headroom | 38.0 | 1150 lbs. | |
| Tread | | With P225 Tires | 8.4 | Legroom | 35.3 | Gross Vehicle Weight | |
| Front | 57.0* | Rear Axle to Ground (at curb wt.) | | Shoulder Room | 55.3 | 2-Door, 2WD | 4370 lbs. (max.) |
| Rear | 57.0* | With P195 Tires | 7.4 | Hiproom | 44.5 | 4-Door, 2WD | 4425 lbs. (max.) |
| Overall Width Maximum (at wheelip extensions) | 70.5 | With P205 Tires | 7.7 | INTERIOR VOLUME | | 2-Door, 4WD | 4633 lbs. (max.) |
| | | With P215 Tires | 8.0 | EPA Interior Volume Index (ft. ³) | 127.4 | 4-Door, 4WD | 4671 lbs. (max.) |
| | | With P225 Tires | 8.3 | Cargo Volume (ft. ³) | | *58" when vehicle is equipped with 15"x7" wheels (Standard Chief, Laredo, and Limited). | |
| HEIGHT | | Minimum Running Ground Clearance | 8.8 | Rear Seat Up | 35.7 | | |
| Overall Height | 63.3 | TURNING DIAMETER | | Rear Seat Folded | 71.8 | | |
| | | Curb to curb (ft.) | 35.7 | Seating Capacity | 5 | | |



*58" when vehicle is equipped with 15"x7" wheels (Standard Chief, Laredo, and Limited).



TRAILER TOWING

| | Trailer Package A (Light-Duty) | Trailer Package B (Heavy-Duty) | Trailer Package A (Light-Duty) | Trailer Package B (Heavy-Duty) |
|---|--------------------------------|----------------------------------|--------------------------------|--------------------------------|
| Maximum Gross Combined Vehicle & Trailer Weight Rating (GCWR) | 6231/6510 lbs. | 8781/9060 lbs. | | |
| Maximum Loaded Trailer Weight | 2000 lbs* | 5000 lbs* | | |
| Tongue Load Limit | 250 lbs. | 750 lbs. | | |
| PACKAGE INCLUDES: | | | | |
| Hitch | Dead weight, frame-mounted | Load-equalizing hitch receptacle | | |
| Wiring Harness | 5-wire | 7-wire with relays | | |
| Rear Axle | | 35c with synthetic lube | | |
| REQUIRED EQUIPMENT: | | | | |
| Engine | | 4.0 liter I-6 | | |
| Transmission | | Automatic | | |
| Engine Cooling | | Heavy-duty | | |
| Battery | | Heavy-duty | | |
| Steering | | Power | | |
| Tires | P205 or larger | P205 or larger | | |
| Spare Tire | | Full size | | |

RECOMMENDED EQUIPMENT:

| | | |
|--|----------------|--|
| Outside Mirrors | Low-profile | Low-profile |
| Battery | Heavy-duty | |
| Engine Cooling | Heavy-duty | |
| Fuel Tank | | Extra-capacity, 20.2 gals. |
| Steering | Power | |
| *Restriction: Trailer frontal area limitation with maximum trailer weight (NA with 4-cyl. engine w/4-speed-Pkg. A) | 25 square feet | 64 square feet with 5000-lb. trailer; maximum trailer length 25 ft.; trailer sway control required |

These charts are meant to serve as a quick-and-easy reference guide on how to properly equip your Jeep Cherokee for all types of towing. For specific details, however, discuss your plans with your Jeep dealer. He will help you select the right equipment to meet your specifications.

CAUTION: Never overload your vehicle beyond these design capacities. Jeep Corporation cannot be responsible for brake performance if the Jeep vehicle and trailer hydraulic brake systems are in any way connected. A separate brake system for all trailers weighing over 1000 pounds gross is recommended. (State laws should be checked for trailer brake requirements.)

See the Owner's Manual for important information regarding proper operation of this vehicle.

1988 JEEP NEW VEHICLE LIMITED WARRANTY

All 1988 Jeep vehicles are protected by the 1988 Jeep New Vehicle Limited Warranty. The Base Coverage portion of this warranty provides free repairs and service adjustments for 12 months/12,000 miles on most vehicle components.

Upon expiration of the Base Warranty, a number of specific powertrain components receive warranty protection for an additional 24 months/24,000 miles. The Powertrain Coverage, under the New Vehicle Limited Warranty, requires the owner to pay the first \$100 per repair visit for the repair or replacement of any covered items.

For additional information on warranty coverage and exclusions, consult the Warranty Guide section of your Owner's Manual.

OPTIONAL SERVICE CONTRACT Chrysler Service Contracts provide Jeep owners with additional peace-of-mind

protection. The 5-year/50,000-mile or 7-year/70,000-mile Custom Plan provides additional powertrain and specified component coverage. Plan coverage starts after the vehicle's base warranty expires. A deductible applies. Car rental and towing allowances are also included. Ask your dealer for details.

Vehicles illustrated in this catalog may vary slightly from actual production models. Consult your Jeep dealer for recent changes. This catalog does not constitute an offer or commitment to sell. In order that product improvements may be made at any time, specifications and other data are subject to change without notice. Jeep vehicles incorporate thousands of different components produced by Jeep Corporation, affiliated companies and various independent suppliers. From time to time during the manufacturing process, it may be necessary to produce Jeep vehicles with different components or differently

sourced components than initially scheduled. All components must meet the standards of Jeep Corporation and will provide the performance expected from Jeep vehicles. Jeep vehicles meet or exceed all applicable Federal Motor Vehicle Safety Standards at the time of manufacture. Some of the Jeep vehicles shown and described in this brochure have optional equipment displayed. Pictured items and equipment may be options or accessories available at extra cost. Certain equipment items and features may not be available for all models.

This catalog contains information that is correct at time of printing; however, Jeep Corporation reserves the right to discontinue or change specifications, models, equipment or prices at any time without incurring obligation.

JEEP, CHEROKEE, CHIEF, LAREDO, PIONEER, LIMITED, QUADRA-LINK, SELEC-TRAC, and COMMAND-TRAC are

registered trademarks of Jeep Corporation. In Canada, American Motors (Canada) Inc. is a licensed user. In Puerto Rico and U.S. Virgin Islands, American Motors Pan American Corporation is a licensed user.

Jeep vehicles are the Official Vehicles of the National Ski Patrol.

Buckle up for safety.

Litho in USA 1/88
Item No. 19903



Only in a Jeep®

