

There's a new
truck on the road.
It's called
Comanche.
It's built by Jeep.

It's worth
a look.



NEW COMANCHE RIDES INTO JEEP TERRITORY.

Now it's finally here. A mid-size truck that has the "Jeep" brand! **Comanche.** It's the only mid-size that gives you Jeep freedom. Jeep toughness. Jeep excitement. And best of all, the quality Jeep is known for.

Comanche. It's the most cunning truck ever to roam the plains, mountains, desert, or highway pavement. **Comanche.** It rises to power with a choice of three different engines.

Comanche. Available in 2-wheel drive or 4-wheel drive models. **Comanche.** The only 4x4 to offer a choice of two 2-wheel drive/4-wheel drive systems, both with "shift-on-the-fly" capability. **Comanche.** It's worth a look.

Comanche. It gives you features like power brakes, front stabilizer bar, 15-inch wheels and tires, mini console and glove box lamp—**standard.** Chevy S-10 and Ranger will charge you extra. **Comanche.** It's worth a look.



IT'S CALLED COMANCHE. IT'S BUILT BY JEEP.

Only in a Jeep Comanche.

They're finally here. The most powerful of the tribes. The rugged 2-wheel drive and 4-wheel drive pickups. The only ones that combine toughness and versatility with style, comfort and efficiency. The new breed ready to set the pace for the rest. **Jeep Comanche.**

Comanche Construction.

How a truck is built is crucial to its performance. Jeep Comanche is built with the exclusive UniFrame integral body construction. It provides a more rigid structure than the conventional body-on-frame design, and improves overall vehicle strength. Also responsible for Comanche's amazing stamina are smooth, responsive Quadra-Link suspension up front, and solid leaf springs at the rear...all specially tuned for excellent

standard equipment, or the optional Selec-Trac, all-surface 4-wheel drive, also with "shift-on-the-fly" capability. You just set it and forget it! And there's more...

Comanche offers you a choice of three engines:

- The standard fuel-injected, 2.5 litre, in-line 4-cylinder engine delivers excellent fuel economy and performance.

- The optional 2.8 litre V-6 engine provides extra power.

- The optional 2.1 litre intercooled turbo-diesel blends outstanding fuel economy with performance and durability.

Jeep Comanche also offers a choice of three transmissions. A four-speed manual transmission is standard. A five-speed overdrive manual and a three-speed automatic are optional.

Exclusive Features and Options

	Jeep Comanche	Ford Ranger	Chevy S-10
Longest wheelbase with regular cab	■		
Most hiproom for comfortable three-passenger seating	■		
Choice of two 4WD systems—Command-Trac and Selec-Trac	■		
Only pickup to offer a full-time 4WD system: Selec-Trac	■		
Highest optional payload capacity of any 4WD mid-size truck	■		
Most powerful standard 4-cylinder engine	■		
Superior ground clearance	■		
Widest variety of 4WD powertrains	■		



A.

Comanche Comfort.

Think of what's involved in true driving ease. Then think of Comanche. It may very well be the most comfortable pickup available on the market today. With the most hip room in its class, Comanche offers a wide bench seat for comfortable 3-passenger seating...and, with the optional Interior Decor Group, the wingback bucket seats provide added comfort and lateral support. Other Comanche features that add to its comfortable aspects include:

- Easy entry and exit.
- The longest wheelbase in the mid-size pickup segment—to provide a smoother ride.
- A wide choice of power, convenience and audio options.

ride quality. Jeep toughness continues with double-wall box construction, 15-inch wheels and tires, and outstanding corrosion protection.

Comanche Choice.


The choices are yours. We designed it that way to give you a truck that's as individual as you are. A pickup that meets **your** specific needs. With Comanche, you're offered a choice of three models. Each model is equipped to meet special requirements for price, usage, comfort and appearance. Next, you can choose between efficient 2-wheel drive or "go-anywhere" 4-wheel drive. Four-wheel drive is available in "shift-on-the-fly" Command-Trac, which is



B.



C.



D.

IT'S WORTH A LOOK.

Selected Standard Features/Options

- 2.5-litre fuel-injected engine.** The most powerful standard 4-cylinder engine in its class, its electronic fuel-injection helps to deliver high-performance and fuel efficiency. Optional 2.8-litre V-6 and 2.1-litre turbo-diesel also available.

- 4-speed manual transmission.** Standard with full synchromesh for smooth shifting. Optional 5-speed manual with overdrive or 3-speed automatic available.

- Command-Trac 4WD system.** Standard on 4WD models, this system permits shifting from two-wheel drive to four-wheel drive at any speed. Optional Selec-Trac all-surface four-wheel drive also has "shift-on-the-fly" capability.

- 3-across passenger seating.** Standard bench seat provides the most hiproom in its class...or choose the comfort of reclining wingback bucket seats as part of the optional Interior Decor Group.

- Quadra-Link suspension.** A solid front axle combines four locating arms and coil springs for extra off-road ruggedness and smooth on-road performance.

- All-weather radial tires.** Standard 15-inch size and steel-belted design help provide road-hugging response and durability.

- UniFrame construction.** Body shell and frame are welded to create one solid unit for improved overall vehicle strength.

- 7-foot double-wall cargo box.** Built roomy and tough with double-wall construction to handle the load you're hauling.




- A. Comanche has comfortable seating for three
- B. Highest dynamic ground clearance in its class
- C. 7-foot cargo box
- D. Robotic assembly provides structural integrity



Like other utility vehicles, this vehicle handles and maneuvers differently from many passenger cars. In order that this vehicle be driven safely and correctly, please read the driving guidelines in the owner's manual. Wear seat belts at all times—don't drink and drive.

JEEP COMANCHE XLS.



Up a steep bank. Over hard-baked clay furrowed by rain. And now you're in the high country with rocky hills that slope down into the plains. Wherever you go, relax. Comanche XLS takes what nature dishes out. It's no sweat for this 4-wheel drive Jeep. Like all Comanches, it has UniFrame construction... a welding of the frame to the body shell to create one solid unit. This gives Comanche an extremely rigid body and improves overall vehicle strength.

Its off-road credentials continue with a spirited 2.5 litre, electronic fuel-injected 4-cylinder engine that powers you to your destination. There's also Quadra-Link suspension. A solid front axle that combines four locating arms and coil springs to give you a unique combination of toughness off-road and smoothness on-road... plus higher dynamic ground clearance. For all its toughness, Comanche XLS has its human side. **The inside.** You get a wide Luggage

fabric bench seat for comfortable 3-passenger seating. And a well-appointed interior that includes such features as a color-keyed instrument panel, hockey stick style armrests, carpeting, radio, and Gauge and Light Groups. For more creature comforts you can choose from such options as: air conditioning, cruise control, a leather-wrapped sport steering wheel, an extra-capacity fuel tank, reclining wingback bucket seats with headrests or one of the several sound systems which are available.

This high-spirited purebred has it all on the outside as well... with lower bodyside moldings, dual bodyside hood and tailgate striping, and wheel trim rings with bright hub covers. And you can take this spirited look a step higher with our Sport Decor Group, with aggressive sport bodyside hood and tailgate decals, black grille, 15"x7" white styled steel or sport aluminum wheels, black front bumper, black fender flares and front air dam. Comanche XLS. Great sporty look. And tough enough to tackle any terrain. This just might be the mid-size pickup you've been waiting for.

A. Comanche XLS Interior
B. Front vent windows
C. Sliding rear window and cargo box light



JEEP COMANCHE CUSTOM AND COMANCHE X.



Take hold of the wheel. These two mean business. They're rugged, functional and versatile. And like all Comanches, these tough ones are winners! Here are just a few reasons why:

- Best 2-wheel drive and 4-wheel drive ground clearance.
- Cargo box dimensions equal to Chevrolet S-10 and larger than most other competitive vehicles.
- Four-wheel drive trailer towing capacity superior to all imports.

- The LARGEST standard cab package.
- Outstanding off-road performance with competitive on-road ride/handling.


That's just the beginning. Comanche offers you a choice of three engines. And Comanche lets you "shift-on-the-fly" from 2-wheel drive to 4-wheel drive... without stopping.

THE NEW POWER MACHINES.

Great for rugged off-road situations or whenever road conditions dictate. With Comanche Custom you get a great assortment of items as standard equipment, like all-weather steel radial tires, anti-theft ignition steering column, padded black instrument panel... to name only a few. You get even more standard equipment with Comanche X.

Features like Custom vinyl bench seating, radio, and color-keyed floor covering. Want even more? You can order cruise control, air conditioning, sliding rear window, tilt steering wheel, intermittent wipers, power steering, tinted glass, a step-up bumper... and the list goes on and on.

- A. Pedestal-mounted bucket seats
- B. Electronically-tuned AM/FM stereo cassette
- C. Comanche air conditioning/heater controls
- D. Comanche sport aluminum wheel with outline white-letter tire
- E. 3-spoke sport steering wheel



TWO-WHEEL DRIVE JEEP COMANCHE XLS.

TREAT YOURSELF TO THE BEST.





You deserve the best. Now you can have it. Jeep offers you an outstanding 2-wheel drive pickup...the Comanche XLS. A truck that combines ruggedness and sporty styling with **high comfort**.

This top-of-the-line 2-wheel drive gives you the widest assortment of interior and exterior standard features, like black bodyside protection moldings with bright inserts, bright door window frames, an instrument cluster with low-fuel indicator light, trip odometer, digital clock, voltmeter, oil pressure and engine temperature gauges. To increase your level of appreciation there's also a wide range of available options that

includes a leather-wrapped steering wheel, sport bar, rear step bumper, tinted glass, air conditioning and bright side rails. (See pages 16-19.) To make your Comanche XLS even more distinctive you can choose one of three available two-tone combinations...like a Beige body with a Dark Honey accent color. The look? Very special!

And don't forget...this comfortable pickup has enough sense to remember important things, like fuel economy. With an estimated MPG of **20** EPA CITY EST MPG, 24 HWY EST, 2-wheel drive Comanche XLS makes every adventure **affordable!**
*Use these figures for comparison. Your results may differ.

A. Comanche XLS bench seat is standard
B. Tilt steering positions for maximum comfort
C. Comanche XLS instrument panel







Climb into the world of Comanche X. A pickup ready to meet your needs. Whether for personal transportation, outdoor recreation, commercial service or simply hauling heavy or oversized items home... Comanche X is raring to go. Here are three strong reasons for Comanche X versatility:

- **Payload Package**—An optional payload package increases carrying capacity beyond that of Nissan and Ford.
- **Box Accessories**—A long list of box accessories includes a full cap, bed liner, tool locker and tonneau cover.
- **Ground Clearance**—Comanche has exceptional ground clearance—better than Chevrolet S-10 and Ford Ranger.

And Comanche X gives you an excellent seating position with easy-to-reach controls and eye-appealing instrumentation. There's also a sport steering wheel, custom trim door panels, color-keyed vinyl floor covering, radio, Premium vinyl bench seating... all standard.

On the outside you'll find: bright grille and headlamp bezels, black taillamp trim, bright front bumper, bright wheel trim rings, black lower bodyside molding and dual-color upper bodyside pinstriping. All combined to give Comanche a great sporty look.

- A. Handy rear step bumper
- B. Cruise control and intermittent wiper/washer
- C. Vinyl tonneau cover



2-WHEEL DRIVE JEEP COMANCHE CUSTOM.

BUILT TO SERVE YOU, ECONOMICALLY.



Owning a Jeep Comanche involves more than driving an ordinary pickup... it involves a lifestyle! Only Jeep Comanche combines the aspects of sportiness and comfort with the ruggedness and versatility you expect from a Jeep vehicle. And 2-wheel drive Comanche Custom is no exception.



It's as comfortable roaming the ranch as it is picking up groceries. It will haul your bikes, firewood, construction materials, office equipment, the fruits of your big game hunting... you name it. The reason? Comanche's cargo box dimensions are unsurpassed by any other pickup truck in its class. And if it's extra payload capacity you're

looking for, look no further. Jeep Comanche Custom has it, with an optional payload package that offers 2,205 pounds of carrying capacity! It includes: heavy-duty rear axle, white spoked wheels, and heavy-duty springs and shock absorbers, front and rear. That means Comanche can handle just about anything... better! And it does it all with 2-wheel drive fuel economy.


Comanche Custom takes on more practical aspects with power-assisted front disc and rear drum brakes that are standard equipment. Also standard... a 16-gallon fuel tank. With the optional tank which holds almost 24 gallons, this fuel-efficient vehicle has excellent range. And Jeep Comanche is the only 2-wheel drive pickup with standard 15-inch wheels.

Get a sense of what the 2-wheel drive Jeep Comanche Custom is all about. Come in for a test drive. Like all Comanches, this 2-wheel drive Custom is definitely worth a look!

A. Tailgate removes for easy loading
B. Four tie-downs secure cargo
C. 4-speed manual transmission




STANDARD FEATURES



1—CUSTOM 2—X 3—XLS

INTERIOR		1	2	3
Armrests	Color-keyed, straight type	S	—	—
	Color-keyed, hockey stick type	—	S	S
Console	Mini	S	S	S
Dome Lights	Mounted on left and right "B" pillars	S	S	S
		S	S	S
Door Trim Panels	Color-keyed vinyl	S	—	—
	Color-keyed custom vinyl w/ lower nylon carpeting	—	S	S
Floor Covering	Black textured vinyl	S	—	—
	Color-keyed textured vinyl	—	S	—
	Color-keyed carpeting	—	—	S
Back-of-Cab Covering	Color-keyed vinyl trim panel	—	S	—
	Color-keyed carpeting	—	—	S
Grab Handle	Roof mounted—passenger-side	S	S	S
Headliner & Sun Visors	Color-keyed, molded, vinyl covered	S	S	—
	Color-keyed, molded, fabric covered	—	—	S
Heater/Defroster	Outside air climate control system with power ventilation and side window defrosters	S	S	S
Instrument Panel	Tip-out ashtray—center-located	S	S	S
	Glove box with lock and light	S	S	S
	Utility bin below glove box	S	S	S
	Color-keyed energy-absorbing pad	S	S	S
	Cluster overlay—black with bright accents on vent louvers	S	—	—
	Cluster overlay—black with bright accents on gauge surrounds and vent louvers	—	S	—
	Cluster overlay—color-keyed with bright accents	—	—	S
	Cigar lighter	—	S	S
Instrument Cluster	Radio—AM (2 speakers)	—	S	S
	Speedometer, fuel gauge	S	S	S
	Warning lights—alternator, oil pressure and engine temperature	S	S	—
	Gauges—voltmeter, oil pressure, engine temperature, low fuel indicator light, trip odometer, digital clock	—	—	S
	Warning lights—seat belt, parking brake, 4WD	S	S	S
Indicator lights—direction/4-way hazard, high beam		S	S	S
		S	S	S
Mirror	Inside, day/night rearview	S	S	S
Seats/Seat Belts	Bench, with Celtic grain vinyl trim	S	—	—
	Bench, with Premium vinyl trim	—	S	—
	Bench, with Luggage fabric trim	—	—	S
	Lap and shoulder belt restraint system	S	S	S
Steering Wheel-Column	Black, plastic, 2-spoke	S	—	—
	Color-keyed, soft-feel sport, 3-spoke	—	S	—
	Color-keyed deluxe, 2-spoke	—	—	S
	Energy-absorbing column with anti-theft ignition	S	S	S

EXTERIOR		1	2	3
"B" Pillar Applique	Black molded plastic (vent cover)	S	S	S
Bumper	Front—black with black end caps	S	—	—
	Front—bright with black end caps	—	S	S
Fender Flares/Air Dam	Black	S	—	—
	Color-keyed	—	—	S
Graphics	Dual color upper bodyside pinstripe	—	S	—
	Dual upper bodyside stripe, dual hood and tailgate	—	—	S
	Scuff mldgs.—black lower bodyside	—	S	—
	Scuff mldgs.—black lower bodyside with bright insert	—	—	S
Grille/Headlamp Bezels	Black—with argent insert	S	—	—
	Bright—with bright insert	—	S	S
Mirrors	Left and right rearview, black	—	S	—
	Left and right rearview, bright	—	—	S
Moldings	Black—windshield surround, door window frames, vent dividers, drip rails, rear window weather strip	S	—	—
	Bright—windshield and drip rails	—	S	S
	Bright—door window frames	—	—	S
FUNCTIONAL				
Alternator	12-volt, 56-amp	S	S	S
Battery	12-volt (58-390 cold crank)	S	S	S
Brakes	Service—power front disc and rear drum	S	S	S
	Parking—foot lever operated (cowf side mounted), operates on rear wheels	S	S	S
Engines/Trans.	(See specifications section, page 20)			
Front Axle	Quadra-Link with coil springs—2WD	S	S	S
	Quadra-Link with coil springs and vacuum actuated disconnect system—4WD	S	S	S
Headlamps	Halogen	S	S	S
Horns	Dual—low and high note	—	S	S
Light Group	Includes: ash tray light, illuminated ring around cigar lighter, courtesy lights, underhood lamp, lighted visor mirror, headlights-on warning buzzer, cargo box light	—	—	S
Stabilizer Bar	Front	S	S	S
Steering	Manual, 24:1 variable ratio	S	S	S
Steering Damper	Front	S	S	S
Suspension	(See specifications section, page 20)			
Tires	All radial with under pickup box compact limited-duty spare (See page 19 for sizes)	S	S	S
Transfer Case 4WD	(See specifications section, page 20)			
Wheels	(See specifications section, page 20)			
Windshield Wiper/Washer	Electric, with two-speed wipers	S	S	S



A. Argent-styled steel wheel with trim ring
B. "Shift-on-the-fly" Command-Trac
C. State-of-the-art electronic control system... standard on the 1986 Comanche. The high-compression 2.5 litre, 4-cylinder engine features electronic fuel injection—which results in an impressive 10% increase in horsepower, (now rated at 117 horsepower over the carbureted version). The Comanche's standard engine also provides a greater torque rating and improved fuel economy.

1986 EPA Fuel Economy Values*			
2.5 litre 4-cyl. 4-spd. trans.	2WD	24/27	
(w/Fuel Saver Pkg.)	4WD	23/26	
2.1 litre 4-cyl. 5-spd. trans.	2WD	28/31	
(turbo-diesel)	4WD	28/29	
2.8 litre V6 5-spd. trans.	2WD	17/22	
	4WD	17/22	

*Use these figures for comparison. Your results may differ.

OPTIONS & ACCESSORIES




1-CUSTOM 2-X 3-XLS

COMFORT AND CONVENIENCE	1	2	3
Air conditioning prep kit-heavy-duty alternator, battery and cooling (NA diesel)	▲	▲	▲
Air conditioning system-heavy-duty alternator, battery and cooling (requires power steering)	▲	▲	▲
Carpets-passenger area, color-keyed	▲	▲	S
Console with armrest-(requires bucket seats, floor carpeting and floor transmission)	▲	▲	▲
Extra-Quiet Insulation Package	▲	▲	▲
Floor mats-color-keyed (requires carpeting)	▲	▲	▲
Sliding rear window (requires tinted glass)	▲	▲	▲
Tinted glass-all windows (required with front door vent windows or sliding rear window)	▲	▲	▲
Vent window-front doors, swing-out (requires tinted glass)	▲	▲	▲
APPEARANCE			
Interior Decor Group-reclining wingback bucket seats with headrest, upgraded door panels with fabric insert and carpeted lower area, color-keyed carpeted passenger area and rear cab trim panel, fabric covered sun visors and headliner, color-keyed full length center console with armrest and storage compartment, leather-wrapped sport steering wheel, upgraded instrument panel with brushed pewter overlay	—	▲	▲
Metallic paint	▲	▲	▲
Side rails-pickup box, black	▲	—	—
Side rails-pickup box, bright	—	▲	▲
Sport Decor Group-black grille and headlamp bezels, lower bodyside blackout, black fender flares and front air dam, black front bumper, 15" x 7" white-styled steel wheels (4) with bright hub covers, 4 x 4" bodyside sport tape decal (4WD only), aggressive sport bodyside hood and tailgate decals (color-keyed to body color) (requires P205 or larger tires)	—	▲	▲
Steering wheel-leather-wrapped, 3-spoke	▲	▲	▲
Steering wheel-soft-feel sport, 3-spoke	▲	S	▲
Two-tone paint-Sport (low break)	▲	▲	▲
—Custom (high break)	▲	▲	▲
—Premium (mid break)	▲	▲	▲
Wheels-styled steel with bright trim rings	▲	S	S
Wheels-styled steel spoked, painted white-15" x 7" (NA with P195 tires)	▲	▲	▲
Wheels-sport aluminum, 15" x 7" (NA with P195 tires)	▲	▲	▲
AUDIO			
AM radio (2 speakers)	▲	S	S
AM/FM monaural radio (2 speakers)	▲	▲	▲
AM/FM stereo radio-electronically-tuned (4 speakers)	▲	▲	▲
AM/FM electronically-tuned high-output cassette stereo radio with dynamic noise reduction, digital display (4 speakers)	▲	▲	▲
FUNCTIONAL			
Engines:			
2.5 litre, 4-cylinder with throttle body injection	S	S	S
2.8 litre, V-6 (requires power steering; NA 4-speed trans.)	▲	▲	▲
2.1 litre, 4-cylinder turbo-diesel (requires power steering, 5-speed trans. and Gauge Group)	▲	▲	▲
Fuel Saver Package-2.5 litre I-4 TBI engine, 4-speed manual transmission, shift indicator light, passenger area carpeting, 3.31 axle ratio, delete tailgate, spare tire, jack, handle and brackets (no options available)	▲	—	—
Transmissions and Drivetrain:			
4-speed manual floor shift (NA V-6 or diesel)*	S	S	S
5-speed manual overdrive floor shift*	▲	▲	▲
Automatic column shift (requires bench seats; and power steering w/4WD)*	▲	▲	▲
Automatic floor shift (requires bucket seats; and power steering w/4WD)*	▲	▲	▲
Automatic floor shift with "shift-on-the-fly" Selec-Trac (requires power steering and bucket seats)**	▲	▲	▲
Trac-Lok rear differential (requires full-size spare; includes 4.10 axle ratio)	▲	▲	▲

Functional (cont.)	1	2	3
Battery-heavy-duty (NA diesel)	▲	▲	▲
Bumper guards-front	▲	▲	▲
Cigar lighter	▲	S	S
Cold Climate Group-heavy-duty alternator, battery and engine block heater (NA diesel)	▲	▲	▲
Cooling-maximum, auxiliary trans. oil cooler (w/V-6 and auto. trans. only) and increased radiator core thickness	▲	▲	▲
Cruise control (requires intermittent wipers)	▲	▲	▲
Fog lamps-halogen (requires bumper guards)	▲	▲	▲
Fuel tank, extended-range-23.5-gallon (NA with P195 tires)	▲	▲	▲
Gauge Group-voltmeter, oil pressure gauge, engine temperature gauge, low fuel indicator, trip odometer, digital clock	▲	▲	S
Light Group-ashtray light, cargo box light, lighted visor mirror, courtesy lights, headlights-on warning buzzer, underhood light	▲	▲	S
Mirror-black, right manual	▲	S	S
Mirrors-left and right remote control	▲	▲	▲
Mirrors-left and right low-profile type	▲	▲	▲
Power door locks and windows (require tinted glass)	▲	▲	▲
Power steering (required with air cond., V-6, diesel; or auto. trans. w/4WD)	▲	▲	▲
Protection Group-bumper guards (front), floor mats, door edge guards, locking gas cap (requires carpeting)	▲	▲	▲
Protection moldings-lower bodyside, black	▲	S	S
Rear step bumper-black	▲	—	—
Rear step bumper-bright	—	▲	▲
Skid Plate Package-transfer case, fuel tank, front suspension skid plates (4WD only)	▲	▲	▲
Sport bar-flat black only	▲	▲	▲
Suspension, heavy-duty payload-large rear axle, heavy-duty springs and shocks (front and rear), white styled steel wheels 15" x 7" (4); (requires P225/75R15 tires and 4.10 axle ratio; NA 4-speed manual trans. or 4-cylinder with auto. trans.)	▲	▲	▲
Off-Highway Vehicle (OHV) Package-high-pressure gas shocks (front & rear), P225/75R15 OWL radial tires, conventional full-size spare, white styled steel spoked wheels 15" x 7" (5), 4.10 axle ratio, skid plate pkg., tow hooks (front); (requires power steering, air conditioning, prep kit; NA w/H.D. Payload Pkg.)**	▲	▲	▲
Tachometer (requires Gauge Group)	▲	▲	▲
Tilt steering column (requires intermittent wipers)	▲	▲	▲
Tow hooks-(2) front (4WD only)	▲	▲	▲
Trailer towing (See page 22)	▲	▲	▲
Visibility Group-left and right remote control mirrors, intermittent wipers	▲	▲	▲
Wipers-intermittent	▲	▲	▲
Work light-retractable, underhood (NA diesel)	▲	▲	▲
TIRES			
P195/75R15 black steel radial (all-weather)	S	S	S
P205/75R15 black steel radial (all-weather) with 15" x 6" or 15" x 7" wheels	▲	▲	▲
P205/75R15 white steel radial (all-weather) with 15" x 6" or 15" x 7" wheels	▲	▲	▲
P215/75R15 black steel radial (all-terrain) (requires 15" x 7" wheels; includes 4.10 axle ratio)	▲	▲	▲
P215/75R15 OWL Wrangler® steel radial (all-terrain) (requires 15" x 7" wheels; includes 4.10 axle ratio)	▲	▲	▲
P215/75R15 OWL Michelin® steel radial (all-terrain) (requires 15" x 7" wheels; includes 4.10 axle ratio)	▲	▲	▲
P225/75R15 black steel radial (all-terrain) (requires 15" x 7" wheels; includes 4.10 axle ratio)	▲	▲	▲
P225/75R15 OWL Wrangler® steel radial (all-terrain) (requires 15" x 7" wheels; includes 4.10 axle ratio)	▲	▲	▲
Conventional full-size spare tire w/matching 5th wheel (replaces compact limited-duty spare)	▲	▲	▲

S-Standard ▲-Optional —Not Available
**"shift-on-the-fly" Command-Trac, with 4-wheel drive **NA 2-wheel drive



A. There's a choice of three two-tone paint configurations.
B. Optional cargo box cap
C. Bright side rails
D. Halogen fog lamps
E. Optional 5-speed manual transmission
F. 2.8 litre V-6 engine

SPECIFICATIONS & DIMENSIONS



2WD/4WD

Length	
—Wheelbase	119.6/119.4
—Overall length	194.0

Width	
—Tread—front	57.0
—rear	57.0
—Overall width (at rear wheel- clip extensions)	71.7

Overhang	
—front	27.4/27.5
—rear (without bumper)	47.0/47.1

Height	
—Overall height	63.7/64.7
—Ground clearance	7.5

Interior compartment	
—Head room	39.2
—Leg room	39.9
—Shoulder room	55.3
—Hip room	55.3

Cargo compartment	
—Overall length at floor	88.5
—Overall width at floor	55.3
—Width between wheelhouses	43.8
—Width of tailgate opening	55.3

Box depth	16.4
—Cargo volume (ft. ³); (includes wheelhouses)	46.4
Curb to curb turning diameter (ft.)	41.3

(Inches unless otherwise specified)

AXLE	Front: Double cardan outboard joints and live spindle hubs (with shaft disconnect system on 4-wheel drive, Command-Trac) Standard axle ratio 3.54:1
	Rear: Semi-floating open end Standard axle ratio 3.54:1

BRAKES	Low-drag ventilated disc, front w/power assist; rear drum self-adjusting w/power assist and high load sensing variable rate rear brake control valve
--------	--

CLUTCH	9.1 in. diameter disc w/hydraulic actuation
--------	---

ENGINE	Standard: 2.5 litre (150 CID), 4-cylinder 9.2:1 compression ratio Electronic fuel injection
--------	---

Optional: 2.8 litre (173 CID), V-6;
8.5:1 compression ratio
2 bbl. carburetor
2.1 litre (126 CID), 4-cylinder turbo-diesel;
21.5:1 compression ratio

FUEL TANK	Standard: 16-gallon capacity
	Optional: 23.5-gallon extended-range

GROSS VEHICLE WEIGHT	4554 lbs. (std.) w/4-cyl. 2WD 4779 lbs. (std.) w/4-cyl. 4WD 5208 lbs. (w/opt. metric ton) w/4-cyl. 2WD 5375 lbs. (w/opt. metric ton) w/4-cyl. 4WD
	Payload capacity: 1200 lbs. (std.) 2205 lbs. (w/opt. metric ton)

SPRINGS/ SUSPENSIONS	Front: Coil springs, solid axle with 4 locating arms. Stabilizer bar, steering damper and dual-action shock absorbers. Rear: Multi-leaf, solid axle-Hotch-kiss design, dual-action shock absorbers.
-------------------------	--

STEERING	Variable ratio recirculating ball standard, 24:1 ratio; variable ratio power assist optional, 14:1 ratio
----------	--

TRANSFER CASE	Standard: 4WD models All models 2-speed NP 207 manual, with "shift-on-the-fly" capability; includes low-range (2.6:1) (4WD only)
---------------	---

Optional: 4WD models
All models Selec-Trac 2WD/4WD system, NP 228 2-speed with "shift-on-the-fly" capability; includes low-range (2.6:1) (4WD only)

TRANSMISSION	Standard: Full synchromesh 4-speed floor shift (manual)
--------------	---

Optional: Full synchromesh 5-speed overdrive floor shift (manual)
3-speed automatic column shift with lock-up torque converter (requires bench seats; and power steering w/4WD)
3-speed automatic floor shift with lock-up torque converter (requires bucket seats; and power steering w/4WD)

WHEELS	Standard Comanche Custom Four 15" x 6", 5-bolt, argent styled steel with black hub covers
--------	--

	Standard Comanche X Four 15" x 6", 5-bolt, argent styled steel with bright trim rings and black hub covers
	Standard Comanche XLS Four 15" x 6", 5-bolt, argent styled steel with bright trim rings and bright hub covers

Miscellaneous	Angle of approach (2WD) 39.8° (4WD) 41.5° Angle of departure (2WD) 24.8° (4WD) 26.1° Breakover angle (2WD) 21.5° (4WD) 23.7°
---------------	---

The engine in this vehicle may have been sourced from another manufacturer.

COLOR AND TRIM



Comanche Custom



Comanche X



Comanche XLS



Two-Tone Sport



Two-Tone Custom



Two-Tone Premium

Colors

(All paints are darkcoat)

Classic Black	Deep Night Blue	Sebring Red	Medium Blue, Metallic*	Dark Honey, Metallic*	Sterling, Metallic*

*Extra cost

Olympic White	Beige	Garnet, Metallic*	Champagne, Metallic*	Charcoal, Metallic*

Black	Garnet	Black	Garnet	Black	Garnet

Blue	Honey	Blue	Honey	Blue	Honey

Luggage Fabric Standard, "XLS"				
Blue	Garnet	Honey	Garnet	Honey

Highland Check Fabric Optional, "X" Optional, "XLS" w/Interior Decor Group

TWO-TONE COMBINATIONS

Two-Tone Paint Configuration	Body	Accent	Interior	Custom	X	XLS
SPORT	Beige	D. Honey, Met.	Honey	*	*	*
	M. Blue, Met.	Dp. Night Blue	Blue	*	*	*
	Sterling, Met.	Charcoal, Met.	Black or Garnet	*	*	*
CUSTOM	Beige	D. Honey, Met.	Honey	*	*	*
	M. Blue, Met.	Dp. Night Blue	Blue	*	*	*
	Sterling, Met.	Charcoal, Met.	Black or Garnet	*	*	*
PREMIUM	Beige	D. Honey, Met.	Honey	*	*	*
	M. Blue, Met.	Dp. Night Blue	Blue	*	*	*
	Sterling, Met.	Charcoal, Met.	Black or Garnet	*	*	*

TRAILER TOWING



If you intend to use the Comanche as a towing vehicle, Jeep Corporation provides a means of equipping it properly at the factory in preparation for a dealer-installed Class I or Class II hitch.

	Class I (Medium-Duty)	Class II (Heavy-Duty)
Maximum loaded trailer weight	2000*	4200*
Tongue load limit	250	500
Required Equipment:		
Engine		2.8 litre-V6
Axle ratio	4.10	4.10
Transmission		Automatic
Engine cooling		Maximum
Battery		Heavy-duty
Steering		Power
Tires	P205 or larger	P205 or larger
Recommended Equipment:		
Engine	2.8L, V6 with 4.10 axle ratio	
Engine cooling	Air conditioning prep kit	
Outside mirrors	Low-profile	Low-profile
Fuel tank		Extended-range, 23.5 gals.
Steering	Power	

*Restriction: Trailer frontal area limitation with maximum trailer weight (diesel NA w/Class II).

These charts are meant to serve as a quick-and-easy reference guide on how to properly equip your Jeep Comanche for all types of towing. For specific details, however, discuss your plans with your Jeep dealer. He will help you select the right equipment to meet your specifications.

CAUTION: Never overload your vehicle beyond these design capacities. Jeep Corporation cannot be responsible for brake performance if the Jeep vehicle and trailer hydraulic brake systems are in any way connected. A separate brake system for all trailers weighing over 1000 pounds gross is recommended. (State laws should be checked for trailer brake requirements.)

See the owner's manual for important information regarding proper operation of this vehicle.

1986 NEW JEEP VEHICLE WARRANTIES

All 1986 Jeep vehicles are covered by the 1986 New Jeep Vehicle Limited Warranty that provides for 12 months/12,000 miles of coverage on all components except tires, which are covered under a separate tire manufacturer's warranty.

Upon expiration of the new vehicle warranty, a number of specified engine, transmission, transfer case and front- or rear-wheel drive components are covered against defects for an additional 12 months/12,000 miles. This 1986 Jeep Extended Powertrain Protection Limited Warranty requires the owner to pay the first \$100 per repair visit for the repair or replacement of any covered items.

For additional information on warranty coverage and exclusions, check with your local Jeep dealer.

Vehicles illustrated in this brochure may vary slightly from actual production models. Consult your Jeep dealer for recent changes. This folder does not constitute an offer or commitment to sell. In order that product improvements may be made at any time, specifications and other data are subject to change without notice. Jeep vehicles incorporate thousands of different components produced by Jeep Corporation, affiliated companies and various independent suppliers.

AMC SERVICE SECURITY PLAN.

American Motors Corporation now offers long term service contracts to buyers of both new and used Jeep vehicles.

The Service Security Plan means protection against major repair bills, car rental assistance, towing expense, unlimited

claims, nationwide service and much more. A standard 3-year/36,000-mile plan and a deluxe 5-year/50,000-mile plan are available and are fully backed by American Motors Corporation. In addition, a 60-day trial period assures satisfaction or a full refund. For more information see your local dealer.

From time to time during the manufacturing process, it may be necessary to produce Jeep vehicles with different components or differently sourced components than initially scheduled. All components must meet the standards of Jeep Corporation and will provide the performance expected from Jeep vehicles. Jeep vehicles meet or exceed all applicable Federal Motor Vehicle Safety Standards at the time of manufacture. Some of the Jeep vehicles shown and described in this brochure have optional equipment displayed. Pictured items and equipment may be options or accessories available at extra cost. Certain equipment items and features may not be available for all models.

This catalog contains information that is correct at time of printing, however, Jeep Corporation reserves the right to discontinue or change specifications, models, equipment or prices at any time without incurring obligation.

JEEP, COMANCHE, SELEC-TRAC and COMMAND-TRAC are trademarks of Jeep Corporation. In Canada, American Motors (Canada) Inc. is a licensed user. In Puerto Rico and U.S. Virgin Islands, American Motors Pan American Corporation is a licensed user.

SAFETY BELTS SAVE LIVES.

Litho in USA 7/85 Form No. 31-5424-0835 (5-01) 1

There's a world
of adventure
waiting for you.
Only in a Jeep.





 **Jeep**®

Jeep is registered trademark of Jeep Corporation.