

1980 Jeep Truck





Air conditioning*

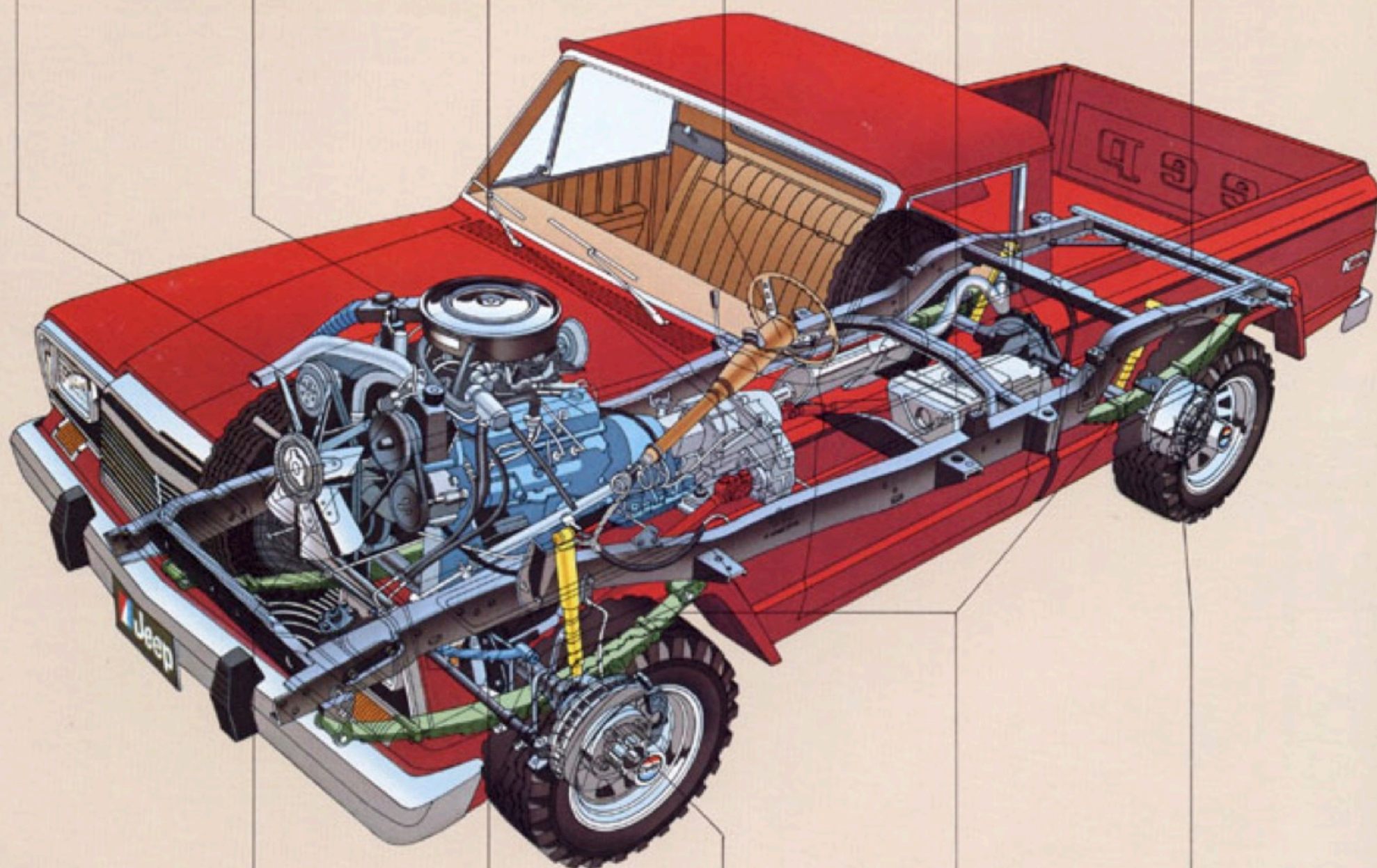
5.9 litre V-8 (360 CID)*

Automatic transmission with full-time 4-wheel drive transfer case — NP 219 (Quadra-Trac®)*

Power steering with energy-absorbing steering column*

Fuel tank — with standard skid plate

Heavy-duty ladder-type frame



Electronic ignition system (requires no points or condenser)

Front stabilizer bar

Power front disc brakes

Massive suspension rated at 2810 kg GVW (optional heavy-duty GVW's available)

Power rear drum brakes

*Optional

Special Models and Options

All trucks must be tough and 4-wheel drive trucks must of necessity be even tougher—to stand up to off-road stress. If you need a 4-WD truck, get the one built with legendary toughness: the Jeep Truck. For nearly 40 years Jeep has been the leader in 4-wheel drive technology. Today's Jeep Trucks have the world's most advanced drivetrain, called Quadra-Trac*. It smoothly, automatically and selectively applies power to the axle with the most traction. That means with Jeep Trucks you can go just about anywhere you want no matter what the driving conditions, on or off the road.

Jeep Trucks work hard and play hard, too. Jeep Trucks are not exclusively work vehicles. Jeep has produced a wide range of optional equipment that includes comfort, even luxury items and a new luxury sport model called Laredo. For details on other optional equipment, see listing at right.

As you can see at the left, Jeep Trucks are built tough from the ground up. Massive frame and suspension parts support a capacious 214 cm or 245 cm pickup box, capable of handling up to 1875 kg of payload.

There's driver comfort too. With automatic transmission, power steering and brakes, air conditioning, even an AM/FM cassette radio. Jeep Trucks—built in the tradition of all Jeep vehicles: tough.

*Available with automatic transmission

CUSTOM

Includes all equipment from base model plus the following:

Exterior

- Bright finish moldings on door window frames and upper body sides
- Unique grille
- Hood insulation

Interior

- Custom sport vinyl bench seat
- Custom door trim panels
- "Engine turned" instrument cluster trim
- Bright armrest overlays
- Passenger assist handle

HONCHO

Available on J-10, 302 cm wheelbase only. Includes all equipment from Custom model plus the following additions or substitutions:

Exterior

- Rear step bumper
- 8-inch white painted styled steel wheels
- 10 x 15 Tracker A/T outline white-letter tires (5)
- Body side tape and tailgate striping (orange or blue)
- "Honcho" lettering on doors
- Bright black and chrome grille
- Pickup box (mandatory option)

Interior

- Tan denim fabric bench seat (buckets available)
- Fabric inserts in door panel
- Carpeting
- "Soft-feel" sports steering wheel
- Power steering (mandatory option)

LAREDO

New for 1980. Available on J-10, 302 cm wheelbase only. Includes all equipment from base model plus the following:

Exterior

- Bright door frame moldings
- Special tape stripes (silver and grey or gold and brown)

- "Jeep" decals on truck tailgate
- Stripes: wheelip, lower body panel, bodyside, hood, and tailgate outline
- Special painted hub covers
- 15 x 8 chrome styled wheels
- 10R x 15 outline white-letter Wrangler steel radial tires
- Black and chrome grille
- Chrome rear step bumper
- Matching chrome left and right remote control mirrors
- "Laredo" nameplates
- Front bumper guards with nerfing strips
- Pickup box (mandatory option)

Interior

- Cara vinyl high-back bucket seats with accent stripes and center armrest
- Custom door trim panels
- Power steering (mandatory option)
- Armrest overlays
- Extra-thick carpeting (including back of cab)
- Door pull straps
- Leather-wrapped steering wheel
- Passenger assist handle
- Instrument panel and glove box striping
- "Laredo" nameplates
- Extra-quiet insulation
- Convenience Group
- Visibility Group
- Light Group

OPTIONS

Handling and Performance

- 5.9 litre (360 CID) V-8
- Automatic transmission with part-time 4-wheel drive
- Automatic transmission with Quadra-Trac* full-time 4-wheel drive
- Rear Trac-Lok* differential
- Power steering
- Free wheeling hubs

Interior and Convenience

- Power door locks
- Power side windows/door locks
- "Soft-feel" sports steering wheel
- Leather-wrapped sports steering wheel (included on Laredo model)
- Protective floor mats (requires carpeting)
- Floor carpet (included on Honcho and Laredo models)
- Convenience Group: includes electric digital clock, "headlights-on" warning buzzer, and underhood light (included on Laredo)
- Light Group: includes cargo box light (omitted with roll bar), courtesy lights, glove box light, ashtray light, visor vanity mirror (lighted) (included on Laredo)
- Extra-quiet insulation: includes padded headliner, underdash insulation, noise deadener in floor area (included on Laredo)
- Visibility Group: includes remote control mirrors (left and right) and intermittent wipers (included on Laredo)
- Heater and defroster
- Air conditioning (requires power steering)
- Tinted glass—all windows
- Sliding rear window
- Tilt steering wheel (automatic transmission)
- Cruise control (with V-8 engine and automatic transmission)
- Electric digital clock
- AM radio
- AM/FM stereo radio
- AM/FM stereo radio and 8-track tape player
- AM/FM/CB stereo radio
- AM/FM/cassette stereo radio

Exterior and Appearance

- Lower body two-tone paint
- Wheel covers (15.0"/38.1 cm wheels only)
- Chrome styled steel wheels (na—with H78 x 15 tires) (included on Laredo)

- Forged aluminum wheels
 - Rear step bumper—painted
 - Rear step bumper—chrome (included on Laredo)
 - Front bumper guards
 - Front bumper guards with nerfing strips (included on Laredo)
 - Roll bar
 - Dual low-profile mirrors
 - Grille protector
 - Scuff molding, lower body side
 - Available pickup boxes
- 7.0 ft./214 cm
on 302 cm wheelbase, J-10
- 8.0 ft./245 cm
on 332 cm wheelbase, J-10 and J-20
- Available caps for pickup boxes
- 7.0 ft./214 cm
on 302 cm wheelbase, J-10
- 8.0 ft./245 cm
on 332 cm wheelbase, J-10 and J-20

Heavy-Duty Equipment

- Heavy-duty shock absorbers
- Heavy-duty cooling
- Cold Climate Group
- Pintle hook with locking pin
- 3450 kg GVW suspension (J-20)
- 3814 kg GVW suspension (J-20)

TRAILER TOWING

Trailer towing packages are available to enable your Jeep Truck to tow trailers up to 4540 kg. Your dealer has a list of required and recommended equipment. He can help ensure that your Jeep Truck is in compliance with all local trailering regulations and requirements.



1



2



3



4



5



6



7



8

- 1 Bucket seats in denim fabric
- 2 Chrome step bumper
- 3 Bumper guards and nerfing strips
- 4 Cruise control
- 5 Wrangler radial tire with chrome styled wheel
- 6 Cap for pickup box (dealer installed accessory)
- 7 Pickup box rails and sliding rear window
- 8 Electric winch

Colors, Trims and Tire Options

EXTERIOR COLORS

Standard Exterior Colors	Two-tone Option**	Special Models			
		Honcho		Laredo	
Available on all models except special models noted at right	Available on Custom and Base models only	Stripe Colors		Stripe Colors	
		Orange	Blue	Silver & Grey	Gold & Brown
Olympic White	na	■	■	na	■
Classic Black	White	■	■	■	na
Smoke Grey Metallic*	White or Black	na	■	na	na
Medium Teal Blue*	White or Navy Blue	na	■	na	na
Navy Blue*	White	■	■	■	na
Dark Green Metallic*	White	■	■	na	na
Cameo Tan*	White, Caramel or Alpaca Brown	■	na	na	■
Alpaca Brown Metallic	White or Dark Brown	■	na	na	na
Saxon Yellow	White	■	■	na	■
Caramel*	White	■	na	na	na
Dark Brown Metallic*	White	■	na	na	■
Cardinal Red*	White	■	na	na	na
Russet Metallic	White or Bordeaux	■	na	na	na
Bordeaux Metallic	White	■	na	■	na

*New color for 1980.

**Two-tone combinations—upper body and roof is always the primary color. The lower body is white or special color.

TIRE OPTIONS

Cruiser 78 (highway) H78 x 15B tubeless polyester blackwall (std.)

Suburbanite X-Grip (rain and snow) H78 x 15B tubeless blackwall or whitewall (opt.); H78 x 15B tubed blackwall; H78 x 15D tubed blackwall (opt.)

Custom Polysteel (radial) H78 x 15B tubeless steel belted radial whitewall (opt.)

All-Weather F-32 (radial ice and snow) H78 x 15C tubeless steel-belted radial whitewall (opt.)

Tiempo (radial) P225/75R x 15B tubeless steel-belted radial whitewall (opt.)

Tracker A/T (all-terrain) 10R x 15B outline white-letter tubeless (included on Honcho model)

Cushion Miler (highway) 8.75 x 16.5C blackwall tubeless (std. on J-20); 9.50 x 16.5D blackwall tubeless (opt.)

Custom X-Grip (off-road) 8.75 x 16.5C blackwall tubeless (opt.); 9.50 x 16.5D blackwall tubeless (opt.)

Wrangler (radial) 10R x 15B steel-belted outline white letter tubeless (included on Laredo model)





			
Olympic White	Classic Black	Smoke Grey Metallic	Medium Teal Blue
			
Navy Blue	Dark Green Metallic	Cameo Tan	Alpaca Brown Metallic
			
Saxon Yellow	Caramel	Dark Brown Metallic	Cardinal Red
			
Russet Metallic	Bordeaux Metallic		

INTERIOR SEAT TRIMS

Cara Vinyl—std. all models (with stripe on Laredo model)

		
Black	Blue	Beige

Sport Vinyl—opt. Custom model only

			
Black	Blue	Russet	Beige

Denim Fabric—opt. all models except Base and Laredo

		
Black	Blue	Beige

Cover J-10 Honcho
Inside cover J-10 Truck
Below (top) J-20 Truck
Below (bottom) J-20 Two-tone



Specifications

TRUCK STANDARD FEATURES

Exterior

- Bumper—front, bright aluminum
- Lights—head, parking, backup, tail and stop, directional signals (with lane changer feature), side safety markers and 4-way hazard flashers
- Mirror—outside (driver's side)
- Trim moldings—bright vent window, windshield
- Windshield—high-impact resistant glass

Interior

- Ashtray—front
- Armrests—left and right
- Cigar lighter
- Floor covering—color-keyed vinyl
- Gauges—oil, ammeter, temperature, fuel
- Glove box lock
- Mirror—30.5 cm inside day/night rearview
- Padded instrument panel
- Padded sun visors
- Seat—vinyl bench

Functional

- Air cleaner—cellulose-fiber
- Alternator—12-volt, 37-amp
- Battery—12-volt (55-380 cold crank)
- Brakes, service—self-adjusting with split hydraulic system and warning light
- Brakes, parking—foot-lever actuated with warning light; operates on rear wheels
- Coolant—permanent type (50/50 mixture)
- Electronic ignition system
- Exhaust system—single

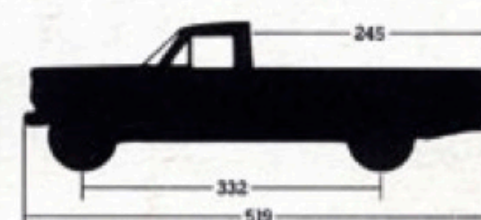
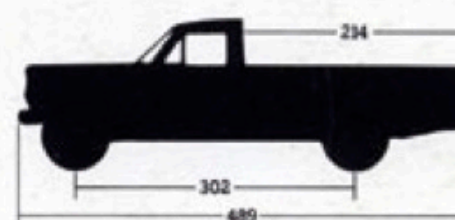
- Fuel filters—tank and in line at fuel pump
- Fuel tank skid plate
- Horns—dual
- Oil filter—full flow
- Shocks—front and rear
- Stabilizer bar—front
- Steering column—energy-absorbing and lockable
- Tools—screw-type jack, combined wheel wrench and jack handle
- Washers—electric and 2-speed electric wipers

TRUCK SPECIFICATIONS

Axle, front	Full floating open end;
	Gross axle weight rating: 1451 kg (J-10); 1588 kg (J-20)
rear	J-10—Semi floating, GAWR: 1451 kg; J-20—full floating, 3080 GVW: GAW rating 1805 kg; 3450 GVW: GAW rating 2132 kg; 3814 GVW: GAW rating 2495 kg
Brakes	Power disc front (30.5 cm for J-10; 31.8 for J-20) Rear drum (27.9 x 5.1 cm for J-10; 30.5 x 6.4 cm for J-20)
Clutch	11.0"/27.9 cm diameter
Engine	Standard—4.2 litre (258 CID) Six; 8.0:1 compression ratio overhead valve configuration Optional—5.9 litre (360 CID) V-8; 8.25:1 compression ratio, overhead valve configuration
Fuel tank	71.9 litres
Glass area	1.86 sq. m. total
Gross vehicle weight	2810 kg (J-10); 3080 kg (J-20); plus optional GVW ratings of 3450 and 3814 kg for J-20 Pickup
Springs, front	5 leaf 37.7 KiloNewtons/meter rate standard (J-10); 7 leaf 45.5 rate standard (J-20)
rear	5 leaf 28.9 KiloNewtons/meter rate standard for 302 cm wheelbase (J-10); 4 leaf 42.8 rate standard for 332 cm wheelbase (J-10); 2 leaf tapered 59.5 rate standard for J-20
Steering	Recirculating ball standard 24:1 ratio; Variable ratio power steering optional
Tires	Five, H78 x 15 black polyester Cruiser, tubeless on J-10, four 8.75-16.5 black polyester Cushion Miler R.V. on J-20
Transfer case	2-speed NP 208 with 2.62:1 low range gear reduction, opt. Quadra-Trac full-time 4-wheel drive with automatic
Transmission	Fully synchronized 4-speed floor shift (manual) standard; column-mounted automatic optional
Wheels	Five 38.1 cm x 15.2 cm 6-bolt, 14 cm circle are standard (J-10); 42 cm x 15.2 cm 8-bolt, 16.5 cm circle are standard on J-20

TRUCK DIMENSIONS

(Centimeters unless otherwise noted)



Exterior

Length	489
Wheelbase	302
Max. body width	200
Height	176/177*
Tread (front)	161/166*
(rear)	162/165*
Overhang (front/rear)	76/112
Min. ground clearance	20
Tailgate opening	145
Curb to curb turning diameter (meters)	12.37/12.56*

Interior

Head room	102
Leg room	105
Hip room	154
Shoulder room	148
Cargo floor length	214
Cargo box volume (m³)	1.93
Payload capacity (kg)	1107

*With wide-wheel option

	J-10 Short Wheelbase	J-10/20 Long Wheelbase
Length	489	519
Wheelbase	302	332
Max. body width	200	200
Height	176/177*	176/180
Tread (front)	161/166*	161/164
(rear)	162/165*	162/167
Overhang (front/rear)	76/112	76/112
Min. ground clearance	20	20/22
Tailgate opening	145	145
Curb to curb turning diameter (meters)	12.37/12.56*	13.56
Head room	102	102
Leg room	105	105
Hip room	154	154
Shoulder room	148	148
Cargo floor length	214	245
Cargo box volume (m³)	1.93	2.20
Payload capacity (kg)	1107	1044/1205*

This folder does not constitute an offer or commitment to sell. In order that product improvements may be made at any time, specifications and other data are subject to change without notice. Some of the Jeep Trucks shown and described in this brochure have optional equipment, available at extra cost. See your authorized Jeep dealer for prices and model availability for this optional equipment. In order to conform to local regulations, your Jeep® vehicle may differ slightly from those shown in this brochure.

Jeep®, Honcho, Laredo and Quadra-Trac® are trademarks of Jeep Corporation.
JEEP CORPORATION, 27777 Franklin Rd., Southfield, Michigan 48034 U.S.A.,
Telex No. 023-1255, Cable Code AMCENTRINT. 80-JT-2E. Litho in U.S.A.