

# Jeep® Gladiator

4-WHEEL DRIVE

# Camper Trucks



take the "rough" out of roughing it!



All-weather,  
All-terrain,  
All-year **Jeep**  
**Gladiator**  
with 4-Wheel Drive

'Jeep' Gladiator trucks are the only campers to offer all three:  
V-8 power, Turbo Hydra-Matic\* automatic transmission  
PLUS the greater safety of 'Jeep' 4-wheel drive!

With twice the traction of ordinary camping rigs, you go more safely over rain-wet highways and snowy roads . . . or cut off the road to back country places other camping buffs only see on a map. Traction at all four wheels even makes the going in hilly or mountainous regions safer and easier. Go with 'Jeep' 4-wheel drive and enjoy camping any time of year regardless of weather or terrain.

You get plenty of go-power with the Gladiator camper, too. Choose the 250 horsepower Vigilante V-8 (one of the biggest powerplants offered in any camper truck!) or the standard Hi-Torque 6 with 145 horses. And the Gladiator is the **only** 4wd rig to offer automatic transmission — famous Turbo Hydra-Matic\*. In fact, a whole range of deluxe camping features such as power steering, power brakes, bucket seats, and air conditioning are available.





Greater safety comes standard in the 'Jeep' Gladiator! In addition to twice the traction of ordinary campers, the 'Jeep' 4-wheel drive Gladiator features a package of safety equipment (itemized on pages six and seven) at no extra cost. After all, shouldn't you travel as safely in a truck as you do in your family car?

But tough as it is, the 'Jeep' Gladiator sets a precedent in camper truck styling—inside and out. Smooth lines that flow from grille to tailgate, interior luxuries, and an attractive Custom Cab option provide fashion features you'd expect only in a sedan. You can choose from a variety of body colors, trim colors, foam-padded standard or Custom bench seats or twin bucket seats with a fold-down center console . . . plus many comfort and convenience options.

Hardy and handsome 'Jeep' Gladiator Trucks are available in a wide variety of models to best suit your camper coach selection. Standard Gladiator trucks have 5,000, 6,000 or 7,000 pound gross vehicle weights. They are available with 120 or 126 inch wheelbases, seven- or eight-foot Townside or Thriftside pick-up boxes, or cab and chassis only for frame mounted coaches.

You can also get a dual rear wheel Gladiator truck with 8600 pound GVW and 120 or 126 inch wheelbase for frame-mounted campers.

For medium-weight camper coaches, select the Gladiator Camper Package that includes special features required by most camping buffs. Your 'Jeep' dealer can help you select the Gladiator model and proper truck components for your camper application. To assure maximum satisfaction and enjoyment with your rig, it is essential to consult your 'Jeep' dealer **before** buying a camper coach. See him soon . . .

**test drive an all-weather,  
all-terrain, all-year  
'Jeep' Gladiator with 4-wheel drive**





# Campers for 'Jeep' Gladiators

Pick-up body coaches answer the needs of many people who want a self-contained unit that doesn't require "setting up camp" . . . just find a suitable spot, set the brakes and turn off the ignition!

Mounted on a 4-wheel drive 'Jeep' Gladiator, camper coaches are extremely maneuverable and easier than trailers to handle over rugged country and in mountainous areas.

In addition, camper coaches need no special hitches or chains, and can be less expensive to buy than similarly-equipped trailers. And passengers can travel in the truck camper although this is not permitted with trailers.

Several types of coaches are illustrated in this brochure. Basically, campers are either the box-type, cab-over type or chassis-mounted type.

The box-type and cab-over type slide into the bed of the Gladiator truck and can be equipped with jacks for easy removal of the camping unit. This permits the truck to serve a dual function: as a portable camping home and as a weekday utility vehicle. Roofs on some of these camper coaches can also be hydraulically raised or lowered, offering substantial headroom when the camper is in use but less wind resistance

while travelling. Still another type telescopes horizontally for added living accommodations.

Chassis-mounted campers are, as the name implies, bolted directly to the Gladiator cab and chassis. While they provide more complete camping accommodations, they are not easily removable and therefore limit the use of the Gladiator truck to camping expeditions. However, since they are an integral part of the truck, chassis-mounted campers do have a lower center of gravity which provides somewhat better driving stability and handling ease.

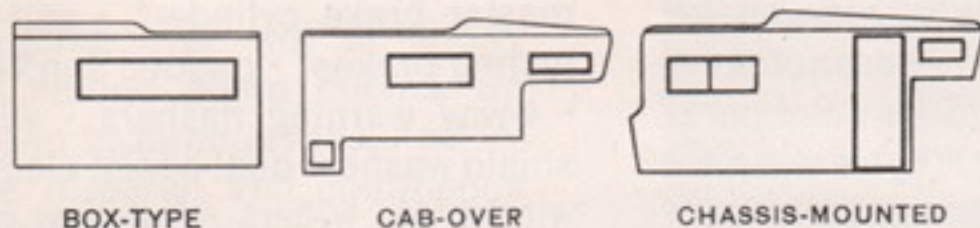
A fabric convertible camper, illustrated on the following page, is available from your 'Jeep' dealer. This unit can be equipped with cots to sleep two persons and with various other camping gear. The top can be folded down for access to the cargo area from either side.

Depending on their size, weight, center of gravity, and type of terrain or roads to be travelled, campers require various different truck suspension and drive line components. Let your 'Jeep' dealer help you match the coach of your choice with the proper 'Jeep' Gladiator and you'll enjoy more carefree camping fun.





## BASIC CAMPER STYLES



BOX-TYPE

CAB-OVER

CHASSIS-MOUNTED

**Box-type campers** are seven or eight feet in length and normally have sleeping berths for two persons. Kitchen facilities—including stove, sink, dinette, and ice box or refrigerator—can be provided.

**Cab-over campers** are ideal for families of three or four. These campers can be fully equipped with all the items noted above plus lavatory, double sink and kitchen oven. Cab-over campers are available in eight- to ten-foot lengths.

**Chassis-mounted coaches** are obviously the deluxe camper version. They can provide sleeping facilities for up to six persons and can be equipped with all the items noted above plus additional storage areas and a shower. Chassis-mounted coaches are available in many sizes up to twelve feet in length for Gladiator Trucks.



## 'Jeep' Camper Package

The 'Jeep' Gladiator Camper Package, available with the 126-inch wheelbase model with 6,000 pounds gross vehicle weight, offers all the advanced Gladiator Truck features **plus other features normally required by camping enthusiasts!**

Included in the package are heavy-duty tires and suspension, heavy-duty battery and alternator, power brakes, and big-area dual Western rear view mirrors. The Vigilante V-8—one of the biggest, most powerful V-8's available in any truck—is a desirable optional selection. The 'Jeep' Gladiator camper is the only truck to offer V-8 power, Turbo Hydra-Matic\* transmission and 4-wheel drive!

The specifications of the Gladiator Camper Package are noted on page 7. The Camper Package is designed to carry loads not exceeding 1,500 pounds. For heavier loads, consult your 'Jeep' dealer.

\*Trademark of General Motors Corporation



# 'Jeep' Gladiator Standard Safety Package

The 'Jeep' Gladiator with 4-wheel drive provides twice the traction, twice the safety of ordinary camper rigs. And as if 4-wheel drive wasn't enough, the Gladiator also includes the following safety features as **standard** equipment. Many of the items in this package are not offered with any other 2- or 4-wheel drive truck.

Seat belts • high-impact windshield • outside rear view mirror • split

master brake cylinder\* • self-adjusting brakes\* • padded sun visor • 4-way warning flashers • windshield washer • dual-speed electric windshield wipers • full-view rear window.

All of these features are in addition to standard 'Jeep' 4-wheel drive — the safest, most dependable ever built! With twice the traction of ordinary trucks, the 4-wheel drive Gladiator provides



All-vinyl foam-padded bucket seats are also available. They are full size seats (not just bucket "shells") and heavily bolstered to provide plush comfort for big men and petite ladies alike. The center seat can be folded up for access to a map case.



Turbo Hydra-Matic # automatic transmission is available and Gladiators are the only 4WD trucks to offer it! Here is fully automatic shifting through three forward speeds for easier going on or off the road. It's initial torque multiplication provides quicker acceleration than standard 3 or 4-speed transmissions.

## Custom Cab Option

### INTERIOR

Nylon-vinyl seats • Cigar lighter  
Dual sun visors • Door arm rests  
Color-keyed trim

### EXTERIOR

Stainless steel windshield, door window-frame and rear cab mouldings • Chrome grille  
Chrome front bumper • Custom Cab nameplate  
Chrome hubcaps on 5000 pound G.V.W. models



The Gladiator Truck provides up to 9½ inches ground clearance to pass safely over off-road obstacles . . . but you have an easy, low step into cab or coach. Compare this to other trucks that don't offer as much ground clearance but require you to step up about 2½ feet to get in!



New, improved transfer case linkage makes it easier than ever to shift in and out of 'Jeep' 4-wheel drive. The shift pattern is diagrammed on the knob and lights indicate when 4-wheel drive is engaged! And with a choice of two 4-wheel drive transfer case ratios, you get more power selections to suit all driving requirements.




safer going over wet or snowy roads, around sharp curves, up and down hazardous hills. And intensive research and continuous product improvement assure you that the latest-developed safety features are included in your new 'Jeep' Gladiator Camper! Shouldn't you travel as safely in a camper as you do in your family car?

\*Not available with 8600 lb. model trucks.



Foam-padded chair-high seats, functional instrument cluster, floor mat and standard headlining combine to provide an attractive appeal to the Gladiator's interior. For the deluxe appearance and comfort of many passenger cars, choose the Custom Cab option noted on the previous page.



Full steam ahead! Here's how we pack 250 horses into an economical powerplant for tough camping duties: Vigilante V-8. 327 cubic inch displacement, 340 lbs.-ft. torque. The standard Hi-Torque 6 develops 145 horsepower and features a seven-main bearing crankshaft. Both go great on regular gas!

## Condensed Specifications\*

	5000 lb. GVW	6000 lb. GVW	7000 lb. GVW	Camper Package† 6000 lb. GVW
<b>Axle Capacity (lbs.)</b>				
Front	3000	3000	3000	3000
Rear	3500	4500	5000	3500
<b>Engine</b>				
Standard	Hi-Torque 6	Hi-Torque 6	Hi-Torque 6	Vigilante V-8
Optional	Vigilante V-8	Vigilante V-8	Vigilante V-8	Recommended
<b>Spring Cap. (lbs. @ ground)</b>				
Front Standard	1510	1560	1670	1625
Front Optional	1575	1625	NA	NA
Rear Standard	1680	2045	2840	2830
Rear Optional	2800	2830	3520	NA
<b>Tires</b>				
Front	8.15 x 15/4	7.00 x 16/8	7.50 x 16/8	6.50 x 16/6
Rear	8.15 x 15/4	7.00 x 16/8	7.50 x 16/8	10.00 x 16.5/7
<b>Transmission</b>				
Standard	3-speed	3-speed	3-speed	3-speed
Optional	4-speed	4-speed	4-speed	4-speed
Optional	Turbo Hydra-Matic#	Turbo Hydra-Matic#	Turbo Hydra-Matic#	Turbo Hydra-Matic#

†Camper Package also includes power brakes, 40 amp. alternator, 70 amp./hr. battery, heavy-duty cooling, heavy-duty clutch, heavy-duty rear wheels, and dual Western outside rear view mirrors. The Vigilante V-8 engine is a desirable optional feature.

## General Recommendations\*

**ELECTRICAL**—Standard electrical components will normally be sufficient for most camping applications. When extra electrical accessories will be used, a battery and alternator with increased capacities should be considered.

**ENGINES**—The Vigilante V-8 engine is recommended for hauling cab-over campers, particularly in high altitude or mountainous regions. This high-performance option develops 250 horsepower at 4700 r.p.m. and 340 lbs./ft. of torque at 2600 r.p.m. The Vigilante V-8 has a displacement of 327 cubic inches and a compression ratio of 8.7 to one.

The Hi-Torque 6, standard with all Gladiator models, develops 145 horsepower at 4300 r.p.m. and 215 lbs./ft. of torque at 1600 r.p.m. It has an engine displacement of 232 cubic inches and a compression ratio of 8.5 to one.

**MAINTENANCE**—It is particularly important that the 'Jeep' Gladiator used with camper coaches be properly maintained, inspected and serviced as prescribed in your 'Jeep' owner's manual. Your 'Jeep' dealer has the proper equipment to perform vehicle servicing functions for you. He will be glad to help you maintain your Gladiator so your vehicle warranty is protected and your satisfaction and camper enjoyment are assured.

**MIRRORS**—Truck-type extension rear view mirrors are recommended for large profile camper coaches when visibility to the rear might be otherwise obscured. Mirrors are recommended for each side of your 'Jeep' Gladiator and may be installed by your 'Jeep' dealer.

**SUSPENSION**—In addition to the optional suspension components noted above, heavy-duty shock absorbers and helper springs are also available from your 'Jeep' dealer. The optional shock absorber has a 1 3/8 inch piston diameter and is particularly recommended for travelling over rough terrain with heavy camper coaches.

**TRANSMISSION**—The Turbo Hydra-Matic# automatic transmission is recommended for cab-over camper coaches, particularly for travelling in mountainous regions. In such instances, however, your Gladiator should also be equipped with the Vigilante V-8 engine.

Providing greater initial torque multiplication than is available with manual 3 and 4-speed transmissions, the Turbo Hydra-Matic# automatically upshifts and downshifts through three forward speeds. It's available with 4-wheel drive only in the 'Jeep' Gladiator!

Under most conditions, a heavy-duty clutch should be installed in 'Jeep' Gladiators equipped with manual transmissions.

## Power Team Combinations

(Axle ratios to one—standard ratio in bold, all others optional at no extra cost)

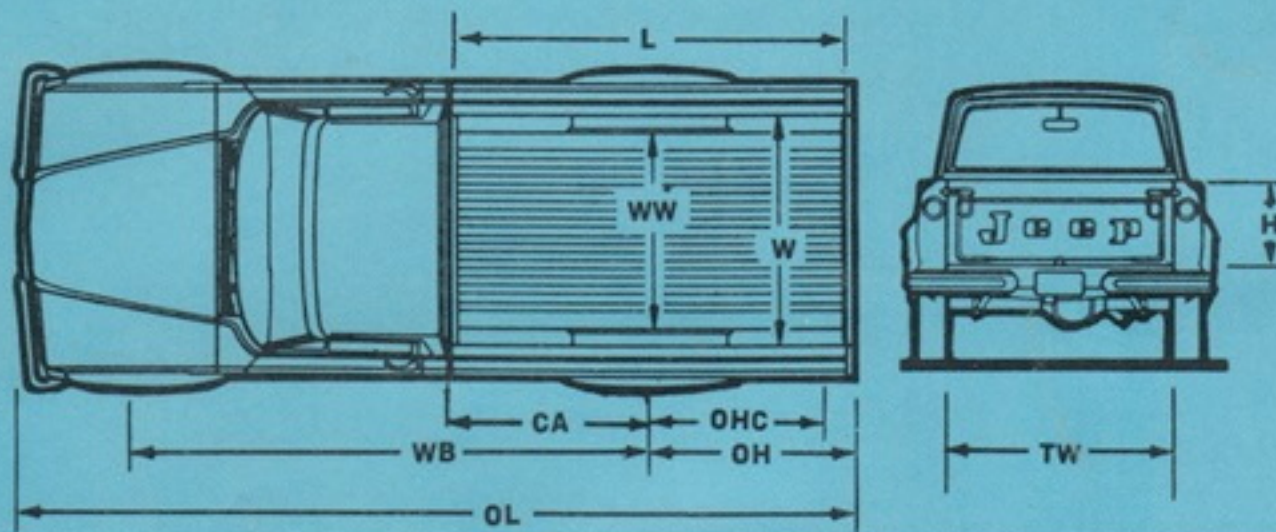
	Standard Transmission	Turbo Hydra-Matic# Transmission	4-Speed Transmission
<b>5000 Lb. G.V.W.</b>			
Hi-Torque 6	<b>4.27</b>	<b>4.27</b>	<b>4.27</b>
	4.88	4.88	4.88
Vigilante V-8	<b>3.92</b>	<b>3.54</b>	<b>3.92</b>
	4.27	3.92	4.27
<b>6000 Lb. G.V.W. (and Camper Package)</b>			
Hi-Torque 6	<b>4.27</b>	<b>4.27</b>	<b>4.27</b>
	4.88	4.88	4.88
Vigilante V-8	<b>4.09</b>	<b>4.09</b>	<b>4.09</b>
	4.27		4.27
<b>7000 Lb. G.V.W.</b>			
Hi-Torque 6	<b>4.88</b>	<b>4.27</b>	<b>4.88</b>
Vigilante V-8	<b>4.09</b>	<b>4.09</b>	<b>4.09</b>
	4.27		4.27

\*Specifications subject to change without notice. Requirements for camper coach service are not only contingent on the weight of the coach but also on the types of roads and terrain to be travelled. Each camper application, therefore, should be carefully considered, using this brochure as a guide. Your 'Jeep' dealer will also be glad to help you pick the proper truck components.

# Trademark of General Motors Corporation.



# Jeep® Gladiator Dimensions\*



(all dimensions in inches)	J-2000 Series	J-3000 Series
WB—Wheelbase	120.00	126.00
OL—Overall Length	188.56	200.56
CA—Cab to Axle	43.20	49.20
OHC—Rear Overhang (cab & chassis)	40.00	46.00
<b>Townside Pick-up Box</b>		
OH—Rear Overhang	45.08	51.08
L—Length at Floor	84.34	96.34
W—Width at Floor	71.00	71.00
WW—Width between Wheelhouses	50.10	50.10
TW—Tailgate Width	55.74	55.74
H—Side Height	20.20	20.20

# Jeep® Gladiator Weights\*

	5000 lb. GVW	6000 lb. GVW	7000 lb. GVW	Camper Package 6000 lb. GVW
<b>J-2000 Series—120 In. Wheelbase</b>				
Cab & Chassis Payload (lbs.)	1757	2616	3529	NA
Payload (lbs.) pick-up box	1354	2213	3126	NA
<b>J-3000 Series—126 In. Wheelbase</b>				
Cab & Chassis Payload (lbs.)	1733	2595	3508	2433
Payload (lbs.) pick-up box	1305	2163	3080	2003

In addition, the weights of various optional equipment items must also be subtracted from the figures above to arrive at net payload. For instance, the weights of the Vigilante V-8 engine is 162 pounds, and of the Turbo Hydra-Matic® transmission is 87 pounds.

## Pick the options to suit your needs and pleasures!

Vigilante V-8 engine • Heavy-duty alternator • Heavy-duty battery • Power brakes • Power steering • Drive line brake (standard with 8600-lb. models) • Rear Powr-Lok differential • Winches • Power Take-offs • Heater and defroster • Parking brake light indicator • 4-Speed transmission (standard with 8600-lb. models) • Turbo-Hydra-Matic® transmission (not available with 8600-lb. models) • Chrome grille • Chrome front bumper • Air conditioning • Spare wheel lock • Door arm rests • Glove box lock • Cigar lighter • Passenger sun visor • Dual horns • Deluxe horn ring • Step bumper • Heavy-duty cooling • Bucket seats.

\*Specifications subject to change without notice. For additional information on Gladiator Trucks, ask your 'Jeep' dealer for the 'Jeep' Gladiator brochure. For information on towing recreation trailers, ask your dealer for the 'Jeep' Trailer Towing brochure.

This brochure does not constitute an offer or commitment to sell. Orders for vehicles and other items are subject to acceptance by KAISER Jeep CORPORATION, and authorized 'Jeep' dealers and distributors.

® Trademark of General Motors Corporation.

FROM:

TO:

# Jeep®

Distributed By:

KAISER Jeep SALES CORPORATION • TOLEDO, OHIO

KAISER Jeep INTERNATIONAL CORPORATION • OAKLAND, CALIFORNIA

KAISER Jeep OF CANADA LTD. • WINDSOR, ONTARIO AND OTHER AUTHORIZED DISTRIBUTORS

**KAISER Jeep CORPORATION**

TOLEDO, OHIO • WORLD'S LARGEST AND MOST EXPERIENCED MANUFACTURER OF 4-WHEEL DRIVE VEHICLES

'JEEP' is the trademark of KAISER Jeep CORPORATION. Registered in the United States and throughout the Free World.

LITHO IN U.S.A.