

Jeep®

240 Bath Road, Slough, Berkshire, SL1 4DX
www.jeep.co.uk

Jeep is a registered trademark of and this brochure is a publication of Chrysler Group LLC. All product illustrations and specifications are based upon current information at the time of publication approval. Chrysler Group LLC reserves the right to make changes from time to time, without notice or obligation, in prices, specifications, colours, materials and to change or discontinue models, which are considered necessary to the purpose of product improvement or for reasons of design and/or marketing. Jeep®, the Jeep, grille, Wrangler, AutoStick, Sentry Key and Uconnect are registered trademarks of Chrysler Group LLC. Alpine and the Alpine logo are registered trademarks of Alpine Electronics, Inc. All rights reserved. Bluetooth is a registered trademark of Bluetooth SIG. Be sure to follow all instructions in the Owner's Manual for removal of top, doors and lowering of the windscreen. Driving with doors off and windscreen down is for off-road use only.

Fuel consumption figures are strictly generated in accordance with Testing Directive 93/116/EC; they are designed to maintain strict comparability and may not be fully representative of real life driving. For further information, please visit www.vca.gov.uk

All models and photography are for illustration purposes only.


Jeep Marketing: JWRMY13 Published February 2013

13C6JWROE1428 (7M) Printed in Europe.

Jeep is a registered trademark of Chrysler Group LLC.

W R A N G L E R





Capability without
compromise. Begin
your journey of exploration
with Wrangler. An enduring
story of adventure for
more than 70 years.

IT'S A WIDE OPEN WORLD WITH JEEP® WRANGLER



» WRANGLER HAS MEANT FREEDOM FOR MORE THAN 70 YEARS. TODAY'S WRANGLER OFFERS EVEN MORE OPPORTUNITIES TO CONNECT WITH THE WORLD FROM THE GROUND UP. CLIMB IN AND EXPLORE FROM A NEW POINT OF VIEW.

Removable doors and wing mirrors for off-road use only.





FUN TO DRIVE

Jeep® Wrangler is made for civilised adventures. It expands your life by putting you closer to the world with open-air freedom. Inside, its refinement helps to make every trip comfortably fun with newly designed seating and superior features. Remove the doors, fold down the windscreen,* open the top, and feel the rush of wind in your hair.

*A note about this brochure. All disclaimers can be found to the rear. Model shown is a Wrangler in Commando green.



Freedom opens up a
world of possibilities...
to thrive, to dream, and to
become one with the power within
Wrangler, letting you reach
new heights.



HEAD OUT WITH THE PROPER LAYERS

FROM DEEP WITHIN ITS CORE, WRANGLER CONFIDENTLY
SERVES YOUR QUEST TO EXPLORE. AHEAD LIES OPEN-AIR
FREEDOM, LEADING YOUR CALL TO FREEDOM. WELCOME
TO THE ULTIMATE FORMULA FOR CAPABILITY COMBINED
WITH FULL ON FUN.

2.8 CRD ENGINE. This impressive 2.8 DOHC 16-valve 4-cylinder Common-Rail Diesel (CRD) engine pumps out 197 BHP at 3600 rpm and 460 Nm of torque at 1600 rpm.

THE RUBICON SWAY BAR DISCONNECT. Throw a switch to drop and compress the front wheels up to 22 percent further than normal.

ROCK-TRAC® TRANSFER CASE. Rubicon Shift-on-the-fly capability with 4:1 low-gear ratio offers superb rock crawling capability.



SKID PLATES. Standard protection in the form of steel plates help keep Wrangler's underbody safe from rocks and debris.

Rubicon is available on Special Order only.

WHAT'S INSIDE. A new front seat design gives more cushioning where it's needed most. Overland's leather trim throughout adds even more style. A new Alpine® sound system provides a premium audio experience. A new auto-dimming interior mirror adds convenience. Every Wrangler arrives with drain plugs so you can help keep it fresh and ready for whatever comes next.

THE LURE OF THE OPEN AIR. Choose the way you want to meet the sky. The optional Sunrider® Soft Top (part of the Dual Top option) utilises special three-ply material that's quiet, watertight, and easy to fold away. The Standard Freedom Top® Hard-top is strong and secure, and is body-coloured on the Wrangler Overland. A three-piece modular design lets you bring in the sun as you see fit. Standard removable full-framed doors and fold-down windscreen all mean that every Wrangler arrives ready to reveal a new point of view.



Finely forged details
blend form with function.
From robust bonnet latches and
bolted door hinges, fine stitching and
a heritage-stamped grab
handle, Jeep® Wrangler
defines the details.

THE SMALLEST
DESIGN CUE RECEIVES
A LARGE AMOUNT
OF ENGINEERED
ATTENTION. SO THE
SHORTEST JOURNEY
IS AS JAM-PACKED
WITH PLEASURE AS
THE LONGEST CROSS-
COUNTRY TREK. THE
JEEP® SEVEN SLOT
GRILLE IS JUST
AS ICONIC AS EVER.



THE PURSUIT OF FREEDOM



*Rubicon is available via the Special Order Programme
Model shown is a Wrangler Rubicon in Billet Metallic.




EPIC WAVES

IMMERSE YOURSELF IN YOUR MUSIC WITH WRANGLER'S NEW, STANDARD ALPINE® PREMIUM SOUND SYSTEM.

Wrangler delivers sound with crisp quality thanks to its premium Alpine® audio system that surrounds you with 7 speakers and 368 watts.

IDEAL LOCATION. The all-new standard seven speaker premium Alpine® audio system recreates a realistic sound stage experience by utilising a high-powered, eight-channel, 368-watt amplifier, two tweeters, and four 6.5-inch speakers – two located in the overhead sound bar. Alpine® is known for offering outstanding tonal balance and definition. Welcome to a new wave in car sound engineering.





FIVE PERFORMANCE CATEGORIES are designed to prove every Jeep® vehicle's trail and road ready capability.

» **TRACTION.** Trail-ready traction helps you maintain controlled forward motion on snowy backroads and icy bridges. Climb steep sand dunes and master muddy tracks. Wrangler has the traction within to master all driving conditions you face.

» **ARTICULATION.** Wrangler's suspension systems enhance on- and off-road performance by maximising flexibility, axle articulation, and wheel travel. The articulation standard indicates that when one or more wheels are elevated, the Jeep® 4x4 system helps the others stay on the ground longer to keep you moving.

» **MANOEUVRABILITY.** Every Wrangler is born with the athletic ability to navigate narrow gaps, get through tricky situations, and avoid cosmetic damage to underbody sills, thanks to precision steering and optimised wheelbases.

» **GROUND CLEARANCE.** Set off knowing that your trail-ready Wrangler has optimised approach, departure, and breakover angles designed to clear logs, rocks, and uneven ground. Your Wrangler offers forged skid plates and undercarriage protection for total under body cover.

» **WATER FORDING.** Traverse that stream with confidence, thanks to additional electrical and body seals, plus a high air-intake location. Wrangler has the capability to safely manage in up to 508 mm of water. Always inspect all waterways before proceeding, just to make sure there are no unforeseen pitfalls.



The trail-ready Jeep® Wrangler helps protect you from the world and its worries. On or off road, Wrangler works to safely get you through the challenges Mother Nature puts before you.



RAISE THE ROOF

FREEDOM TOP® HARDTOP. A standard three-piece modular hardtop allows sun-exposure control by separating into three pieces. Get the maximum effect of monochromatic colour on your Wrangler Overland with matching body-coloured roof and wheel arches.

LET IN SOME SUN, EVEN WHEN IT'S COOL. Remove the two front panels of your Freedom Top hardtop® and enjoy welcome warmth — from the sun as well as from the available heated leather-trimmed or cloth front-row seats. Controls for heated seats are conveniently located on the dash for easy access.

FIRST-CLASS INTERIOR. Reach out and enjoy Wrangler's soft-touch interior. Heated power wing mirrors help keep your vision clear. A new Electrochromatic Rearview Mirror with LED map lights helps to bring more into focus. The steering wheel places speed control, audio, and standard Electronic Vehicle Information Centre (EVIC) control settings at your fingertips. Wrangler offers enough room for you and four friends to go where you want to go.



Secure all cargo correctly.



Secure all cargo correctly.



NOTHING OVERLOOKED

BE SEATED. Wrangler features redesigned seats and fabrics. There's more cushioning for added support and the seat belt release is relocated in the top of the rear seat, making access easier.

IDEAL VANTAGE POINT. Wrangler provides a high seating position for clear views of the road ahead.

WEATHER-RESISTANT SURFACES AND WASH-OUT INTERIOR. Wrangler is designed for all-out fun. When the interior gets dirty, just like your favourite canine, Wrangler loves a hose down. Go out and have some good, dirty fun, then grab the hose, remove your Wrangler's drain plugs, rinse and repeat.

STASH YOUR STUFF. Lock your valuables in the large centre console storage compartment. Storage nets in all doors keep important items within reach. It's all about having what you need safely and securely to hand.

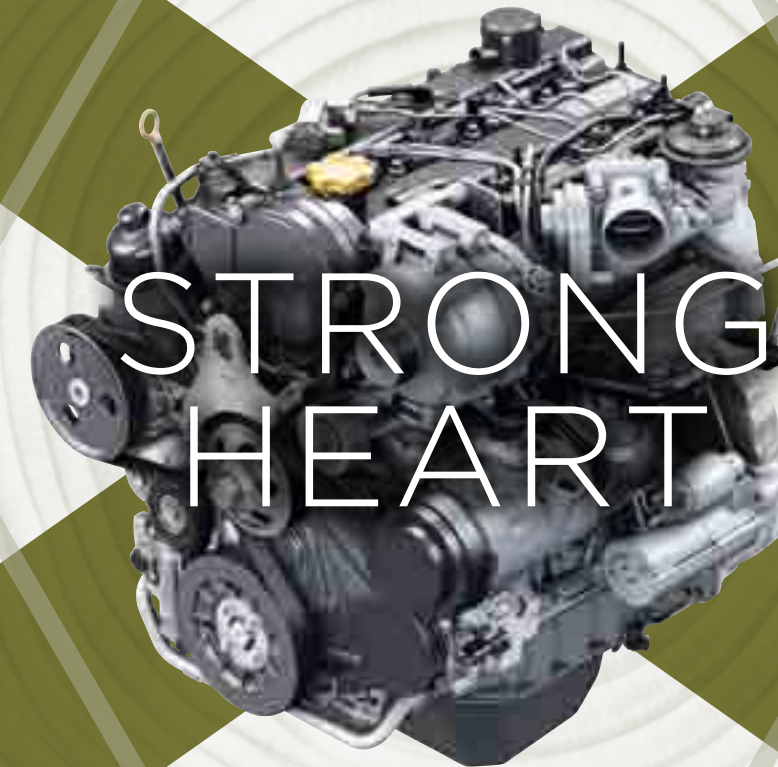


*Refer to specification for available UK colours

2.8 CRD DIESEL ENGINE



THE PENTASTAR® 3.6 V6 ENGINE WITH VARIABLE VALVE TIMING (VVT).
On special order and delivering the power to match Wrangler's legendary brawn, this efficient powerhouse boasts 280 BHP with 347 Nm of torque, is cast from lightweight aluminium, and sips regular unleaded petrol.



NEW AUTOMATIC TRANSMISSION WITH AUTOSTICK. Gain out-of-the-blocks performance, exceptional efficiency and out-of-the-gate performance. An aggressive first gear ratio offers ample launch power without compromising economy. Electronically controlled engine torque helps you move smoothly through every gear. The new AutoStick feature offers you selectable control to manually change gears.

This impressive 2.8 DOHC 16-valve 4-cylinder Common-Rail Diesel (CRD) engine pumps out 197 BHP at 3600 rpm and 460 Nm of torque at 1600 rpm.





Catch some air, soak up the sun, and live the Jeep® life in every way. There's nothing like the go anywhere freedom you'll find with Jeep® Wrangler.



INTERACTION

UCONNECT® MULTIMEDIA BRINGS A RANGE OF COMMUNICATION AND ENTERTAINMENT SERVICES STRAIGHT INTO YOUR VEHICLE, ALL BUNDLED TOGETHER WITHIN A UCONNECT MEDIA CENTRE.



» **ENTERTAINMENT.** Manage all of your media. You'll have several ways to access audio. Get the sound going via CDs/DVDs, MP3s, remote USB port, auxiliary input jack, hard disc storage, Voice Command, and Bluetooth® streaming audio.

» **PHONE.** Uconnect® Phone is the in-vehicle voice-activated communication system that allows you to talk on your Bluetooth® compatible phone virtually hands-free. This clever system is also smart enough to synchronise with your Bluetooth® compatible phone's contact list — up to 1000 entries — every time you get into your vehicle.

» **NAVIGATION.** The available turn-by-turn Satellite Navigation System, featuring touchscreen and voice activated control, can locate nearby restaurants, shopping centres, hospitals or points of local interest. The system also provides updated traffic reports, road closures and accident information.

» **VOICE COMMAND.** It simplifies driving by letting you keep your eyes on the road and your hands on the wheel. Use your voice to select radio stations, and to make calls.

ADVANCED MULTISTAGE FRONT AIR BAGS. Almost instantaneous occupant protection that matches air bag output to crash severity.

ENHANCED ACCIDENT RESPONSE SYSTEM (EARS). This system makes it easier for emergency services to see and reach occupants in the event of an accident by turning on interior lighting, hazard warning lamps, and unlocking doors after air bag deployment. It also shuts off the flow of fuel to the engine.

TYRE PRESSURE MONITORING SYSTEMS. Built-in sensors continuously monitor the air pressure in the tyres and will immediately notify you when any level drops below the acceptable minimum.

HILL START ASSIST (HSA) AND HILL DESCENT CONTROL (HDC). HSA works to prevent Wrangler from rolling when starting on an up- or downhill gradient. It holds the vehicle stationary for two seconds after your foot is removed from the brake pedal, allowing time to apply the throttle. HDC is packaged with the 5-speed automatic transmission and diligently works to help Wrangler navigate steep declines at a steady and consistent speed.

ELECTRONIC STABILITY CONTROL (ESC). An advanced system designed to assist you in maintaining control of the vehicle at all times. It utilises hydraulic Brake Assist, traction control, and Electronic Roll Mitigation (ERM), and constantly monitors your input against the vehicle's actual course. If needed, ESC automatically brakes and/or reduces engine torque. Meanwhile, ERM estimates the potential for wheel lift, reducing engine power and applying brakes if needed. ESC has three modes: Full-On, Partial-On, which shuts off traction control, and Full-Off, which is ideal for off-road driving.

SENTRY KEY® ENGINE IMMOBILISER. A unique embedded key code matched to your vehicle alone helps keep your Wrangler safely where it belongs.

ENERGY-ABSORBING FRONT RAIL EXTENSIONS. Collapsible, hydroformed front rail tips offer low-speed protection and can be serviced after impact events of up to 8 MPH.

HALOGEN HEADLAMPS AND FOG LAMPS. These bright sources of light improve down-road visibility at night or during inclement weather.

HEATED POWER WING MIRRORS. Melt snow and ice off your wing mirrors as you warm up your interior. To keep your mirrors free as you drive.



ADVANCE & CONQUER

» **CARGO ROOM.** Wrangler four door boasts 935 Litres of cargo space when the rear seats are down.

» **DRIVER-SIDE CUBBY.** You'll appreciate driver-side door storage for smaller items.

» **LOCKABLE CENTRE CONSOLE STORAGE.** With open-air freedom comes a secure place to store your goods. A lift-out tray helps things stay organised. Underneath, there's plenty of room to put CDs, a camera, an MP3 player, and other fun or functional items.

» **GLOVE COMPARTMENT.** A lockable glovebox provides added security for storing valuables.

» **REAR CARGO MAT AND STORAGE.** A reversible cargo mat protects your carpet, while a storage compartment beneath Wrangler's rear floor helps keep valuables secure. It features a lift-out tray with convenient storage for door and hardtop bolts.



PACK IT IN

Secure all cargo correctly.



The right mix of standard capability and comfort, Sahara® 2 door and Sahara 4 door arrive looking the part with tubular side steps and body-colour wheel arches. Sahara arrives perfectly configured with a robust list of standard options.

STANDARD EQUIPMENT

- > Black freedom top 3-piece modular hardtop
- > Full metal doors with roll-up windows
- > 17" Alloy wheels
- > Body-colour wheel arches
- > Tubular side steps
- > Auto-dimming rearview mirror with reading lamps
- > Transfer case skid plate shield
- > Front & rear fog lamps
- > Cloth seats with adjustable head restraints
- > Leather-wrapped steering wheel
- > Bright interior accents
- > Easy access driver seat (2dr only)
- > Rear folding seat (2dr only)
- > Front floor mats
- > Cargo compartment floor mat
- > Climate control
- > Power convenience group
- > Keyless entry with immobiliser
- > Power heated mirrors
- > Power locks
- > Power windows, front one touch down
- > Storage tray
- > Tyre pressure monitoring display
- > Electronic Stability Control (ESC)
- > Spare wheel cover
- > Sentry key® theft deterrent system
- > Spare wheel - full size
- > Cruise control
- > Trip computer
- > Automatic headlamps
- > Command-trac shift-on-the-fly 4wd
- > Hill descent control
- > Hill start assist
- > 3.21 rear axle ratio (diesel versions)
- > Uconnect® phone with voice command
- > Premium audio (Alpine®) system with subwoofer
- > Steering wheel mounted audio controls



The Overland gives you all the Wrangler capability you want with a touch of luxury. Available in two-door or the four-door option with a body-coloured freedom hardtop, 18" alloy wheels, leather trimmed seats and deep-tint sunscreen glass as standard.

STANDARD EQUIPMENT, IN ADDITION TO SAHARA

- > Deep-tint sunscreen glass
- > Body-coloured hardtop
- > 18" polished Alloy wheels
- > Leather trimmed upholstery
- > Heated front seats
- > Media centre including Uconnect®, USB connectivity & 6.5" colour touchscreen satellite navigation





RUBICON®

Rubicon® 2-door and 4-door are factory-built warriors born to conquer the gruelling Rubicon Trail, right out of the box. This Wrangler is made for those who truly want to experience four-wheel-drive freedom at its finest.

STANDARD EQUIPMENT, IN ADDITION TO SAHARA

- > 17" Alloy wheels - polished mineral grey
- > Rock rails
- > Rubicon mats
- > Front sway bar - disconnectable
- > Rock-trac with 4.1 rear axle ratio
- > Next generation dana 44 HD front axle
- > Tru-lok® differentials
- > Wheel arch flares - accent colour

Rubicon only available through the special order programme.





JEEP[®]
WRANGLER
LOVES
COMPANY

CORE LINE-UP
TECHNICAL SPECIFICATION

ENGINE	WRANGLER 2DR SAHARA 2.8 CRD AUTO		WRANGLER 2DR OVERLAND 2.8 CRD AUTO		WRANGLER 4DR SAHARA 2.8 CRD AUTO/ AXLE+		WRANGLER 4DR OVERLAND 2.8 CRD AUTO / AXLE+	
4 CYLINDERS IN LINE								
CUBIC CAPACITY (CC)	2776		2776		2776		2776	
VALVES	16		16		16		16	
BORE X STROKE (MM)	94.0 x 100.0		94.0 x 100.0		94.0 x 100.0		94.0 x 100.0	
COMPRESSION RATIO	16.5 :1		16.5 :1		16.5 :1		16.5 :1	
FUEL TYPE	DIESEL							
FUEL SYSTEM	DIRECT INJECTION, COMMON RAIL, 26,000 PSI							
MAX. POWER - KW (BHP) @ RPM	147 (197) @ 3600		147 (197) @ 3600		147 (197) @ 3600		147 (197) @ 3600	
MAX. TORQUE - NM @ RPM	460 @ 1600		460 @ 1600		460 @ 1600		460 @ 1600	
5 SPEED AUTOMATIC								
LIVE AXLE, LEADING ARMS, TRACK BAR, COIL SPRINGS, STABILISER BAR, AND HIGH PRESSURE GAS CHARGED SHOCK ABSORBERS								
LIVE AXLE, LEADING ARMS, TRACK BAR, COIL SPRINGS, STABILISER BAR, AND HIGH PRESSURE GAS CHARGED SHOCK ABSORBERS								
POWER RECIRCULATING BALL WITH CROSS - CAR LINKAGE AND DAMPER								
OVERALL RATIO	16.7 : 1		16.7 : 1		14.7 : 1		14.7 : 1	
STEERING TURNS (LOCK TO LOCK)	3.5		3.5		3.1		3.1	
TURNING CIRCLE (KERB TO KERB IN METRES)	10.36		10.36		12.25		12.25	
VENTED DISC WITH 66mm SINGLE - PISTON FLOATING CALIPER								
SOLID DISC WITH 48mm SINGLE - PISTON FLOATING CALIPER								
HEIGHT - MAX. (MM)	1840		1840		1840		1840	
LENGTH (MM)	4223		4223		4751		4751	
WIDTH (MM)	1873		1873		1877		1877	
WHEELBASE (MM)	2424		2424		2947		2947	
TRACK FRONT/REAR (MM)	1572 / 1572		1572 / 1572		1572 / 1572		1572 / 1572	
CommandTrac®								
RUNNING GROUND CLEARANCE - FRONT / REAR (MM)	230 / 223		230 / 223		228 / 220		228 / 220	
APPROACH / DEPARTURE / BREAKOVER ANGLE (DEGREES)	35 / 28 / 22		35 / 28 / 22		35 / 28 / 18		35 / 28 / 18	
MAX WADING DEPTH (MM)	482.6 @ 8 KPH		482.6 @ 8 KPH		482.6 @ 8 KPH		482.6 @ 8 KPH	
LOW RANGE	2.72 : 1		2.72 : 1		2.72 : 1		2.72 : 1	
AXLE RATIO (STANDARD AXLE / OPTIONAL AXLE)	3.21		3.21		3.21 / 3.73		3.21 / 3.73	
2075								
2506								
431								
1000								
450								
66.6								
142								
430								
10.6								
107								
34.9 (8.1)								
39.8 (7.1)								
29.1 (9.7)								
EURO 5								
213								
74								

SPECIAL ORDER PROGRAMME
TECHNICAL SPECIFICATION

SPECIAL ORDER PROGRAMME		WRANGLER 2DR 3.6 V6 SAHARA AUTO	WRANGLER 2DR 3.6 V6 OVERLAND AUTO	WRANGLER 4DR 3.6 V6 SAHARA AUTO	WRANGLER 4DR 3.6 V6 OVERLAND AUTO	WRANGLER 2DR 3.6 V6 RUBICON AUTO	WRANGLER 4DR 3.6 V6 RUBICON AUTO
TECHNICAL SPECIFICATION							
ENGINE							
CONFIGURATION	V6						
CUBIC CAPACITY (CC)	3604	3604	3604	3604	3604	3604	
VALVES	24	24	24	24	24	24	
BORE X STROKE (MM)	96.0 x 83.0	96.0 x 83.0	96.0 x 83.0	96.0 x 83.0	96.0 x 83.0	96.0 x 83.0	
COMPRESSION RATIO	10.2 : 1	10.2 : 1	10.2 : 1	10.2 : 1	10.2 : 1	10.2 : 1	
FUEL TYPE	PETROL						
FUEL SYSTEM	PORT FUEL INJECTED						
MAX. POWER - KW (BHP) @ RPM	209 (280) @ 6350	209 (280) @ 6350	209 (280) @ 6350	209 (280) @ 6350	209 (280) @ 6350	209 (280) @ 6350	
MAX. TORQUE - NM @ RPM	347 @ 4300	347 @ 4300	347 @ 4300	347 @ 4300	347 @ 4300	347 @ 4300	
TRANSMISSION							
GEARBOX	5 SPEED AUTOMATIC				5 SPEED AUTO		5 SPEED AUTO
SUSPENSION							
FRONT	LIVE AXLE, LEADING ARMS, TRACK BAR, COIL SPRINGS, STABILISER BAR, AND HIGH PRESSURE GAS CHARGED SHOCK ABSORBERS						
REAR	LIVE AXLE, LEADING ARMS, TRACK BAR, COIL SPRINGS, STABILISER BAR, AND HIGH PRESSURE GAS CHARGED SHOCK ABSORBERS						
STEERING							
TYPE	POWER RECIRCULATING BALL WITH CROSS - CAR LINKAGE AND DAMPER						
OVERALL RATIO	16.7 : 1	16.7 : 1	14.7 : 1	14.7 : 1	16.7 : 1	14.7 : 1	
STEERING TURNS (LOCK TO LOCK)	3.5	3.5	3.1	3.1	3.5	3.1	
TURNING CIRCLE (KERB TO KERB IN METRES)	10.36	10.36	12.25	12.25	10.36	12.25	
BRAKES							
FRONT	VENTED DISC WITH 66mm SINGLE - PISTON FLOATING CALIPER						
REAR	SOLID DISC WITH 48mm SINGLE - PISTON FLOATING CALIPER						
DIMENSIONS							
HEIGHT - MAX. (MM)	1840	1840	1840	1840	1840	1840	
LENGTH (MM)	4223	4223	4751	4751	4223	4751	
WIDTH (MM)	1873	1873	1877	1877	1873	1877	
WHEELBASE (MM)	2424	2424	2947	2947	2424	2947	
TRACK FRONT/REAR (MM)	1572 / 1572	1572 / 1572	1572 / 1572	1572 / 1572	1572 / 1572	1572 / 1572	
4 X 4 CAPABILITY							
SYSTEM	CommandTrac®						
RUNNING GROUND CLEARANCE - FRONT / REAR (MM)	230 / 223	230 / 223	228 / 220	228 / 220	230 / 223	228 / 220	
APPROACH / DEPARTURE / BREAKOVER ANGLE (DEGREES)	35 / 28 / 22	35 / 28 / 22	35 / 28 / 18	35 / 28 / 18	35 / 28 / 22	35 / 28 / 18	
MAX WADING DEPTH (MM)	482.6 @ 8 KPH	482.6 @ 8 KPH	482.6 @ 8 KPH	482.6 @ 8 KPH	482.6 @ 8 KPH	482.6 @ 8 KPH	
LOW RANGE	2.72 : 1	2.72 : 1	2.72 : 1	2.72 : 1	4.0 : 1	4.0 : 1	
AXLE RATIO (STANDARD AXLE / OPTIONAL AXLE)	3.73	3.73	3.73	3.73	4.1	4.1	
WEIGHTS & CAPACITIES							
KERB WEIGHT MAX. (KG)	2125	2125	2125	2125	1996	2125	
GROSS VEHICLE WEIGHT (KG)	2268	2268	2540	2540	2268	2540	
MAX. PAYLOAD (KG)	431	431	332	332	431	332	
MAX TOWING WEIGHT - BRAKED TRAILER (KG) (STANDARD AXLE / OPTIONAL AXLE)	1000	1000	2000	2000	1000	2000	
MAX TOWING WEIGHT - UNBRAKED TRAILER (KG) (STANDARD AXLE / OPTIONAL AXLE)	750	750	750	750	750	750	
FUEL TANK CAPACITY (LTR)	70.4	70.4	85	85	70.4	85	
CARGO VOLUME - SEATS UP (LTR)	142	142	498	498	142	498	
CARGO VOLUME - SEATS DOWN (LTR)	430	430	935	935	430	935	
PERFORMANCE							
0-62 MPH (SECS)	8.1	8.1	8.9	8.9	8.1	8.9	
MAX. SPEED (MPH)	112	112	112	112	112	112	
FUEL CONSUMPTION							
EC COMBINED MPG (L/100KM) (STANDARD AXLE)	25.0	25.0	24.1	24.1	24.4	23.7	
EC EXTRA URBAN MPG (L/100KM) (STANDARD AXLE)	32.1	32.1	30.7	30.7	30.7	29.7	
EC URBAN MPG (L/100KM) (STANDARD AXLE)	18.1	18.1	17.5	17.5	17.9	17.7	
EMISSIONS							
EU EMISSIONS STANDARD	EURO 5						
CO2 (G/KM) (STANDARD AXLE / OPTIONAL AXLE)	263	263	273	273	270	273	
DRIVE BY (DB)	72	72	72	72	72	72	

VEHICLE EQUIPMENT	SAHARA	OVERLAND	RUBICON
AUDIO AND NAVIGATION			
MEDIA CENTRE INCLUDING UCONNECT, USB CONNECTIVITY & 6.5" COLOUR TOUCHSCREEN SATELLITE NAVIGATION	◦	◦	◦
UCONNECT PHONE WITH VOICE COMMAND	•	•	◦
PREMIUM ALPINE* AUDIO SYSTEM WITH SUBWOOFER	•	•	•
STEERING WHEEL MOUNTED AUDIO CONTROLS	•	•	•
REMOTE USB PORT	•	•	•
AM/FM RADIO WITH RDS/EON AND SINGLE DISC CD PLAYER	•	•	•
EXTERIOR			
METALLIC PAINT	◦	◦	◦
CLEARCOAT PAINT	◦	◦	◦
PEARLESCENT PAINT	◦	◦	◦
FRONT WINDSCREEN WIPERS - VARIABLE + INTERMITTENT	•	•	•
TRIM			
FRONT BUMPER - BLACK	•	•	•
REAR BUMPER - BLACK	•		•
GRILLE - BODY COLOUR	•	•	•
WHEEL ARCH FLARES - ACCENT COLOUR	-	-	•
WHEEL ARCH FLARES - BODY COLOUR	•	•	-
FULL METAL DOORS WITH ROLL-UP WINDOWS	•	•	•
ROCK RAILS	-	-	•
OUTSIDE TYRE CARRIER	•	•	•
TUBULAR SIDE STEPS	•	•	-
MIRRORS			
POWER HEATED MIRRORS	•	•	•
GLAZING			
FRONT DOOR TINTED GLASS	•	•	•
TINTED WINDSCREEN GLASS	•	•	•
DEEP-TINT SUNSCREEN GLASS	-	•	◦
LIGHTING			
AUTOMATIC HEADLAMPS	•	•	•
REAR FOG LAMPS	•	•	•
FRONT FOG LAMPS	•	•	•
ROOFS			
BLACK DUAL TOP (BLACK FREEDOM TOP + BLACK SUNRIDER SOFT TOP)	◦	-	◦
OVERLAND DUAL TOP (BODY COLOURED FREEDOM TOP + BLACK SUNROOF SOFT TOP)	-	◦	-
BODY-COLOURED FREEDOM TOP 3-PIECE MODULAR HARD TOP	-	•	-
BLACK FREEDOM TOP 3-PIECE MODULAR HARD TOP	•	-	•
INTERIOR			
FUNCTIONALITY			
AIR CONDITIONING WITH AUTOMATIC TEMPERATURE CONTROL	•	•	•
SMOKERS PACK	•	•	•
REMOVABLE ASH TRAY	•	•	•
CIGAR LIGHTER	•	•	•
COAT HOOKS	•	•	•
STORAGE TRAY	•	•	•
POWER WINDOWS, FRONT ONE-TOUCH DOWN	•	•	•
CARGO TIE DOWN LOOPS	•	•	•
TRIP COMPUTER	•	•	•
LIGHTING			
FRONT DOME LAMP	•	•	•
REAR DOME LAMP (4 DOOR ONLY)	•	•	•
AUTO DIMMING MIRROR WITH READING LAMP	•	•	•

	SAHARA	OVERLAND	RUBICON
TRIM			
LEATHER WRAPPED STEERING WHEEL AND SHIFT KNOB	•	•	•
CHROME AND LEATHER WRAPPED SHIFT KNOB	•	•	•
FULL LENGTH FLOOR CONSOLE	•	•	•
BRIGHT INTERIOR ACCENTS	•	•	•
FRONT FLOOR MATS (2 DOOR ONLY)	•	•	-
FRONT AND REAR MATS (4 DOOR ONLY)	•	•	•
FRONT AND REAR FLOOR MATS (4 DOOR ONLY)	•	•	•
CARGO COMPARTMENT FLOOR MAT	•	•	•
POWER CONVENIENCE GROUP	•	•	•
MOPAR SLUSH MATS	-	-	◦
SLIDING SUNVISORS WITH MIRRORS	•	•	•
DRIVING			
TIP START	•	•	•
STEERING			
POWER STEERING	•	•	•
STEERING COLUMN LOCKING SLIP COLLAR	•	•	•
TILT STEERING COLUMN	•	•	•
4x4 & AXLE CAPABILITY			
COMMAND-TRAC SHIFT-ON-THE-FLY 4WD	•	•	-
HILL DESCENT CONTROL	•	•	•
HILL START ASSIST	•	•	•
FRONT TANK SKID PLATE SHIELD	•	•	•
TRANSFER CASE SKID PLATE SHIELD	•	•	•
NEXT GENERATION DANA 30 SOLID FRONT AXLE	•	•	-
CONVENTIONAL DIFFERENTIAL FRONT AXLE	•	•	-
NEXT GENERATION DANA 44HD FRONT AXLE	-	-	•
NEXT GENERATION DANA 44HD REAR AXLE	•	•	•
3.21 REAR AXLE RATIO	•	•	-
3.73 REAR AXLE RATIO (PETROL VERSIONS)	-	•	-
3.73 REAR AXLE RATIO (OPTION AVAILABILITY ON 4 DOOR DIESEL AUTO VERSIONS ONLY)	-	◦	-
4.1 REAR AXLE RATIO	-	-	•
CONVENTIONAL DIFFERENTIAL REAR AXLE	•	•	-
ROCK-TRAC WITH 4.10 REAR AXLE RATIO	-	-	•
TRU-LOK® DIFFERENTIALS	-	-	•
SUSPENSION			
FRONT STABILISER BAR	•	•	-
FRONT SWAY BAR- DISCONNECTABLE	-	-	•
REAR STABILISER BAR	•	•	•
HEAVY DUTY SUSPENSION WITH GAS SHOCK ABSORBERS	•	•	•
TOWING			
TOW EYE BRACKETS	•	•	•
SAFETY & SECURITY			
SAFETY			
CRUISE CONTROL	•	•	•
ANTI-LOCK 4-WHEEL DISC HD BRAKES	•	•	•
ELECTRONIC ROLL MITIGATION	•	•	•
ELECTRONIC STABILITY CONTROL	•	•	•
DUAL NOTE ELECTRIC HORNS	•	•	•
TRACTION CONTROL	•	•	•
TYRE PRESSURE MONITORING DISPLAY	•	•	•
OCCUPANT SAFETY			
ADVANCED MULTISTAGE FRONT AIR BAGS	•	•	•
REAR HEAD RESTRAINTS OUTBOARD SEATING (2 DOOR ONLY)	•	•	•
THREE REAR SEAT HEAD RESTRAINTS (4 DOOR ONLY)	•	•	•
SPORT BAR WITH FULL PADDING	•	•	•

• Standard - Not available ◦ Available

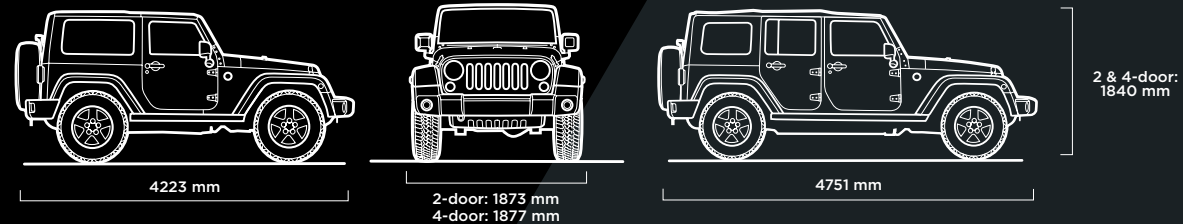
	SAHARA	OVERLAND	RUBICON
SECURITY			
POWER LOCKS	•	•	•
LOCKING FUEL FILLER CAP	•	•	•
SENTRY KEY® THEFT DETERRENT SYSTEM	•	•	•
KEYLESS ENTRY WITH IMMOBILISER	•	•	•
SEATING			
60/40 SPLIT FOLDING REAR SEAT (4 DOOR ONLY)	•	•	•
CLOTH SEATS W/ADJ. HEAD RESTRAINTS	•	-	•
LEATHER TRIMMED SEATS	-	•	-
HEATED FRONT SEATS	◦	•	◦
REAR FOLDING SEAT (2 DOOR ONLY)	•	•	•
DRIVERS SEAT - HEIGHT ADJUSTMENT	•	•	•
EASY ACCESS DRIVER SEAT (2 DOOR ONLY)	•	•	•
EASY ACCESS PASSENGER SEAT (2 DOOR ONLY)	•	•	•
FRONT SEAT BACK MAP POCKETS	•	•	•
RECLINING FRONT SEATS	•	•	•
WHEELS			
17" ALLOY WHEELS	•	-	-
18" POLISHED ALLOY WHEELS	-	•	-
17" POLISHED MINERAL GREY ALLOY WHEELS	-	-	•
SPARE WHEEL COVER	•	•	•
SPARE WHEEL - FULL SIZE	•	•	•
TYRES			
GOODYEAR BRAND TYRES	•	-	•
BRIDGESTONE BRAND TYRES	-	•	-
P245/75R17 ON/OFF ROAD TYRES	•	-	•
P255/70R18 ON/OFF ROAD TYRES	-	•	-

• Standard - Not available ◦ Available

OPTIONAL EQUIPMENT	SAHARA	OVERLAND	RUBICON
SPECIAL PAINTS	◦	◦	◦
MEDIA CENTRE INCLUDING U-CONNECT, USB CONNECTIVITY & 6.5" COLOUR TOUCHSCREEN SATELLITE NAVIGATION	◦	•	◦
OVERLAND DUAL TOP	-	◦	-
BLACK DUAL TOP	◦	-	◦
HEATED FRONT SEAT	◦	•	◦
MOPAR SLUSH MATS	-	-	◦
DEEP TINT SUNSCREEN GLASS	-	•	◦
3.73 AXLE RATIO*	◦	◦	-
18" POLISHED ALLOY WHEELS	◦	•	◦

*The 3.73 axle ratio option increases CO² emmissions and is on special order only.

EXTERIOR DIMENSIONS



ALLOY WHEELS

