



Jeep®

# GRAND CHEROKEE



THE MOST BEAUTIFUL OF ADVENTURES HAS BEGUN. A UNIQUE AND DETAILED DESIGN MELDS WITH AN ENTIRELY MODERN CHARACTER. THE RESULT: YOU ARRIVE AT THE PINNACLE OF LUXURY, APPOINTED WITH ADVANCED AMENITIES AND FULLY REALISED JEEP® BRAND CAPABILITY. THE TIME IS NOW TO MAKE EACH MOMENT GRAND.







**SCULPTED AND ATHLETIC.**  
Meet the heir to Grand Cherokee's nearly 20-year heritage of original, innovative design. Nearly every exterior surface has been redesigned to improve aerodynamics and reduce noise, vibration, and harshness.



**TIMELESS DESIGN.**  
Jeep® brand vehicles are among the most easily recognised in the world. With the Grand Cherokee, you also see something more: it has taken a breathtaking step forward. A higher, wider stance reflects tremendous strength. The traditional seven-slot grille and trapezoidal wheel arches tell the world you're driving a modern masterpiece.



**INNOVATIVE ENGINEERING.**  
Redefined world-class capability and luxury. With this formidable task firmly in hand, Jeep® brand engineers have infused Grand Cherokee with technical wonders, like the Quadra-Lift™, Selec-Terrain™, Adaptive Cruise Control, and amenities such as the CommandView® dual pane panoramic sunroof.



**QUALITY ASSURED.**  
Jeep® brand engineers and testers helped validate Grand Cherokee's solid durability and strength by devoting countless hours to wind, noise and aerodynamic evaluations. The result? A weather-tight, all-round quiet ride. Its capability has also been proven in the most extreme conditions, like those on the Rubicon Trail.



THE ADVENTURE


# THE ADVENTURE OF DESIGNING A MASTERPIECE.

**T**HE CHALLENGE OF MERGING ALL-NEW CAPABILITY WITH APPOINTMENTS OF EFFORTLESS GRACE WAS FORMIDABLE. THE RESULT? AN EVOLUTIONARY MASTERPIECE CULLED FROM 70 YEARS OF RUGGED JEEP® BRAND EXPERTISE, A STEADY HAND AND A PALATE FOR DETAILED FINERY. THIS IS THE JEEP® GRAND CHEROKEE.




**AN ARTIST'S EYE FOR DETAIL.** Interior designers took exceptional care and attention with Grand Cherokee's cabin. Soft-touch accents, hands-free technology and utterly luxurious amenities are crafted with an artisan's eye for detail.

**INGENUITY UNLEASHED.**  
Some of the world's most talented designers were given free reign to create an SUV that exceeds all expectations. After literally hundreds of handmade and computer-aided sketches and designs, the results revealed in the Jeep® Grand Cherokee are simply stunning.





A silver Jeep Grand Cherokee is shown from a high-angle, rear-quarter perspective, driving on a two-lane asphalt road that curves through a rugged, mountainous landscape. The road is flanked by steep, rocky slopes with patches of green grass and snow. In the background, more mountains are visible under a cloudy sky. The car is positioned in the lower right quadrant of the frame, moving towards the left.

## ROAD MANNERS TO BRAG ABOUT.

When they ask about Grand Cherokee's smooth, refined ride; the hushed, acoustically sound cabin; the easy, controlled cornering, answers come easy. The isolated cradles of the independent front and rear suspension help provide added cushioning not unlike the priciest luxury saloons. The double-dash construction and the premium insulation help stop road noise in its tracks. The precise fit and finish manufacturing methods are designed to create near-perfect assemblies. It all adds up to an on-road experience that rivals many of the world's most luxurious saloons.





**ACTIVE HEAD RESTRAINTS.** A standard and effective safety feature that can help stave off neck injuries. Restraints automatically react and adjust to help provide protection during rear-impact collisions.

**FORWARD COLLISION WARNING (FCW).** Even the most attentive drivers will appreciate the help of this warning system. Approach another vehicle too rapidly and Grand Cherokee lets you know so you can take appropriate action.

**A SAFE, SECURE AIR BAG SYSTEM.** Always standard: full-length side-curtain, seat-mounted side-thorax and advanced multistage front air bags all work in tandem to help provide protection.

**ELECTRONIC ROLL MITIGATION (ERM).** If things get rough, Grand Cherokee's ERM takes immediate action to help you maintain stability and remain under control.

**HILL DESCENT CONTROL (HDC) AND HILL START ASSIST (HSA).** These systems are always at your beck and call when you need to get safely up and down the mountain.

**ANTILOCK BRAKE SYSTEM (ABS).** The benefits of ABS on slippery, wet roads are widely known. This advanced system knows when you're driving over rough terrain and adjusts accordingly to help keep you in optimum control.

**SENTRY KEY® THEFT DETERRENT SYSTEM.** A unique, embedded key code matched only to your vehicle helps keep your Grand Cherokee safely where it belongs.

**BLIND SPOT MONITORING AND REAR CROSS-PATH DETECTION SYSTEMS.** These sentry systems constantly monitor the space between you and other drivers. When a side or rear blind spot is encroached, you're notified via illuminated icons on sideview mirrors or an audible chime.

## GUARDIAN HERO.

**P**EACE OF MIND TAKES YOU AND YOURS FAR. JEEP® GRAND CHEROKEE IS ENGINEERED TO PERFORM HEROICALLY IN ALL DRIVING CONDITIONS. YOU'LL FEEL THE STRENGTH OF ITS REINFORCED STRUCTURE, SHELTERED WITHIN AN ENVIRONMENT THAT SERVES YOU WELL. GO BOLDLY FORTH, EMPOWERED WITH THE INSPIRED CONFIDENCE OF GRAND CHEROKEE.



**ELECTRONIC STABILITY CONTROL (ESC).** A vehicle-wide network of safety sensors provide instant aid when they detect that you're veering off your intended path. ESC immediately goes into action when needed.

**SMARTBEAM™ HEADLAMPS WITH AUTO-LEVELLING.** Brighter, better, safer. Bi-Xenon High Intensity Discharge (HID) headlamps shine up to three times brighter than regular headlamps. An auto-levelling feature keeps lamps focused down at the road ahead. Headlamp washers keep front lamps clean and clear.

**TRAILER SWAY CONTROL (TSC).** Crosswinds and traffic hold no sway over you and your payload. As part of ESC, TSC helps keep the equipment you tow safely on course and under control.

**RAIN-SENSITIVE WINDSCREEN WIPERS AND RAIN BRAKE SUPPORT.** Storm clouds hold little influence over your daily drive. Front wipers activate when raindrops are detected and a smart brake system helps dry the brake discs on wet roads.

**PARKSENSE FRONT AND REAR PARK ASSIST SYSTEM AND PARKVIEW™ REAR BACK UP CAMERA.** Back in and out with grace. These systems help bring previously hidden rear objects to your attention, either on-screen or with an audible warning, in good time to react.

**ADAPTIVE CRUISE CONTROL (ACC).** ACC automatically adjusts cruising speed to maintain a preset distance between your Grand Cherokee and the crowd ahead.



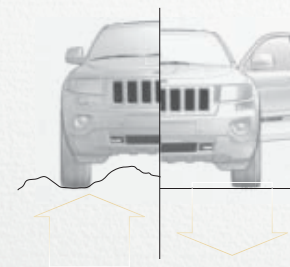



# IT'S A 4x4 WORLD OUT THERE.

CONFIDENCE TO GO ANYWHERE, DO ANYTHING® IS BORN AND BRED IN EVERY JEEP® BRAND TRANSFER CASE. JEEP TRAIL-READY 4x4s PERFORM TO RIGOROUS STANDARDS IN FIVE CATEGORIES: ARTICULATION, MANOEUVRABILITY, TRACTION, GROUND CLEARANCE, AND WATER FORDING. KEEP MOVING FORWARD, NO MATTER WHAT LIES AHEAD.

QUADRA-TRAC II® offers all-speed traction control to help keep you on course. If wheel slippage occurs, up to 100 percent of the available torque can be routed to the axle with the most traction. Low-range provides rock-crawling prowess. Limited models only.

QUADRA-DRIVE II® puts ultimate capability at hand with its Electronic Limited-Slip Differential (ELSD) that transfers 100 percent of torque to the wheel(s) with traction. Overland and Overland Summit only.



## QUADRA-LIFT™

A revolutionary system that gives you ultimate control of your suspension. It allows you to easily raise your vehicle higher, up to 105 mm of additional ground clearance, for a maximum ground clearance of 270 mm above ridges and rocks. Or lower it 40 mm for easier entry, exit and loading. The system also raises the vehicle from back to front to help keep headlights safely focused downward at the road ahead. Overland and Overland Summit only.

## SELEC-TERRAIN™

Optimal on- and off-road traction is instantly at hand. Five selectable settings electronically coordinate 12 different vehicle management systems to adjust your traction control to match the road ahead. Whether you're caught in snow-covered city streets or climbing backcountry hills, you'll have the confidence to bravely meet all challenges.







## REDEFINE THE RIDE.

**Y**OU'RE PROTECTED FROM THE WORLD AND ITS WORRIES, THANKS TO GRAND CHEROKEE'S ALL-WEATHER APTITUDE AND SMOOTH RIDE. JEEP ENGINEERS DEVOTED ENDLESS HOURS OF DETAILED ATTENTION TO GRAND CHEROKEE'S FIT, FINISH AND DURABILITY, RESULTING IN HANDLING THAT FEELS CLOSER TO A LUXURY SALOON THAN A FORMIDABLE SUV.



**INDEPENDENT SUSPENSION.** + The front and rear suspension and their isolated cradles help absorb troubling bumps as if they were never in your way.

**UNIFRAME CONSTRUCTION.** + Renowned ultra-high-strength Jeep<sup>®</sup> engineered UniFrame construction incorporates high-strength steel, adding substantial body stiffness and reduced road noise, giving you one of the quietest rides available in an SUV.

**SMOOTH STEERING.** + Grand Cherokee's electrohydraulic power steering provides the natural, smooth feel of a sophisticated conventional hydraulic power steering system while simultaneously helping to improve efficiency by using electric power instead of drawing power from the engine.








# SMART. STRONG.

POWER YOUR GRAND CHEROKEE WITH THE 3.0 CRD V6 ENGINE ENGINEERED TO DELIVER THE CAPABILITY YOU EXPECT FROM A JEEP VEHICLE. IT ALSO COMES PACKED WITH EFFICIENCIES THAT HELP PUT MORE MILES AND SCENERY BETWEEN FILL-UPS.



## 3.0 LITRE CRD ENGINE.

The 3.0 CRD engine is an efficient performer that utilises a highly pressurised fuel rail connected to piezo injectors that help fuel burn more completely. A Variable Geometry Turbocharger on the 3.0 CRD engine help reduce fuel consumption, exhaust emissions and engine noise.

237	550
HORSEPOWER	Nm OF TORQUE







## INFORMED AND WELL-CONNECTED.

**S**TAY CONNECTED. UCONNECT® IS AN INTUITIVE HUB FOR ALL YOUR IN-CAR MEDIA. ACCESS YOUR PHONE, RADIO, NAVIGATION SYSTEM AND MP3 PLAYER WHEREVER YOU MAY ROAM USING VOICE COMMAND OR AT THE TOUCH OF A BUTTON.



**PHONE.** Uconnect Bluetooth® is an in-vehicle voice activated communication system that allows you to talk on your phone hands-free. This clever system is also smart enough to synchronise with up to 1000 entries in your phone's address book every time you get into your vehicle.



**VOICE COMMAND.** You can use Voice Command to select radio stations and record memos whilst keeping your eyes on the road and your hands on the wheel. This smart system technology can also be trained to better recognise your voice and can understand commands in multiple European languages.



**ENTERTAINMENT.** The Grand Cherokee benefits from state of the art in-car entertainment. Turn up the volume with the Alpine® Premium Sound System which features a CD player, 30Gb hard drive, USB port, 9 premium speakers, 506 watt amplifier and subwoofer, all accessed through a touchscreen control. The system also allows you to watch DVDs on the screen (whilst parked).



**NAVIGATION.** A turn-by-turn Satellite Navigation System, standard above Limited, features touchscreen and voice activated controls which can locate nearby restaurants, shopping centres, hospitals, or points of local interest. The system also provides updated traffic reports, road closures and accident information.







Limited shown with optional performance pack

LIMITED



LIMITED

LIMITED PUTS POWER BEHIND AN EFFICIENT PERFORMANCE, EARNING NODS FOR HORSEPOWER AND DRIVING RANGE. THE QUADRA-TRAC II® 4x4 SYSTEM AND SELEC-TERRAIN™ VEHICLE MANAGEMENT SYSTEM HELP TO MAKE GRAND CHEROKEE YOUR ALL WEATHER HERO.



**SCULPTED AND ATHLETIC.** + Grand Cherokee's muscular profile speaks volumes about its capabilities – as strong and focused as an Olympic athlete. Its presence is at once contemporary and timeless.

**THE RIGHT LIGHT.** + Bi-Xenon High Intensity Discharge (HID) headlamps have SmartBeam™ auto-dimming technology that automatically adjust high beams to the surrounding sources of light.

**CARGO HOLD.** + Configure your interior to suit the situation. The 60/40 split-folding rear seats fold flat to reveal a large rear cargo area that offers up to 1554L of room for your luggage.

**ADVANCED TECHNOLOGY INFUSION.** + Limited's leather-trimmed interior is brimming with standard technological advancements, including a Media Centre outfitted with the safe and convenient voice-activated Uconnect® Phone for up to seven Bluetooth® compatible phones. Heated seats warm passengers in the first and second rows.



Properly secure all cargo.








OVERLAND

OVERLAND ARRIVES WITH SUPREME GRACE, EQUIPPED WITH STANDARD LUXURY AND ULTIMATE CAPABILITY. QUADRA-DRIVE II® ALLOWS YOU TO TRAVEL WORRY FREE THROUGH RAIN, SNOW, MUD, SAND OR ICE.



**DETAILED DIFFERENCE.** + Every surface within reach is soft to the touch. Black Olive Ash Burl real wood trim, chrome details and stitching accents offer exceptional craftsmanship.

**A SYSTEMISED, REVOLUTIONARY RIDE.** + Quadra-Lift® Air Suspension System gives you ultimate control of your suspension system, along with a serious lift in performance and capability. A standard feature on every Overland.

**A LUXURIOUS POSITION.** + Overland's standard combo, CommandView® dual-pane panoramic sunroof and premium Nappa leather-trimmed interior keep the view fresh.


**LEATHER-WRAPPED GLORY.** + An eight-way power driver's seat with power lumbar control is standard. It sits before a heated, leather-wrapped steering wheel and a leather-wrapped and stitched instrument panel.





OVERLAND SUMMIT

**B**EHOLD THE MOST SUMPTUOUS JEEP, 4x4 EVER BUILT. ITS IMPECCABLE ROAD MANNERS CAN BE COMPARED TO THE SMOOTH AND CONTROLLED RIDE OF A LUXURY SALOON. OVERLAND SUMMIT PLACES PRISTINE SHINE AND POLISH IN STRONG, ATTENTION-GRABBING LOCATIONS. OVERLAND SUMMIT'S POWERTRAIN SURGES UPWARD WITH AN EFFICIENT 3.0 V6 ENGINE PAIRED WITH THE LEGENDARY QUADRA-DRIVE II® 4WD SYSTEM. RIDE HIGH WITH THE QUADRA-LIFT® AIR SUSPENSION AND SELEC-TERRAIN™ TRACTION MANAGEMENT SYSTEM. ENJOY THE VIEW.



**PREMIUM, BOLD, DETAILED.** + Overland Summit's iconic seven-slot Jeep grille gets an exclusive chrome treatment, as do the detailed fog lamp bezels. When combined with the 20-inch alloy wheels with Satin Silver painted pockets, Overland Summit is a sight to behold.

**TECHNOLOGY DRIVEN.** + It's hard wired to provide valuable vehicle data on demand, via a variety of resources: the EVIC, the top-line Media Centre with navigation, the Uconnect® Phone with Voice Command, Automatic Temperature Control, Blind Spot Monitoring and Rear Cross-Path Detection to name just a few.

**THE SEAT OF LUXURY.** + This luxurious interior wraps you in New Saddle leather and Black Olive Ash Burl real wood trim. As rare as it is inviting.

**COMMANDVIEW® SUNROOF.** + Add this dual paned, sliding-glass ceiling and your travels reveal new vistas. Power open/close control and a power sunshade help keep things cooler when needed.







THOSE WHO REACH THIS SUMMIT ARE, BY RIGHTS, DESERVING OF TOP-DRAWER TREATMENT. HERE YOU GET YOUR JUST DESSERTS. WITH VIRTUALLY THOUSANDS OF DETAILED TREATMENTS, HAND-STITCHINGS, CHROME FITTINGS AND SOFTLY SCULPTED COMFORTS, THE SUMMIT TRANSPORTS ALL WHO ENTER TO A PLACE ABOVE ANY OTHER. SUMPTUOUSLY QUIET, EXQUISITELY SMOOTH, DECIDEDLY RICH. WELCOME TO YOUR ROOM WITH AN UNMATCHED VIEW SEEN FROM A DETAILED INTERIOR THAT IS ALTOGETHER LUXURIOUS.



**WORLD-CLASS CRAFTSMANSHIP.** + Within Summit's interior, exotic Black Olive Ash Burl real wood trim adorns the hand-stitched leather-trimmed steering wheel, front instrument panel and doors. Attention is given to details, throughout.

**MEDIA CENTRE.** + Keep your hands safely on the wheel while requesting your Uconnect® Media Centre to provide audible navigation, to place or answer a phone call, to send or read a text message or to play your favorite music selections. This standard system is simple to use as well as simply indispensable.

**EXCLUSIVE DNA.** + With a subtle voice that is noticed and noted, Overland Summit declares its presence via its embroidered logo presented on the front and rear leather-trimmed seats.

**IT'S ALL THERE.** + An exclusive New Saddle leather-trimmed interior, plus the leather-covered tilt-telescoping and heated steering wheel with Adaptive Cruise Control (ACC), EVIC, and remote audio control – all standard on Overland Summit.







IT'S THE MOST POWERFUL, TECHNOLOGICALLY ADVANCED, HIGH-PERFORMANCE JEEP® VEHICLE EVER BUILT. THIS ELEGANT MACHINE TURNS HEADS AS QUICKLY AS IT TURNS CORNERS. ITS AGGRESSIVE PROFILE RESEMBLES A HIGH-PERFORMANCE SPORTS CAR WITH ITS FASCIA INTAKES, LED DAYTIME RUNNING LIGHTS, BODY-COLOUR GRILLE WITH BLACK MESH AND CHROME INSERTS AND VENTED BONNET. BY NECESSITY, A REAR SPOILER HELPS SRT8® STICK TO THE ROAD WHEN ITS AWE-INSPIRING 461 BHP\* POWERTRAIN CLIMBS TO A RACE-TRACK SPEED OF 160 MPH\*.



**VROOM ROOM.** + The cockpit has a leather-wrapped, heated steering wheel with a flat bottom, deeply bolstered leather seats with suede inserts and carbon-fibre accent trim. The SRT8's high-performance audio system pumps out 825 watts of sound via 19 speakers, including a 10-inch subwoofer.

**THRILLING.** + When its intimidating 6.4 V8 engine takes off, SRT8® is fuelled by 461 bhp\* and 630 Nm of torque\*, launching you from 0-62 mph in around 5 seconds\*. The engine's Fuel Saver Technology optimises fuel efficiency when V8 power is not required, with no sacrifice in performance.

**MANAGED SUSPENSION.** + The SRT8's Selec-Trac® system gives discerning drivers the choice between five different performance settings (track, sport, auto, snow, tow). Depending on the setting, the system adjusts stability control, damping, transmission shifts, torque proportioning, throttle response, and electronic limited-slip differential for optimal performance according to road conditions and driving style.

**SHINY THINGS.** + They'll stop and stare at the split five-spoke 20-inch forged alloy wheels that ride on Pirelli® PZero run-flat tyres.

\* All performance data is subject to change.

SRT8®










## Available colours


DESCRIPTION	EXTERIOR COLOUR	LIMITED	OVERLAND	OVERLAND SUMMIT	SRT8
Brilliant Black Crystal Pearl Coat		O	O	O	O*
Deep Cherry Red Crystal Pearl Coat		O	O	—	O*
Rugged Brown Pearl Coat		—	—	O	—
True Blue Pearl Coat		O	O	—	—
Mineral Grey Metallic Clear Coat		O	O	O*	O*
Stone White Clear Coat		O*	O*	—	—
Black Forest Green Pearl Coat		O	O	—	—
Bright Silver Metallic Clear Coat		O	O	—	O*
Maximum Steel Clear Coat		O	O	—	—
Winter Chill Pearl Coat		O	O	O	—

**KEY:** O Optional — Not available \*Non-chargeable colours


## Trim



Black leather  
(Standard on Limited)




Black Nappa leather  
(Standard on Overland)




New saddle Nappa leather  
(Standard on Overland Summit)



Light frost beige leather  
with black contrast  
(Optional on Limited)



Light frost beige leather  
with dark frost contrast  
(Optional on Overland)



Black leather trimmed seats  
with perforated suede  
(Standard on SRT8)

## Alloys



18" alloy wheels  
(Standard on Limited)



20" alloy wheels  
(Standard on Overland and  
optional on Limited)



20" polished alloy wheels with  
satin silver painted pockets  
(Standard on Overland Summit)



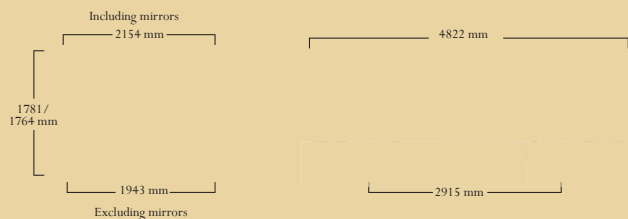
20" x 10 alloy wheels  
(Standard on SRT8)



Chrome accessory mirror caps shown above.



	3.0 CRD V6 Limited (237 bhp)	3.0 CRD V6 Overland (237 bhp)	3.0 CRD V6 Overland Summit (237 bhp)	SRT8*
ENGINE				
Configuration	V6			V8
Cubic capacity (cc)	2987	2987	2987	6417
Valves	24	24	24	16
Bore x stroke (mm)	83 x 92	83 x 92	83 x 92	103.9 x 94.5
Compression ratio	16.5:1	16.5:1	16.5:1	10.9:1
Fuel type	Diesel	Diesel	Diesel	Petrol
Fuel system	Direct injection, sequential with pilot injection, high pressure common rail with return			Sequential, multi-port electronic, returnless
Max. power - kw (bhp) @ rpm	177 (237) @ 3600	177 (237) @ 3600	177 (237) @ 3600	344 (461) @ 6250
Max. torque - Nm @ rpm	550 @ 1800	550 @ 1800	550 @ 1800	630 @ 4200
TRANSMISSION				
Gearbox	5-speed automatic			
SUSPENSION				
Front	Short/long arm independent (SLA), coil/air springs, twin-tube spring-over shock absorbers, front stabiliser bar			Short/long arm independent (SLA), coil springs, mono-tube spring-over shock absorbers, front stabiliser bar
Rear	Multi-link independent rear suspension, coil/air spring with twin-tube shocks, aluminium lower control arm, independent upper links (tension/camber/toe), rear stabiliser bar			Multi-link independent rear suspension, coil spring with mono-tube shocks (active damping), aluminium lower control arm, independent upper links (tension/camber/toe), rear stabiliser bar
STEERING				
Type	Power rack-and-pinion			
Overall Ratio	18.69:1	18.69:1	18.69:1	17.5:1
Steering Turns (lock to lock)	3.625	3.625	3.625	3.396
Turning Circle (kerb to kerb in metres)	11.625	11.625	11.625	11.625
BRAKES				
Front	350 mm x 32 mm ventilated discs with 48 mm two-piston floating caliper with ABS			Fixed 6 piston caliper (36,40,42 mm) with ABS, aluminium block housing
Rear	330 mm x 22 mm ventilated discs with 48 mm single-piston floating caliper with ABS			Fixed 4 piston caliper (28, 32 mm) with ABS, aluminium block housing
DIMENSIONS				
Height - max. (mm)	1781	1764	1764	1749
Length (mm)	4822	4822	4822	4846
Width (mirrors folded) (mm)	1943	1943	1943	1954
Wheelbase (mm)	2915	2915	2915	2915
Track front/rear (mm)	1628 / 1634	1628 / 1634	1628 / 1634	1699 / 1661
4 X 4 CAPABILITY				
System	Quadra-Trac II*	Quadra-Drive II*	Quadra-Drive II*	Quadra-Trac Active on Demand
Running ground clearance - front / rear (mm)	218 / 255	205 / 238	205 / 238	210
Approach / departure / breakover angle (degrees)	26 / 24 / 19	25 / 23 / 18	25 / 23 / 18	18.45 / 21.9 / 17.84
Max wading depth (mm)	508	508	508	508
Low range ratio	2.72:1	2.72:1	2.72:1	N/A
WEIGHTS & CAPACITIES				
Kerb Weight Max. (kg)	2272	2272	2272	2458
Gross Vehicle Weight (kg)	2949	2949	2949	2949
Max Payload (kg)	677	677	677	491
Max Towing Weight - Braked Trailer (kg)	3500	3500	3500	2268
Max Towing Weight - Unbraked Trailer (kg)	750	750	750	750
Fuel Tank Capacity (ltr)	93	93	93	93
Max Cargo Volume - Seats Up (ltr)	782	782	782	782
Max Cargo Volume - Seats Down (ltr)	1554	1554	1554	1554
PERFORMANCE				
0-62.5 mph (secs)	8.2	8.2	8.2	5.1
Max. Speed (mph)	126	126	126	160
FUEL CONSUMPTION				
Combined Cycle mpg (l/100km)	34.0 (8.3)	34.0 (8.3)	34.0 (8.3)	20.0 (14.1)
Extra Urban Cycle mpg (l/100km)	39.2 (7.2)	39.2 (7.2)	39.2 (7.2)	28.0 (10.1)
Urban Cycle mpg (l/100km)	27.4 (10.3)	27.4 (10.3)	27.4 (10.3)	13.5 (20.9)
EMISSIONS				
EU Emission Standard	Euro 5			
CO <sub>2</sub> (g/km)	218	218	218	328
INSURANCE AND SERVICING				
Group (1-50)	34E	36E	36E	TBC*
Service Schedule	12 months/12,500 miles	12 months/12,500 miles	12 months/12,500 miles	TBC*



\* All specification is indicative and subject to change.





	Limited	Overland	Overland Summit	SRTs
<b>AUDIO AND NAVIGATION</b>				
9 amplified speakers with subwoofer	*	*	*	-
506 watt amplifier	*	*	*	-
SRTs audio system with 19 speakers and 825 watt amplifier	-	-	-	*
Uconnect™ Bluetooth™ with voice command	*	*	*	*
Remote USB port	*	*	*	*
Rear DVD with single sunroof (Limited models)	o	-	-	-
Rear DVD with single sunroof (Overland models)	-	o	o	-
Removable short mast antenna	*	*	*	*
Steering wheel mounted audio controls	*	*	*	*
Navigation and luxury pack	P*	-	-	-
GPS navigation with voice command	P*	*	*	*
CD/DVD/MP3/HDD media centre	*	*	*	*
6.5" touch screen display	*	*	*	*
Audio jack input for mobile devices	*	*	*	*
30gb hard drive with 6700 song capacity	*	*	*	*
<b>EXTERIOR</b>				
Metallic paint	o	o	o	o
Pearl coat paint	o	o	o	o
Special paint	o	o	-	-
Power tailgate	P*	*	*	*
Rain sensitive windshield wipers	*	*	*	*
Rear spoiler - body colour	-	-	-	*
Rear window wiper/washer	*	*	*	*
Rear window defroster	*	*	*	*
<b>TRIM</b>				
Body-side moulding - chrome	*	*	*	*
Door handles - chrome	*	*	*	*
Door handles - body colour	-	-	-	*
Dual exhaust tips - chrome	-	-	-	*
Exhaust tip - chrome	*	*	*	*
Fascias with chrome insert - body colour	*	*	*	*
SRTs fascias with chrome insert - body colour	-	-	-	*
Grille - chrome with black vertical slats	*	*	*	*
Grille - chrome with black mesh	-	*	*	*
Grille - chrome with chrome mesh	-	-	-	*
Grille - body colour with black honeycomb	-	-	-	*
Integrated tailgate rear spoiler	*	*	*	*
Number plate brow - chrome	*	*	*	*
Roof moulding - black	-	-	-	*
Side roof rails - chrome	*	*	*	*
Side skirt and wheel arch moulding - body colour	-	-	-	*
Side skirt and wheel arch moulding - black	*	*	*	*
Window surrounds - chrome	*	*	*	*
<b>MIRRORS</b>				
Power folding multi-function door mirrors	*	*	*	*
Door mirrors with memory settings	*	*	*	*
Door mirrors - body colour	*	*	*	*
Auto dim drivers door mirror	*	*	*	*
Auto dim passengers door mirror	*	*	*	*
Door mirrors with heating elements	*	*	*	*
<b>GLAZING</b>				
Deep tint sunscreen glass	o	*	*	*
CommandView™ panoramic sunroof	o	*	*	*
Pop-out tailgate glass	*	*	*	*
Tinted front door glass	*	*	*	*
Laminated front door glass	*	*	*	*
Tinted rear doors/quarter/tailgate glass	*	*	*	*
Tinted windshield glass	*	*	*	*
<b>LIGHTING</b>				
Automatic headlamps	*	*	*	*
Bi-Xenon headlamps	*	*	*	*
Headlamp washer	*	*	*	*
Automatic headlamp levelling system	*	*	*	*
Daytime running headlamps	*	*	*	*
LED daytime running lamps	-	-	-	*
Fog lamps	*	*	*	*
Premium fog lamps	-	-	-	*
Rear fog lamps	*	*	*	*

	Limited	Overland	Overland Summit	SRTs
<b>INTERIOR</b>				
<b>FUNCTIONALITY</b>				
12V auxiliary power outlet	*	*	*	*
12V auxiliary rear power outlet	*	*	*	*
140 mph primary speedometer	*	*	*	-
180 mph primary speedometer	-	-	-	*
Air conditioning with dual zone automatic temperature control (ATC)	*	*	*	*
Cargo compartment cover	*	*	*	*
Cargo tie down loops	*	*	*	*
Coat hooks	*	*	*	*
Cargo trim panel with storage net	*	*	*	*
Floor carpet	*	*	*	*
Illuminated cupholders	*	*	*	*
Luggage compartment scuff plate	*	*	*	*
Overhead console	*	*	*	*
Passenger assist handles	*	*	*	*
Power accessory delay	*	*	*	*
Power front windows, 1-touch-up & down	*	*	*	*
Premium instrument cluster with rev counter	*	*	*	*
Rear view auto dim mirror with microphone	*	*	*	*
Sunvisors with illuminated vanity mirrors	*	*	*	*
Cigar lighter	*	*	*	*
Tip start	*	*	*	*
Removable ash tray	*	*	*	*
Vehicle information centre	*	*	*	*
<b>LIGHTING</b>				
Door courtesy lamps	-	-	-	*
Driver & passenger lower led lamps	-	-	-	*
Front & rear interior led lamps	*	*	*	*
Glove box lamp	*	*	*	*
Bonnet insulation	*	*	*	*
Illuminated entry	*	*	*	*
Removable & rechargeable lamp	*	*	*	*
<b>TRIM</b>				
Chrome pedals	-	-	-	*
Premium door trim panel	*	-	-	*
Luxury door trim panel	-	-	*	*
Deluxe door trim panel	-	-	-	*
Full length floor console	*	*	*	*
Full length floor console with premium armrest	-	-	-	*
Heated steering wheel	P*	*	*	*
Steering wheel - leather wrapped	*	-	-	*
Steering wheel - wood/leather wrapped	-	*	*	*
Steering wheel - sports leather wrapped	-	-	-	*
Shift knob - leather wrapped	*	*	*	*
Shift knob - sports leather wrapped	-	-	-	*
Foot rest - driver's	*	*	*	*
Dashboard and centre armrest - leather wrapped	-	*	*	*
Luxury front/rear floor mats with logo	*	*	*	*
Dark wood interior trim inserts	*	*	-	*
Black wood interior trim accents	-	*	*	*
Real carbon fibre interior accents	-	-	-	*
<b>STEERING</b>				
Steering wheel mounted shift paddles	-	-	-	*
Performance tuned steering	-	-	-	*
Electro-hydraulic power steering	*	*	*	*
Power rack and pinion steering	*	*	*	*
Power tilt/telescope steering column	*	*	*	*

	Limited	Overland	Overland Summit	SRTs
<b>4X4 CAPABILITY</b>				
Hill descent control	*	*	*	-
Hill start assist	*	*	*	*
Quadra-Trac II™ 4WD system	*	-	-	-
Quadra-Drive II™ 4WD system	-	*	*	-
Quadra-Trac™ active on demand 4WD	-	-	-	*
Select-Terrain™ system	*	*	*	*
Select-Trac™ system	-	-	-	*
Sport mode	-	-	-	*
<b>AXLES</b>				
195mm front axle	*	*	*	*
195mm rear axle	*	*	*	-
230mm rear axle	-	-	-	*
3.09 rear axle ratio	*	*	*	-
3.70 rear axle ratio	-	-	-	*
Conventional differential front axle	*	*	*	*
Conventional differential rear axle	*	-	-	*
Electronic limited slip differential rear axle	-	*	*	*
<b>SUSPENSION</b>				
Active damping suspension	-	-	-	*
High performance suspension	-	-	-	*
Performance pack™	P**	-	-	-
Quadra-lift™ air suspension	-	*	*	-
<b>TOWING</b>				
Trailer tow prep group	-	*	*	-
Trailer sway damping	*	*	*	*
Tow eye brackets	*	*	*	*
<b>SAFETY AND SECURITY</b>				
<b>SAFETY</b>				
Cruise control	*	-	-	-
Adaptive cruise control	-	*	*	*
Anti-lock 4-wheel disc HD brakes	*	*	*	*
Anti-lock 4-wheel disc performance brakes	-	-	-	*
Blind spot and cross path detection	-	*	*	*
Dual note electric horns	*	*	*	*
Electronic stability control	*	*	*	*
Enhanced accident response system	*	*	*	*
Four wheel traction control	*	*	*	*
Forward collision warning	-	*	*	*
ParkSense front and rear park assist system	*	*	*	*
Parkview™ rear back-up camera	*	*	*	*
Power locking fuel cap door	*	*	*	*
Power locks	*	*	*	*
Rain brake support	*	*	*	*
Ready alert braking	*	*	*	*
Smartbeam™ headlamps	*	*	*	*
Tyre pressure monitoring display	*	*	*	*
<b>OCCUPANT SAFETY</b>				
Active head restraints	*	*	*	*
Advanced multistage front air bags	*	*	*	*
Child seat anchor system	*	*	*	*
Child seat upper tether anchorages	*	*	*	*
Driver knee air bag	*	*	*	*
Supplemental side curtain front/rear air bags	*	*	*	*
Supplemental side air bags	*	*	*	*
Supplemental frt seat side air bags	*	*	*	*
<b>SECURITY</b>				
Electronic steering column shift lock	*	*	*	*
Sentry key™ theft deterrent system	*	*	*	*
Remote proximity keyless entry	*	*	*	*
Keyless enter-n-go™	*	*	*	*
Thatcham category 1 alarm and immobiliser	*	*	*	*

	Limited	Overland	Overland Summit	SRTs
<b>SEATING</b>				
60/40 split folding rear seat	*	*	*	*
Centre rear 3-point seat belt	*	*	*	*
Heated front seats	*	*	*	*
Heated second row seats	*	*	*	*
Black leather trimmed seats	*	-	-	-
Light frost beige leather with black contrasts	o	-	-	-
Premium black Nappa leather trimmed seats with contrast stitching	-	*	*	-
Premium light frost beige leather with dark frost contrasts	-	o	-	-
Premium saddle Nappa leather trimmed seats with contrast stitching	-	-	*	-
Leather trimmed sports seats with suede	-	-	-	*
Power 8-way driver memory and passenger seats	*	*	*	*
Power driver/passenger 4-way lumbar adjust	*	*	*	*
Radio/driver seat/mirrors memory setting	*	*	*	*
Ventilated front seats	-	*	*	*
<b>WHEELS AND TYRES</b>				
<b>WHEELS</b>				
18" x 8.0" alloy polished wheels	*	-	-	-
20" x 8.0" alloy painted wheels	-	P**	*	-
20" x 8.0" chrome polished alloy wheels	-	-	*	*
20" x 10.0" alloy wheels	-	-	-	*
<b>TYRES</b>				
Kumho brand tyres	*	*	*	-
Continental brand tyres	P**	*	*	-
Pirelli brand tyres	-	-	-	*
265/60 R18 how all terrain tyres	*	-	-	-
265/50 R20 how all season tyres	-	P**	*	*
295/45Z R20 how all season tyres	-	-	-	*
Run flat tyres	-	-	-	*
Steel spare wheel	*	*	*	*
Full size spare tyre	*	*	*	-

\* = Standard  
 - = Not available  
 o = Available  
 P = Pack

P\* Navigation & Luxury pack includes Uconnect navigation system, heated steering wheel and power tailgate  
 P\*\* Performance pack includes 20" wheels with 265/50 R20 performance tyres, performance brakes and sports suspension

Specification is subject to change. For latest specification please see jeep.co.uk





#### WHAT WILL YOU DO TODAY?

Jeep® has always been associated with the thrill of adventure and living life to the full.

Jeep® helps people with a certain spirit, a zest for life, to get out there, grab life and have a damn good time.

Jeep® is for people who work hard and play even harder. Jeep® is for people like you.

That is what we call Jeep® LIFE.

It's much more than climbing a mountain or swimming the channel. It's about experiencing the things you love.


A weekend away with the girls.  
A fishing trip with the boys.  
Going for it at a festival.  
Or making the biggest snowman in the park.

Jeep® LIFE is about making the most of your adventures. Whatever they may be.

So what will you do today?

**Jeep**®





240 Bath Road, Slough, Berkshire, SL1 4DX  
[www.jeep.co.uk](http://www.jeep.co.uk)

This brochure is a publication of Chrysler Group LLC. All product illustrations and specifications are based upon current information at the time of publication approval. Chrysler Group LLC reserves the right to make changes from time to time, without notice or obligation, in prices, specifications, colours and materials and to change or discontinue models; which are considered necessary to the purpose of product improvement or for reasons of design and/or marketing. Jeep, the Jeep Grille, Grand Cherokee, CommandView, Go Anywhere, Do Anything, Overland, Overland Summit, SRT8, SRT, ParkSense, ParkView, Quadra-Trac II, Quadra-Drive II, Sentry Key, Trail Rated and Uconnect are registered trademarks and Quadra-Lift and Selec-Terrain are trademarks of Chrysler Group LLC. Alpine and the Alpine logo are registered trademarks of Alpine Electronics, Inc. All rights reserved. Bluetooth is a registered trademark of Bluetooth SIG. SmartBeam is a trademark of Gentex Corporation. Pirelli is a registered trademark of Pirelli C.S.p.A.

Fuel consumption figures are strictly generated in accordance with Testing Directive 93/116/EC; they are designed to maintain strict comparability and may not be fully representative of real life driving. For further information, please visit [www.vca.gov.uk](http://www.vca.gov.uk).

All models and photography are for illustration purposes only.

JGCMY12 Published December 2011

Printed in Europe 12C1JGCQE1226 (20.725M) 12/11

Jeep is a registered trademark of Chrysler Group LLC.

Printed on 100% Recyclable Paper / 10% Post Consumer / Process Chlorine Free



**Jeep**<sup>®</sup>