



JEEP® COMMANDER | 2007






Black




Light Greystone Pearl



Mineral Grey Metallic




Bright Silver Metallic



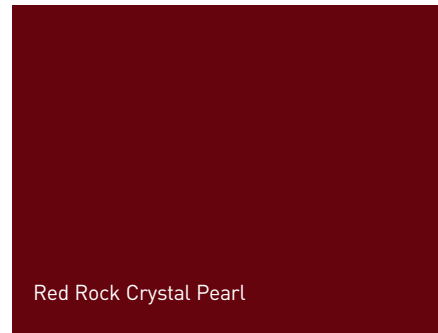
Stone White



Jeep® Green Metallic




Steel Blue Metallic



Red Rock Crystal Pearl

NOTE: Due to occasional printing irregularities, the colours shown may vary slightly from actual hues.

SPORT



Cloth
Medium Slate Grey | Standard



Cloth
Medium Khaki | Standard



Leather
Medium Slate Grey | Available



Leather
Medium Khaki | Available



Cloth
Medium Khaki | Standard

LIMITED



Leather
with Perforated Inserts
Two-Tone Light Greystone/
Dark Khaki | Standard



Leather
with Perforated Inserts
Light Greystone | Standard



Leather
with Perforated Inserts
Saddle Brown | Available



Leather
with Perforated Inserts
Saddle Brown | Available



17-inch Wrench Cast Aluminum
with Machined Face and
Sparkle Silver accents
Standard on Commander Sport
and Commander Limited



17-inch Hulk Cast Aluminum
Painted Mineral Grey
Available on Commander Sport



17-inch Chrome-Clad
Forged Aluminum
Available on Commander Limited

**POWERTRAIN**

Engine	3.7L V6	4.7L FFV V8	5.7L HEMI® V8
Displacement (cu. in.)	226	287	345
Net Power kW (hp) @ rpm	157 [210] @ 5200	175 [235] @ 4500	246 [330] @ 5000
Net Torque N·m (lb·ft) @ rpm	318 [235] @ 4000	414 [305] @ 3600	508 [375] @ 4000
Axle Ratio	3.07:1 ⁽¹⁾	3.73:1	3.73:1
Fuel System	Sequential multipoint electronic fuel injection		
Multi-Displacement System (MDS) Deactivates 4 cylinders (1, 4, 6, and 7) during steady speeds between 64 to 96 km/h (40-60 mph), low-acceleration and shallow-grade climbing conditions for improved fuel economy, depending on driving habits. (5.7L HEMI V8)			
Transmission 5-speed automatic with Electronic Range Select, Tow/Haul feature, adaptive electronic control, Brake/Park Interlock and electronically modulated torque converter (3.7L) Multispeed automatic with 5 forward speeds, alternate 2nd gear, Electronic Range Select, Tow/Haul feature, Brake/Park Interlock and electronically modulated torque converter (4.7L, 5.7L)			

FOUR-WHEEL-DRIVE SYSTEM (transfer case)

- Quadra-Trac I® NV140**⁽²⁾ Full-time; single-speed with 48/52 front/rear torque split and open front, centre, and rear differentials (3.7L)
- Quadra-Trac II™ NV245** Active full-time; 2-speed with low range [2.72:1] and Neutral, variable with 48/52 front/rear default torque split, electronically controlled clutch pack coupling in centre differential and open front/ rear differentials (3.7L, 4.7L)
- Quadra-Drive II™ NV245** Active full-time; 2-speed with low range [2.72:1] and Neutral, variable with 48/52 front/rear default torque split, electronically controlled clutch pack coupling in centre differential and front and rear Electronic Limited-Slip Differentials (4.7L, 5.7L)

⁽¹⁾3.55:1 with Quadra-Trac II. ⁽²⁾Quadra-Trac I is not appropriate for conditions or situations where low range is required, such as severe off-road driving conditions.

CAPACITIES/WEIGHTS kg (pounds) unless otherwise specified

Fuel Tank – Litres (imp. gal.)	80 (17.6)
Base Curb Weight (Limited)	2190 (4829)
Gross Vehicle Weight Rating	
3.7L V6	2903 (6400)
4.7L V8	2903 (6400)
5.7L HEMI V8	2948 (6500)

TOWING DATA kg (pounds)

Gross Trailer Weight Rating	
3.7L V6	1588 (3500)
4.7L V8	2948 (6500)
5.7L HEMI V8	3357 (7400)
Tongue Load Limit [V6/V8]	238 (525)/340 (750)

Trailer Tow Group Includes frame mounted hitch receiver and 4-pin adapter (V6); includes frame mounted receiver hitch and wiring harness with 7- to 4-pin adapter (V8)

RESTRICTION: Trailer frontal area limitation of 5.9 m² (64 sq. ft); maximum trailer length of 7.6 m (25 ft) (Class II) or 9.1 m (30 ft) (Class IV); trailer sway control and low-profile mirrors are recommended. This chart is meant to serve as a quick and easy reference guide on how to properly equip your Jeep® Commander for towing. For specific details, discuss your plans with your Jeep retailer, who will help you select the right equipment to meet your specifications. Jeep Commanders with a 4.7L V8 not equipped with Trailer Tow Group have a reduced towing capacity of 1588 (3500 pounds).

ABOUT THIS CATALOGUE: Since the time of printing, some of this information may have been updated. Ask your retailer for details before ordering.

Specifications, descriptions and illustrations contained in this catalogue are based on information believed to be correct at the time this publication was approved for printing. However, accuracy cannot be guaranteed. DaimlerChrysler reserves the right to discontinue models or options at any time or change specifications and materials, equipment or design without notice and without incurring obligation.

Some of the equipment may not be exactly as shown in this catalogue. Some of the equipment described or illustrated in this catalogue may not be standard, and may be available only at extra cost, as factory installed or retailer installed; items described as “available” may be standard on some models and optional, or not available, on others. Equipment referred to as “available” or “optional” may be at extra cost. Some options are required in combination with other options. For the price of the model with the equipment you desire or verification of specifications and equipment availability described herein, see your Chrysler, Jeep®, Dodge retailer.

Colour availability may vary by model. Due to printing limitations, the colours shown here and throughout the catalogue may vary slightly from the actual hue. See your retailer to view accurate colour chips.

Jeep is a registered trademark of DaimlerChrysler Corporation, used under licence by DaimlerChrysler Canada Inc.

©2006 DaimlerChrysler Canada Inc. All rights reserved.

2007 Chrysler, Jeep®, and Dodge vehicles are backed by a 5-year or 100,000-kilometre* fully transferable Powertrain Warranty with \$0 deductible, plus 24-hour roadside assistance.† Basic Warranty coverage is for 3 years or 60,000 kilometres.* Rust-through coverage on all body sheet metal is for 3 years. The Cummins® Turbo Diesel engine is protected by a separate Limited Warranty, covering the engine for 5 years or 160,000 kilometres.*

*Whichever comes first. †Some conditions may apply. The 5/100 Warranty does not apply to vehicles sold for certain commercial uses or to SRT including Viper models. See your retailer for details.

BODY/SUSPENSION/CHASSIS

Body Design UniFrame construction: All steel body sheet metal and frame structural members welded and bonded into a single unit _____ Std.

Suspension

Front: Short/Long Arm (SLA) independent design with coil springs, gas-charged, twin-tube coil-over shock absorbers, upper and lower control arms (“A” arms) and stabilizer bar

Rear: Solid (live) axle, 5-link with tubular track bar, twin-tube coil-over shock absorbers and stabilizer bar

Steering _____ Rack and pinion, power assisted

Variable Ratio (on centre/at full lock) _____ 17.4:1/15.5:1

Turns (lock-to-lock) _____ 3.14

Turning Diameter – m (ft) curb-to-curb _____ 11.4 (37.4)

BRAKE SYSTEM

Front: Power-assisted disc brakes; 12.9” rotor diameter

Rear: Power-assisted disc brakes; 12.6” rotor diameter

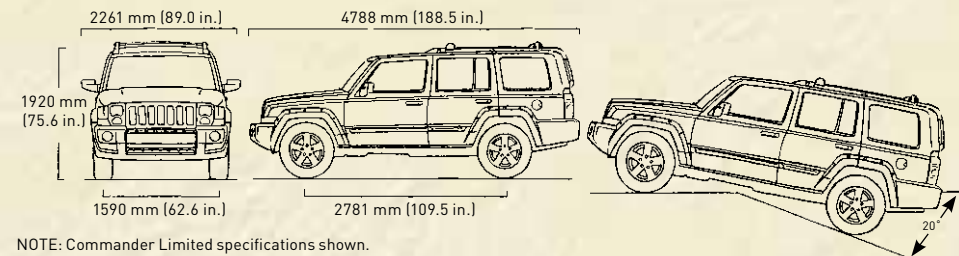
Electronic Stability Program (ESP™) 4-channel, 4-wheel anti-lock with active wheel speed, vehicle speed, steering wheel angle, yaw rate and lateral acceleration sensors, vehicle stability management with two-stage activation switch, all speed traction control, Brake Assist, Electronic Roll Mitigation (ERM) and Electronic Brake Distribution (EBD)

INTERIOR DIMENSIONS mm (inches) unless otherwise specified

Headroom, row 1/2/3	1069 [42.1]/1021 [40.2]/907 [35.7]
Legroom, row 1/2/3	1059 [41.7]/916 [36.1]/734 [28.9]
Shoulder Room, row 1/2/3	1499 [59.0]/1486 [58.5]/1285 [50.6]
Hip Room, row 1/2/3	1412 [55.6]/1372 [54.0]/1133 [44.6]
Maximum Cargo Volume – L (cu. ft), rear seats folded	1940 (68.5)
Seating Capacity	7

EXTERIOR DIMENSIONS mm (inches) unless otherwise specified

Length	
Wheelbase	2781 (109.5)
Overall Length	4788 (188.5)
Width	
Overall Width (at mirrors)	2261 (89.0)
Track front/rear	1590 (62.6)/1590 (62.6)
Height overall	1920 (75.6)
Load Floor Height	866 (34.1)
Sill Step Height	505 (19.9)
Ground Clearance (chassis/fuel tank)	211 (8.3)
Approach Angle/Departure Angle	34°/27°
Breakover Angle	20°



NOTE: Commander Limited specifications shown.

BeltAlert, ParkSense, Quadra-Drive II, Quadra-Trac II, Sentry Key, UConnect, Video Entertainment System, CommandView, Rear Seat Video and ParkView are trademarks of DaimlerChrysler Corporation. ESP is a trademark of DaimlerChrysler AG. HEMI, Mopar and Quadra-Trac I are registered trademarks of DaimlerChrysler Corporation. Trail Rated and the Trail Rated logo are trademarks of DaimlerChrysler Corporation. Boston Acoustics is a registered trademark of Boston Acoustics, Inc. Fold-and-Tumble is a trademark of Intier Automotive Inc. SmartBeam is a trademark of Gentex Corporation. SIRIUS is a trademark of SIRIUS Satellite Radio Inc. Cummins is a registered trademark of Cummins Engine Company, Inc. Bluetooth and the Bluetooth logos are trademarks owned by Bluetooth SIG, Inc., U.S.A., and are used by DaimlerChrysler under licence. Teflon is a registered trademark of E.I. DuPont De Nemours and Company.

In Gear

For those who choose to navigate the city streets or the less travelled paths of the backwoods. Jeep Goods will provide you with rugged high-quality merchandise fit for the Jeep way of life! Jeepgoods.ca



Enhance your Jeep Commander with Authentic Jeep Accessories by Mopar. They're designed specifically for your vehicle, for exceptional fit, finish and performance. Visit your retailer or mopar.ca.

	SPORT		LIMITED
	S	T	H
C A P A B I L I T Y			
Engines – 3.7L V6	•	•	
– 4.7L FFV V8	0	0	•
– 5.7L HEMI® V8 with MDS (requires Quadra-Drive II™)			0
Four-Wheel-Drive Systems – Quadra-Trac I® full-time single-speed ⁽¹⁾	•	•	
– Quadra-Trac II™ active 4WD (included with 4.7L V8 engine or Quadra-Trac II 4x4 Group)	P	P	•
– Quadra-Drive II active 4WD (included with Quadra-Drive II 4x4 Group)			P
Quadra-Trac II 4x4 Group – Includes Quadra-Trac II 4WD, fuel tank, transfer case and front suspension skid plates, and tow hooks (2 front/1 rear) (requires 3.7L V6)	0	0	
Quadra-Drive II 4x4 Group – Includes Quadra-Drive II 4WD, transfer case, front suspension, fuel tank skid plates and tow hooks (2 front/1 rear) (requires V8)			0
Skid Plate Group – Includes fuel tank, transfer case, front suspension skid plates and tow hooks (2 front/1 rear)	0	0	0
Tires – P245/65R17 Goodyear Fortera HL black sidewall all-terrain	•	•	0
– P245/65R17 Goodyear Fortera HL outline white letter all-terrain	0	0	•
E X T E R I O R			
Lighting – Automatic headlamps (ON/OFF) include programmable headlamps on with wipers, parade mode and delay features		•	•
– Fog lamps integral with front fascia, water-resistant	•	•	•
– SmartBeam™ intelligent high-beam headlamp control system			•
Liftgate – Power, opens and closes with remote key fob or interior button		0	0
Wiper System – Rain-sensitive automatic wiper system			•
I N T E R I O R			
Air Conditioning/Heat – Manual temperature controls with second row outlets	•	•	
– Infrared dual zone climate control with solar sensors and rear seat outlets			•
– Third row manual temperature controls and outlet	0	0	•
Cargo Area – Reversible floor panel with storage tray and two cargo tie down loops in quarter trim, cargo storage bin and storage net in trim panel	•	•	•
Jeep® Memory System – Radio station presets, last station settings, driver's seat position, exterior mirrors and accelerator and brake pedal settings for two drivers linked to separate key fobs			•
Pedals – Power adjustable (included in Popular Equipment Group)		P	
– Power adjustable with memory			•
Popular Equipment Group – Includes remote start, heated front seats and power adjustable pedals		0	•
Rear-view Mirror – Auto-dimming		•	•
Seats – Second row 40/20/40 bench with outboard reclining, Fold-and-Tumble™ section with head restraints and fold-down centre armrest with deployable cup holders	•	•	•
– Third row 50/50-split single-action folding seatbacks with head restraints	•	•	•
– Heated front seats (included in Popular Equipment Group)		P	•
– Front continuously variable manual lumbar seat adjustment	•	•	•
– Eight-way power driver's, manual front passenger seat adjustment	•		
– Eight-way power driver's, four-way power front passenger seat adjustment		•	
– Eight-way power driver's with memory, four-way power front passenger seat adjustment			•
Sunroof – Power with CommandView™ Dual Skylights; tinted panels – includes roller sunshades		0	•

	SPORT		LIMITED
	S	T	H
S A F E T Y / S E C U R I T Y			
Air Bags ⁽²⁾ – Advanced front multistage, deploy during a severe-force frontal or near-frontal impact	•	•	•
– Side Occupant Protection System with side-curtain air bags and rollover detection system provides additional protection to outboard occupants in the event of a vehicle collision or vehicle rollover	•	•	•
Child Seat Anchor System (LATCH) – Lower child seat anchors and upper tether anchors help ease the installation of compatible aftermarket seats	•	•	•
Electronic Brake System – Anti-lock Brake System (ABS) with Brake Assist	•	•	•
– All speed traction control	•	•	•
Electronic Stability Program (ESP™) – Includes Brake Assist and Electronic Roll Mitigation	•	•	•
Navigation/Parkview Group – Includes AM/FM navigation ⁽³⁾ radio with six-disc CD changer and ParkView ⁽⁴⁾ rear park assist camera		0	0
ParkSense™ ⁽⁴⁾ – Rear park assist system with shut-off switch	•	•	•
ParkView™ ⁽⁴⁾ – Rear back-up camera (included with Navigation/ParkView Group)		P	P
Remote Keyless Entry System – Operates door and liftgate locks and liftgate flipper glass release; includes Sentry Key™ Engine Immobilizer	•	•	•
Restraint System – Height-adjustable, pivoting front seat belts with pre-tensioning and digressive load-limiting retractors; BeltAlert™ driver and front passenger seat belt reminder system, shoulder/lap belts for all seating positions	•	•	•
Sentry Key Engine Immobilizer	•	•	•
Tire Pressure Monitoring Display System – Features tire valve stem mounted sensors that monitor and display (in EVIC) individual tire pressures for all four rotating tires and warns if pressure is too low or too high			•
Tire Pressure Monitoring Warning System – Features tire valve stem mounted sensors that monitor pressure and display warning in instrument cluster if pressure is too low or too high	•	•	
Vehicle Security System – Monitors doors, flipper glass and liftgate		•	•
S O U N D S Y S T E M S / E N T E R T A I N M E N T			
Entertainment/Communication – UConnect™ voice-activated hands-free communication system ⁽⁵⁾		0	0
– SIRIUS™ Satellite Radio (late availability)		0	0
– Rear DVD Video Entertainment System™ with DVD player in centre floor console, remote control, two wireless headphone jacks and Rear Seat Video™ screen in overhead console		0	0
Radios – AM/FM stereo radio with CD player and clock, interface for portable audio devices	•	•	
– AM/FM/RDS stereo radio with six-disc CD/MP3 player and clock	0	0	•
– Full screen GPS/DVD-based navigation ⁽³⁾ system with AM/FM/RDS stereo radio, six-disc CD/MP3 player and clock (included with Navigation/ParkView Group)		P	P
Speakers – Six-speaker system	•		
– Boston Acoustics® Premium Sound System with six speakers and 276-watt digital amplifier		•	•

• – Included P – Available within package noted 0 – Optional

⁽¹⁾Quadra-Trac I is not appropriate for conditions or situations where low range is required, such as severe off-road driving conditions. ⁽²⁾Always use seat belts. Children 12 and under should always be in a back seat correctly using an infant or child restraint system, or the seat belt properly positioned, dependent on the child's age and weight. ⁽³⁾Navigation system operates only in certain metropolitan areas. See your retailer for details. ⁽⁴⁾Intended to provide assistance to the driver. Always exercise appropriate care while reversing. ⁽⁵⁾Must use Bluetooth™ compatible mobile phone.