

Jeep[®]



THE ALL-NEW
WRANGLER

RUBICON®

THE FACE OF FREEDOM FROM THE VERY START

It's an epic evolution, where design and technology take a giant leap forward. This all-new wrangler surges ahead, bringing with it the spirit of freedom and a passion for adventure. It takes on new life while retaining an iconic presence recognized around the globe.



STEALTH ANTENNA INTEGRATED INTO WINDSHIELD

The new stealth antenna, integrated into the windshield, replaces the steel mast, streamlining the Wrangler's look and preventing trail snags.

EXPERIENCE THE GORILLA GLASS WINDSHIELD

Expertly engineered for unmatched durability—ideal for handling the toughest off-road adventures with confidence.

ALL NEW 12.3" TOUCHSCREEN DISPLAY

The new Uconnect® system features a 12.3-inch touchscreen with essential features and services, keeping you connected.

POWER ADJUSTABLE FRONT SEATS

Engineered for comfort with 12-way adjustment, offering support and durability for rugged adventures.



ADVANCED DRIVETRAINS

The Wrangler's 2.0L Turbo I-4 engine and 8-speed transmission are designed to minimize weight & fuel consumption and maximize efficiency.

NEW 8-SPEED AUTOMATIC TRANSMISSION

Smooth and efficient, this transmission enhances acceleration, saves fuel, and boosts torque for stronger pulling power.

WHEELS AND TIRES

The 32-inch All-Terrain tires offer excellent grip, with Rubicon® flares providing clearance and 2 inches of lift.











BODY STRENGTH

Improvements to the safety cage make the muscles of the all-new Wrangler exceptionally solid, optimizes strength and aids efficiency standard.



SENSES YOUR SURROUNDINGS.

New active safety systems are constantly working to monitor your vehicle's perimeter. Rest assured, Jeep® wrangler remains on call, ready to notify you when a potentially dangerous situation arises.

Engine
2.0L GMET4 DOHC TC with ESS 285PS 400Nm
Transmission
8-Speed Automatic Four Wheel Drive
4x4 System
Rock-Trac Active On-Demand 4x4
Body Style(s)
2-Door/4-Door
Features
<ul style="list-style-type: none">• Rock-Trac[®] Active On-Demand 4x4 System [4:1 Transfer Case]• 77.2:1 Crawl Ratio• Tru-Lok[®] Front & Rear Locking Differentials• Electronic Front Sway Bar Disconnect• Performance Suspension• Heavy Duty Dana Full-Float Rear Axle• 32" Off-Road Tyres• 17-Inch Machined/ Painted Black Alloy Wheels• Programmable Auxiliary Switch Bank• Off-Road+ Mode• Nappa Leather Trimmed Seats• Leather-Wrapped Shift Knob & Parking Brake Handle• 12-Way Power Adjustable Front Seats (4-Door)• 12-Way Power Adjustable Driver Seat (2-Door)• Forward Facing TrailCam• Satellite Navigation
Dimension
<div><div> 1.89m</div><div> up to 4.88m</div><div>up to 1.90m</div></div>
Exterior Colors
<div><div> Bright White (Standard)</div><div> Black (Option)</div><div> Firecracker Red (Option)</div><div> Hydro Blue (Option)</div><div> Granite Crystal (Option)</div><div> Sarge (Option)</div><div> Mojito (Option)</div><div> Anvil (Option)</div></div>

Technical Specifications	Rubicon 2-Door		Rubicon 4-Door	
Body & Chassis				
Layout	Front Engine 4x4			
Construction	Body on Frame Chasis, open steel and aluminium body			
Assembly Plant	Toledo Supplier Park, Toledo, Ohio, USA.			
Doors	2-Door		4-Door	
Seats	4		5	
Powertrain				
Description	2.0L GMET4 DOHC TC with ESS			
Capacity	1,995			
Cylinders	4			
Configuration	Inline			
Aspiration (Natural / Forced)	Turbocharged			
Max. Power (PS @ rpm)	285 @ 5250			
Max. Torque (Nm @ rpm)	400 @ 3000-4500			
Valves	16			
Compression	10:1			
Bore & Stroke (mm)	84 x 90			
Fuel ⁽¹⁾				
System	Sequential, Multi Port, Electronic, Returnless			
Type	MIN RON 95			
Fuel Tank Capacity (L)	66.0		81	
Economy (Urban, L/100km)	11.9		11.9	
Economy (Highway, L/100km)	8.8		8.8	
Economy (Combined, L/100km)	9.9		9.9	
Emissions				
Emission Standard Met	Euro 6			
Emissions (Combined, CO ₂ g/km)	225		225	
Steering				
Type	Electro-Hydraulic Power			
Turning Circle - Kerb to Kerb (m)	10.0		11.8	
Column Adjustment	Tilt/Telescopic			
Weights				
Tare Weight (kg)	1,977		2,139	
Gross Vehicle Mass (kg)	2,404		2,574	
Max. Braked Towing Capacity (kg) ⁽⁹⁾	1,497		2,495	
Max. Tongue Download (kg) ⁽⁵⁾	150		250	
Gross Combined Mass (kg) Incl. Braked Towing	3,751		4,819	
Transmission				
Type	8-Speed Automatic			
Brakes				
Front - Type	Ventilated disk, floating twin piston caliper with ABS			
Front - Size (mm)	330 x 28		330 x 28	
Rear - Type	Solid disk, floating single piston caliper with ABS			
Rear - Size (mm)	342 x 12		342 x 14	
Wheel & Tyre				
Wheel Type	Alloy			
Wheel Size (Inches)	17.0 x 7.5		17.0 x 7.5	
Tyre Size	255 / 75		255 / 75	
Spare Wheel	Tailgate Mounted - Matching Alloy Wheel			
Dimensions				
Length (mm)	4,334		4,882	
Width (mm)	1,894		1,894	
Height (mm)	1,879		1,901	
Wheelbase (mm)	2,459		3,008	
Front Track (mm)	1,598			
Rear Track (mm)	1,598			
Suspension				
Type	Coil			
Front	Solid Axle, Link Coil, Leading Arms, Track Bar, Coil Springs, Stabiliser Bar			
Rear	Solid Axle, Link Coil, Leading Arms, Track Bar, Coil Springs, Stabiliser Bar			
Electronic Stabiliser Bar Disconnect	Front		Front	
4x4 Specifics				
4x4 System	Rock-Trac [®] Active On-Demand 4x4		Rock-Trac [®] Active On-Demand 4x4 [#]	
Operating Mode	2WD High; 4WD High Auto; 4WD High; Neutral; 4WD Low			
Transfer Case	2-Speed			
Low Range Ratio	4.0:1		4.0:1	
Rear Axle Ratio	4.10		4.10	
Front Axle	Dana M210		Dana M210	
Rear Axle	Dana M220		Dana M220	
Electronic Locking Differentials	Tru-Lock Front & Rear		Tru-Lock Front & Rear	
Running Clearance (mm)	257		255	
Approach Angle (Degrees)	44.0		43.9	
Breakover Angle (Degrees)	27.8		22.6	
Departure Angle (Degrees)	37.0		37.0	
Wading Depth (mm) ⁽⁶⁾	760			
Warranty & Services				
Service Intervals	10,000km / 12 months			
Warranty	3 year / 100,000km ⁽²⁾			

Jeep®

THERE'S ONLY ONE



PT Indomobil National Distributor reserves the right to make changes from time to time, without notice or obligation, in prices, specifications, technical information, accessories, colours, materials and to change or discontinue models. All vehicles, models, features, colours and/or accessories shown may not be available in Indonesia from time to time or at all. "Optional" may mean available as an option but only at an additional cost. Pictures in this brochure may differ from the look of products in Indonesian market. For the details of the vehicles, models, features, colours and/or accessories currently in Indonesia, please contact an Jeep Authorized Workshop.

(1) Driving style, road and traffic conditions, fitment of accessories, environmental influences and vehicle condition can lead to consumption figures which may differ from those calculated with these standards. (2) Apple CarPlay® requires an iPhone 5 or later version of iPhone, running iOS 7.1 or above. The function of Apple CarPlay® requires mobile data for full capability. Compatibility and performance can vary and change. (3) Android Auto™ requires an Android 5.0 or later version of Android, installed with the Android Auto™ Application. The function of Android Auto™ requires mobile data for full capability. Compatibility and performance can vary and change. (4) Android Auto™ and Apple Carplay® is available on, and compatible with, Uconnect® Systems installed in select Jeep vehicles. PT. Indomobil National Distributor is not responsible for the availability, compatibility or use of applications, products and software supplied or supported by third parties. (5) Trailer tongue download subject to certain operating conditions. Please refer to Owner's Manual for full details. (6) This vehicle is capable of crossing through water at a depth of 760mm (30 inches) at speeds no greater than 8km/h (5mph). Water ingestion can occur causing damage to your vehicle that may not be covered by the New Vehicle Warranty. (7) 3 years from the date of vehicle registration or 100,000km (whichever comes first). (8) After your warranty period expires, scheduled maintenance services must be conducted through a Jeep Authorised Workshop at manufacturer specified intervals. (9) Maximum towing capacity is based on Aggregate Trailer Mass (ATM). Please follow towing information in the Owner Manual or consult your preferred Jeep Authorized Workshop for details.

JEEP-ID.COM

Jeep is a registered trademark of FCA US LLC

JEEP INDONESIA

PT. Indomobil National Distributor

Indomobil Tower Lt. 14

Jl. MT. Haryono Kav. 11, Jakarta 13330