

THE ALL-NEW 2015

**K 900**



PREMIUM





## AN EXCEPTIONALLY REFINED LUXURY SEDAN

Presenting the all-new Kia K900 — a brilliant union of dynamic performance, innovative technology and evocative design. Graced with the superior craftsmanship, fine materials and sophisticated amenities reserved for the world's most prestigious automobiles, the K900 is designed to satisfy the most discerning driver and indulge the most demanding passengers. The elegance of the interior's available glove-soft Nappa leather trim\* and available genuine wood trim accents\* is complemented by the refinement of heated and air-cooled front seats, heated rear seats and available air-cooled, power-reclining rear seats.\* Spacious and luxurious, powerful and uncompromising, the K900 is a luxury sedan designed to compete with the finest automobiles on the road.

International model shown.

\* See Features page for availability. Not all optional features are available on all trims. K900 V8 ELITE MODEL SHOWN. Vehicle as shown available only as special order. Some features may vary.



## DYNAMIC PERFORMANCE

K900 is powered by an available 420-horsepower<sup>†</sup> 5.0L Gasoline Direct Injection (GDI) V8 engine\* that delivers absolutely exhilarating performance, or by an impressive 311-horsepower 3.8L GDI V6 engine. Both of these engines are complemented by an eight-speed automatic transmission that provides precise, smooth, seamless operation. K900 also features a rear-wheel-drive platform that results in excellent weight distribution for crisp handling and driving enjoyment. In addition, sophisticated multi-link front and rear suspension helps ensure an exceptionally comfortable drive.



<sup>†</sup>With Premium Gasoline. \* See Features page for availability.  
Not all optional features are available on all trims. K900 V8 ELITE MODEL SHOWN.



## EXTRASENSORY PERCEPTION

As technology rapidly progresses, Kia's engineers have continuously pushed boundaries, culminating in the remarkably advanced K900. It is equipped with an impressive array of systems that help monitor your driving environment and instantaneously convey real-time information to the driver. Innovative available features include Advanced Smart Cruise Control,<sup>1</sup>\* Lane Departure Warning System,<sup>1</sup>\* Rear Cross-Traffic Alert<sup>1</sup>\* and Blind-Spot Detection with Lane Change Assist,<sup>1</sup>\* which utilizes a radar system to help detect vehicles in the driver's blind spots and recognize those approaching from behind. With a virtual mind of its own, the K900 both informs and assists you, seamlessly helping to connect you to the road and your surroundings.







## INSPIRED TECHNOLOGY


Reflecting a belief that true luxury is multifaceted, K900 employs a wide array of technologically advanced features and innovative systems dedicated to providing driver and passengers with a supreme level of comfort, control and convenience. Thanks to their easy-to-use and intuitive design, K900's advanced available systems, including a Heads-Up Display,\* 360° Camera Monitoring<sup>2</sup> and Parking Guide System,<sup>2\*</sup> provide drivers with heightened awareness of the road while encouraging them to enjoy every moment behind the wheel.

2. \* See Features page for availability and page 27 for endnotes. Not all optional features are available on all trims. K900 V8 ELITE MODEL SHOWN. Vehicle colours as shown available only as special order. Some features may vary.



# INTELLIGENT

Advanced technology applied intelligently makes complex operations simple. Whether parallel parking, backing out of a parking space, flowing with city traffic or traveling with the benefit of Advanced Smart Cruise Control, K900 drivers receive a concise and valuable stream of information about their driving environment, helping them to take command at all times.



**1. HEADS-UP DISPLAY\***

Available Heads-Up Display projects information like current speed, navigation route, blind-spot detection, smart cruise control and lane-departure warning onto the windshield glass in the driver's line of sight. The display's brightness adjusts as outside lighting changes while the height can be changed to suit the driver.

**2. 360° CAMERA MONITORING<sup>2\*</sup>**

Available 360° Camera Monitoring utilizes four cameras located at the front, rear and sides to provide a view around the vehicle. This helps enhance driver visibility when maneuvering into parking spaces.

**3. BLIND-SPOT DETECTION WITH LANE CHANGE ASSIST\***

The available radar system helps detect vehicles in the driver's blind spot and then provides alerts. Lane Change Assist helps detect vehicles approaching from behind.

**4. ADVANCED SMART CRUISE CONTROL\***

Available Advanced Smart Cruise Control uses radar to maintain a predetermined distance from the vehicle directly ahead, automatically slowing or accelerating your K900 when appropriate.

**5. REAR CROSS-TRAFFIC ALERT\*\***

Available Rear Cross-Traffic Alert warns the driver of cross-traffic while the vehicle is in reverse by activating audible and visual alerts to help reduce the likelihood of a collision.

**6. LANE DEPARTURE WARNING SYSTEM\*\***

Available Lane Departure Warning System is designed to detect the vehicle moving out of its lane without the turn signal being used. When it does, the advanced system alerts the driver with a combination of audible and visual warnings.

**7. ADVANCED VEHICLE SAFETY MANAGEMENT\***

Available Advanced Vehicle Safety Management integrates various vehicle monitoring systems and, if the K900 anticipates a potential frontal collision, the system alerts the driver with audible and visual alerts.<sup>†</sup>

**8. ADAPTIVE FRONT LIGHTING SYSTEM**

For optimal visibility while driving at night, the Adaptive Front Lighting System (AFLS) works with the High-Intensity Discharge or available LED headlights\* to deliver a varying beam pattern based on vehicle pitch and steering angle.

# INNOVATIVE

Forward-thinking technology is its own reward. Case in point is K900's wealth of advanced features designed to enhance your comfort, convenience and entertainment. With poise and confidence, K900 ensures that doors are fully closed, helps you navigate your route and escorts you in the style that you expect and deserve.



**9. VOICE-COMMAND NAVIGATION<sup>4</sup>**

Featuring a vivid 9.2-inch colour LCD screen, the convenient voice-command navigation system delivers quick access to vehicle and road information. The traditional analog clock is GPS linked and will adjust time automatically.

**10. DRIVER INFORMATION SYSTEM CONTROL**

A control dial with direct access buttons and intuitive operation provides easy access to a range of systems, including entertainment and voice-command navigation functions.

**11. LEXICON<sup>®5</sup> AUDIO SYSTEM**

A premium 900-watt Lexicon Discrete Logic 7<sup>®5</sup> surround-sound system with 17 speakers and a 12-channel digital sound processor provides extraordinarily clear, balanced audio entertainment that driver and passengers may enjoy to the fullest.

**12. POWER TRUNK & SOFT-CLOSE DOORS\***

For maximum convenience with minimal effort, the power-closing trunk and available soft-close doors\* gently close themselves. The power-closing trunk reverses operation when an object is sensed that prevents proper closing.

**13. THIN-FILM TRANSISTOR LCD CLUSTER\***

Using advanced Thin-Film Transistor (TFT) technology, the available 12.3-inch, high-definition Supervision cluster features precise graphics and gives the driver a range of information with exceptional clarity.

**14. POWER-FOLDING OUTSIDE MIRRORS**

Easily fold in the outside mirrors using a door-mounted control or the key fob. The mirrors also feature auto-dimming, integrated perimeter approach puddle lamps, along with lighting around the driver's door handle, for nighttime convenience.

**15. SHIFT-BY-WIRE GEAR SELECTOR\***

An available sleek electronic gear selector delivers fast, smooth gear changes thanks to advanced shift-by-wire technology that replaces any mechanical link between the gear selector and the transmission.

**16. SOUND-INSULATING LAMINATED GLASS**

For a remarkably quiet and luxurious drive, the windshield and front- and rear-door windows feature specially laminated sound-insulating glass. It incorporates two distinct layers of thin film on each side of the windows' insulating centre layer.

\*No system, no matter how advanced, can compensate for all driver errors, driving conditions, accidents, and/or injury. Always drive responsibly. Images shown for illustration only. 1, 2, 4, 5, \* See Features page for availability and page 27 for endnotes. Not all optional features are available on all trims. K900 V8 ELITE MODEL SHOWN. \*\*Vehicle interior colours as shown available only as special order. Some features may vary.





## LUXURY CONNECTED.

What could be simpler than using your voice or a convenient control dial to operate the onboard navigation and entertainment systems on your new K900?

All K900 models are equipped with Kia's multimedia interface, combining a dynamic display, brilliant graphics and speech recognition technology for precise control of multiple systems and functions.

### DRIVER INFORMATION SYSTEM CONTROL

A control dial with direct access buttons and intuitive operation provides easy access to a range of onboard systems.

### MEDIA AND MUSIC INTEGRATION

The interface provides hands-free connectivity for your Bluetooth®-enabled cell phone and supports digital music streaming from iPod® or USB-connected music sources, as well as the system's internal hard drive. Your music is accompanied by extra-large album artwork on the screen.

### FRONT AND REARVIEW CAMERA DISPLAYS <sup>1</sup>

The multimedia interface automatically displays a high-resolution image from either the vehicle's front or rearview cameras. Like an extra set of eyes, they shows you what you might not see in the rearview mirror or below the hood-line in front of you.

### 360° CAMERA MONITORING<sup>2\*</sup>

An available 360° Camera Monitoring system utilizes four cameras located at the front, rear and sides to provide a view around the vehicle. This helps enhance driver visibility when maneuvering into parking spaces.

### PREMIUM AUDIO SYSTEM INTEGRATION

The multimedia interface is fully integrated with K900's premium Lexicon® Audio System - a concert-hall-quality system featuring 17 precisely placed speakers, including a subwoofer, centre channel speaker and external amplifier.

### ONBOARD NAVIGATION <sup>4</sup>

K900's standard onboard navigation system is also fully integrated with the multimedia interface. Call-up a destination or find a point of interest and the K900 will take you there.

1, 2, 4, 5, 6, 10 \* See Features page for availability and page 27 for endnotes. Not all optional features are available on all trims. Some features may vary.





## ELEGANCE BORN OF SOPHISTICATED REFINEMENT

Superior craftsmanship and meticulous attention to detail combine to create a truly luxurious interior. K900's elegant design is enhanced by supple available premium Nappa leather trim\* and complemented by available genuine wood trim accents.\*Exceptional interior spaciousness and a three-zone climate-control system translate into first-class comfort for every seating position. In addition, superb interior sound insulation dramatically reduces road noise so everyone can enjoy a quiet ride in absolute luxury.

\*See Features page for availability. Not all optional features are available on all trims. K900 V8 ELITE MODEL SHOWN. Some features may vary.





1



2



3



4



5



6



#### 1. HEATED AND AIR-COOLED SEATS

Enjoy optimal comfort year-round thanks to heated front and rear seats with multiple temperature settings, and air-cooled front and available air-cooled rear seats.\*

#### 3. REAR-SEAT CENTRE CONTROLS

A control panel allows convenient adjustment of the second-row climate system, the power rear-window sunshade as well as the rear seats' heating and available cooling.\*

#### 5. PANORAMIC SUNROOF\*

Available panoramic sunroof brightens any drive, allowing you to enjoy sunny days and fresh air. It includes a power-retractable sunshade for enhanced convenience.

#### 2. POWER SEAT CUSHION EXTENSION\*

Available power-adjustable driver's seat cushion extension is a welcome luxury, providing extra support and allowing drivers to select their own custom comfort settings.

#### 4. POWER REAR-WINDOW SUNSHADE

Rear passengers can relax and enjoy a cool and comfortable drive thanks to a power rear-window sunshade and manual rear side-window shades.

#### 6. 16-WAY ADJUSTABLE DRIVER'S SEAT\*

Memory settings for two drivers provide the luxury and comfort of personalized ergonomics for the available 16-way power-adjustable driver's seat.

## EXTRAORDINARY FEATURES FOR UNSURPASSED LUXURY

An exceptional combination of premium features allow driver and passengers alike to travel in exquisite style and true luxury. Rear-seat passengers can be graciously indulged with available extravagant features that include rear seating with power-reclining adjustability, ventilation, aviation style headrests and multi-zone lumbar support. In addition, glove-soft Nappa leather trim and thigh and torso cushioning provide rear-cabin passengers with the ultimate in style and comfort.

\*See Features page for availability. Not all optional features are available on all trims. K900 V8 ELITE MODEL SHOWN. Some features may vary.





## ADVANCED SAFETY SYSTEMS TO HELP HANDLE UNEXPECTED CONDITIONS

K900 features advanced safety systems designed to help give you peace of mind every time you drive. Each one is engineered to help you maintain control, even in harsh road conditions and in some emergency situations.<sup>†</sup> These safety systems are designed to function automatically, leaving you free to focus on safe driving.

International model shown.

**VEHICLE STABILITY  
MANAGEMENT (VSM)**

VSM adds steering direction control capability. The system intervenes in appropriate situations to help the driver regain control of the vehicle.

**ELECTRONIC STABILITY CONTROL (ESC)**

ESC provides improved directional stability, which helps you maintain better control in difficult driving situations. During emergency maneuvers, it can control the engine and brakes to help keep your K900 on course.

**TRACTION CONTROL SYSTEM (TCS)**

When TCS senses wheel spin during vehicle acceleration, it uses engine power and brake force to help transfer power to the wheels that have the most traction.

**ELECTRONIC BRAKE-FORCE  
DISTRIBUTION (EBD)**

To help maintain more consistent braking as vehicle loads and weight distribution change, EBD adjusts the front-to-rear balance of brake pressure.

**BRAKE ASSIST SYSTEM (BAS)**

If BAS detects emergency braking, based on how quickly you step on the brake pedal, it instantly applies full braking force, which helps shorten your overall stopping distance and helps keep you in control.

**HILL-START ASSIST CONTROL (HAC)**

To help keep your K900 from rolling backward when starting off on a steep hill, the HAC system automatically holds the brake pressure for two seconds after you take your foot off the brake pedal.

<sup>†</sup>No system, no matter how advanced, can compensate for all driver errors, driving conditions, accidents, and/or injury. Always drive responsibly. K900 V8 ELITE MODEL SHOWN. Some features may vary.





## DESIGNED TO PROTECT DRIVER AND PASSENGERS

K900 is equipped with passive safety systems designed to help minimize injury when certain traffic accidents are unavoidable. An advanced airbag system helps protect driver and passengers with dual front, front and rear seat-mounted side, and full-length side curtain airbags.<sup>7</sup>

### **EIGHT ADVANCED AIRBAGS**

Dual front airbags, full-length side curtain airbags and front and rear seat-mounted side airbags comprise a sophisticated system managed by advanced sensors that can even respond in certain rollover situations.

### **AIRBAG & SEAT BELT SENSORS**

This system monitors the severity of certain impacts, the presence of a front passenger and seat belt use, and then controls airbag inflation accordingly.<sup>7</sup>

### **FRONT SEAT BELT PRETENSIONERS**

Pretensioners have been designed to tighten the front seat belts in the event of certain collisions, reducing the likelihood of injuries in some situations.

### **SIDE-IMPACT DOOR BEAMS**

All doors are reinforced with extremely strong but light steel beams to help absorb impact energy and deflect side-impact force. The K900's A and B pillars are also reinforced to help strengthen the body of the vehicle.

### **FRONT & REAR CRUMPLE ZONES**

Front and rear crumple zones are specially engineered to help absorb and dissipate impact energy, helping to preserve the structural integrity of the entire passenger compartment in certain collisions.

### **REAR CHILD-SAFETY DOOR LOCKS**

Rear child-safety door locks help prevent the doors from being opened accidentally, which is important when small children are passengers. With the doors in the locked position, they can only be opened from the outside.

<sup>7</sup> See endnotes on page 27 for details.  
Vehicle as shown available only with special order on V8 Elite model.







FEATURES

EXTERIOR	V6	V6 Premium	V8 Elite
18" machined-finish alloy wheels	•	•	–
19" chrome alloy wheels	–	–	•
P245/50R18 tires	•	•	–
P245/45R19 front tires; P275/40R19 rear tires	–	–	•
Temporary spare tire	•	•	•
Dynamic dampers (shocks)	•	•	•
Tire pressure monitoring system (TPMS)	•	•	•
Electronic parking brake	•	•	•
Solar glass	•	•	•
Rain-sensing windshield	•	•	•
Variable intermittent windshield wipers	•	•	•
Hydrophobic front door glass	•	•	•
Sound-proof side door glass	•	•	•
Self-sealing doors	–	–	•
Panoramic sunroof	–	•	•
Auto-leveling Xenon high-intensity discharge (HID) headlights	•	•	–
Full LED headlights	–	–	•
Automatic headlights	•	•	•
Adaptive headlight system	–	•	•
Escort lighting system	•	•	•
LED daytime running lights	•	•	•
LED frosted positioning lights	•	•	•
LED lightbar taillights	•	•	•
LED fog lights	•	•	•
Puddle lights	•	•	•
Power folding and heated sideview mirrors with LED signal repeaters	•	•	•
Auto-dimming sideview mirrors	•	•	•
Chrome-coated door handles and mouldings	•	•	•
Dual exhaust tips	•	•	•
Windshield wiper de-icer	•	•	•
Rear window defroster	•	•	•
Front and rear splash guards	•	•	•

SAFETY			
Dual advanced front airbags	•	•	•
Dual front and rear seat-mounted side airbags	•	•	•
Dual side curtain airbags	•	•	•
Height-adjustable, anti-whiplash front headrests	•	•	•
Blind spot detection system <sup>1</sup>	–	•	•
Rear cross traffic alert system <sup>1</sup>	–	•	•
Lane departure warning system <sup>1</sup>	–	•	•
Advanced vehicle safety management	–	•	•
Electronic stability control (ESC)	•	•	•
Vehicle stability management (VSM)	•	•	•
Traction control system (TCS)	•	•	•
Hill assist control (HAC)	•	•	•
4-wheel anti-lock braking system (ABS)	•	•	•
4-wheel disc brakes	•	•	•
Height-adjustable front seatbelts with pretensioners	•	•	•
Impact-sensing auto door unlock	•	•	•
High-tensile strength steel body structure	•	•	•
Child-safety rear door locks	•	•	•
Lower anchors and tethers for children (LATCH)	•	•	•
Front and rearview cameras with parking sensors <sup>1</sup>	•	•	•
360° view monitoring system (four cameras) <sup>2</sup>	–	–	•

• = Standard    – = Not Available

COMFORT & CONVENIENCE	V6	V6 Premium	V8 Elite
Tri-zone fully automatic temperature control with automatic defog system	•	•	•
Rear climate ventilation	•	•	•
Outside temperature display	•	•	•
Power door locks	•	•	•
Remote keyless entry	•	•	•
Smart Key with push-button start	•	•	•
Power express up/down windows with anti-pinch	•	•	•
Power open and close trunk	•	•	•
Power rear sunshade blind	•	•	•
AM/FM/CD/MP3 radio	•	•	•
Lexicon™ 17-speaker premium audio system <sup>5</sup>	•	•	•
SIRIUSXM® satellite radio (includes three trial months) <sup>3</sup>	•	•	•
AUX and USB input ports	•	•	•
Navigation system with multimedia interface <sup>4</sup>	•	•	•
Bluetooth® hands-free cell phone connectivity <sup>10</sup>	•	•	•
Power tilt and telescopic adjustable steering column	•	•	•
Steering wheel-mounted audio and cruise controls	•	•	•
Advanced smart cruise control <sup>1</sup>	–	•	•
Supervision instrument cluster	•	•	–
12.3" TFT LCD Supervision instrument cluster	–	–	•
Advanced heads-up display (HUD) system	–	•	•
LED interior mood lighting	•	•	•
Trip computer	•	•	•
Sunglass holder	•	•	•
Illuminated vanity mirrors	•	•	•
Auto-dimming rearview mirror	•	•	•
Centre console storage compartment with armrest	•	•	•
Front map lamp and footwell lights	•	•	•

SEATING & TRIM			
Leather seats	•	–	–
Premium Nappa leather seats	–	•	•
Heated front seats (3-stage)	•	•	•
Heated rear seats (3-stage)	•	•	•
Air-cooled front seats (3-stage)	•	•	•
Air-cooled rear seats (3-stage)	–	–	•
Power front headrests	–	•	•
Aviation-style rear headrests	–	–	•
12-way power adjustable driver's seat with lumbar support	•	–	–
16-way power adjustable driver's seat with lumbar support	–	•	•
8-way power adjustable passenger seat with lumbar support	•	•	•
Power extendable driver's seat cushion	–	•	•
Rear seat lumbar support (multi-zone)	–	•	•
Power reclining rear seats	–	–	•
Front seat, sideview mirror and steering column memory system	•	•	•
Rear armrest with climate controls, USB and 12V charging ports	•	•	•
Deluxe door scuff with illumination	•	•	•
Leather-wrapped dash	•	•	•
Leather-wrapped steering wheel	•	–	–
Leather-wrapped and genuine wood steering wheel	–	•	•
Heated steering wheel	–	•	•
Leather-wrapped gear shift knob	•	•	•
Genuine wood centre fascia trim	–	•	•
Genuine wood interior trim	–	•	•

SPECIFICATIONS

ENGINE	V6 & V6 Premium	V8 Elite
Type	3.8L, GDI, V6, aluminum block and heads	5.0L, GDI, V8, aluminum block and heads
Valve train	DOHC, 4 valves per cylinder, Dual-Cam Variable Valve Timing (D-CVVT)	DOHC, 4 valves per cylinder, Dual-Cam Variable Valve Timing (D-CVVT)
Horsepower	311 hp @ 6,000 rpm	420 hp @ 6,400 rpm*
Torque	293 lb.-ft. @ 5,000 rpm	376 lb.-ft. @ 5,000 rpm
Compression ratio	11.5:1	11.5:1
Intake	Variable Intake System (VIS)	Tuned Intake System (TIS)
Fuel system	Gasoline direct injection (GDI)	Gasoline direct injection (GDI)
Fuel management	Advanced Drive Mode Select (Sport/Normal/ECO/Snow)	Advanced Drive Mode Select (Sport/Normal/ECO/Snow)
Recommended fuel	Regular unleaded	Premium unleaded
Drive type	Rear wheel drive (RWD)	Rear wheel drive (RWD)
Transmission	8-speed Sportmatic automatic, Shift-by-cable, Shift-by-wire (V6 Premium)	8-speed Sportmatic automatic, Shift-by-wire

DIMENSIONS, MM (IN.)		
Wheelbase	3,045 (119.9)	3,045 (119.9)
Length	5,095 (200.6)	5,095 (200.6)
Width	1,900 (74.8)	1,900 (74.8)
Height	1,490 (58.7)	1,490 (58.7)
Ground clearance	150 (5.9)	150 (5.9)
Head room – 1 <sup>st</sup> /2 <sup>nd</sup> rows	1,020/955 (40.2/37.6)	1,020/955 (40.2/37.6)
Head room – 1 <sup>st</sup> /2 <sup>nd</sup> rows (with sunroof)	1,020/950 (40.2/37.4)	1,020/950 (40.2/37.4)
Shoulder room – 1 <sup>st</sup> /2 <sup>nd</sup> rows	1,500/1,452 (59.1/57.2)	1,500/1,452 (59.1/57.2)
Leg room – 1 <sup>st</sup> /2 <sup>nd</sup> rows	1,165/970 (45.9/38.2)	1,165/970 (45.9/38.2)

CURB WEIGHT, KG (LB.)		
Automatic transmission	1,940 – 1,985 (4,277 – 4,376)	2,066 – 2,106 (4,555 – 4,643)

BODY & CHASSIS	V6 & V6 Premium	V8 Elite
Layout	Front engine, rear wheel drive	Front engine, rear wheel drive
Body type	Steel unibody	Steel unibody
Front suspension	Multi-link and gas shock absorber with dynamic dampers	Multi-link and gas shock absorber with dynamic dampers
Rear suspension	Multi-link and gas shock absorber with dynamic dampers	Multi-link and gas shock absorber with dynamic dampers
Steering	Electric-hydraulic power steering (EHPS)	Electric-hydraulic power steering (EHPS)

BRAKES		
Type	4-wheel Anti-lock Braking System (ABS), Electronic Brake-force Distribution (EBD), Brake assist system (BAS), Electronic parking brake (EPB)	4-wheel Anti-lock Braking System (ABS), Electronic Brake-force Distribution (EBD), Brake assist system (BAS), Electronic parking brake (EPB)
Front, mm (in.)	320 (12.6) vented discs	358 (14.1) vented discs
Rear, mm (in.)	312 (12.3) solid discs	312 (12.3) solid discs

CAPACITIES, L (CU. FT.)		
Interior volume	3,137 (110.8)	3,137 (110.8)
Cargo capacity	450 (15.9)	450 (15.9)
Fuel tank capacity, L (Imp. gal.)	75 (16.5)	75 (16.5)

FUEL ECONOMY, HIGHWAY/CITY, L/100KM		
Automatic transmission	8.9/13.3**	10.3/15.7**



Starting with the 2015 model year, Natural Resources Canada in conjunction with the automotive manufacturers, have introduced a new testing procedure that will result in higher fuel consumption ratings that are more representative of everyday driving. Kia Canada is one of the first automotive manufacturers to implement the new testing practice and would like to ensure you fully understand the difference. The new procedure incorporates 3 additional test cycles that account for air conditioner usage, cold temperature operation, and higher speeds with more rapid acceleration and braking.

To learn more, please visit: <http://oee.nrcan.gc.ca/fcr-rcf/public/index-e.cfm>

\* 420 horsepower achieved with premium unleaded gasoline

\*\* 2015MY fuel economy based on new '5-cycle' government testing procedure. For more information please visit [www.vehicles.nrcan.gc.ca](http://www.vehicles.nrcan.gc.ca)



# COLOURS


## EXTERIOR



Snow White Pearl (P)



Sterling (M)



Aurora Black


## INTERIOR



Black Leather




Black Nappa Leather



White Nappa Leather (Special order\*)



Aluminum



Walnut Wood



Poplar Wood (Special order\*)

\*Available only with special order on V8 Elite model with Snow White Pearl exterior.

M = Metallic, P = Pearl The exterior and interior colours in this brochure are as close to the actual vehicle production colours as the printing process allows.

# WHEELS



18" machined-finish alloy wheel



19" chrome alloy wheel




PREMIUM

# A NEW LUXURY EXPERIENCE.

Kia Premium is prestige and privilege for a new era, celebrating the enjoyment of owning and driving a Kia luxury vehicle and defining a new experience: Luxury Liberated.

It embodies every aspect of luxury, including the Kia Premium ownership experience delivered through an exclusive network of certified Kia Premium dealers.



As a registered Kia Premium customer, you will receive a complimentary Premium Rewards Membership that provides exclusive advantages to enhance the performance and prestige of your driving experience.

\*Services are alternating in a predetermined sequence (A, B, A, B, A, C...) with service D occurring once at 96,000 km. Any maintenance work specifically requested by you or recommended by an authorized Kia Dealer in addition to the items listed above is not covered. Any items discovered during the Multi-Point Inspection process that may require replacement are not covered – unless specifically listed above or covered under the original vehicle warranty. All wear items such as but not limited to: brakes, rotors, wiper blades, bulbs etc. are specifically excluded. The new vehicle warranty is transferable; however, the scheduled maintenance is non-transferable.

## ENDNOTES

1. The Blind-Spot Detection w/Lane Change Assist, Rear Cross-Traffic Alert, Lane Departure Warning System, Advanced Smart Cruise Control, Frontview and Reaview Camera Displays are not substitutes for proper and safe driving. Always drive safely and use caution. These systems may not detect every object in the vehicle's blind spot or surrounding areas, or direction of travel. Images shown for illustration only. 2. 360 Degree Camera Monitoring and Parking Guide System are not substitutes for proper and safe parking procedures. 360 Degree Camera Monitoring and Parking Guide System may not detect every object surrounding the vehicle. Always drive safely and use caution. 3. SIRIUSXM logo and related marks are trademarks of SIRIUSXM Satellite Radio Inc. Service available in the 10 provinces and three territories of Canada, and the 48 contiguous states of the U.S. Monthly subscription sold separately after three trial months. 4. When equipped with the navigation system, French voice commands may be limited. 5. ©2014 Harman International Industries, Inc. All rights reserved. Lexicon is a unit of Harman International Industries, Inc. Lexicon, the Lexicon logo, Logic 7 and the Logic 7 logo are registered trademarks of Lexicon, Inc., a Harman International company. 6. iPod® is a registered trademark of Apple, Inc. 7. For maximum protection, always wear your seat belt. 8. Kia Motors received the best Total Cost of Ownership for overall brand for 2012 according to Kelley Blue Book's kbb.com. 2012 model-year vehicle's projected ownership costs are based on the average Kelley Blue Book Total Cost of Ownership data for the initial 5-year ownership period. For more information, visit www.kbb.com. 9. Interbrand's Best Global Brands 2013 report is a look at financial performance of the brand, role of brand in the purchase decision process and the brand strength. Go to www.bestglobalbrands.com for more information. 10. The Bluetooth® word mark and logos are registered trademarks owned by Bluetooth SIG, Inc. and any use of such marks by Kia is under license. Other trademarks and trade names are those of their respective owners. A compatible Bluetooth®-enabled cell phone is required to use Bluetooth® wireless technology.

### 5-Year/100,000-km worry-free, no-charge scheduled maintenance\*

Your Premium Kia has been designed to need as little maintenance as possible. This means that regularly scheduled maintenance is now more significant to obtaining the highest level of performance, safety and reliability in your Premium Kia.

True to the luxury vehicle class, your new Kia Premium vehicle ownership includes complimentary scheduled maintenance.

This includes 5 years/100,000 km of:

**SERVICE A:** Oil and oil filter change/multi-point inspection (MPI)

**SERVICE B:** Oil and oil filter change/cabin air filter change/tire rotation/MPI

**SERVICE C:** Oil and oil filter change/cabin air filter change/engine air filter change/tire rotation/MPI

**SERVICE D:** Oil and oil filter change/cabin air filter change/engine air filter change/tire rotation/MPI/automatic transaxle fluid change

### Premium ownership care & warranty coverage

- 1-YEAR/20,000 KM of service adjustments covering consumable items such as light bulbs, wiper blades, fuses, brake pads
- 5-YEARS/100,000 KM of worry-free comprehensive warranty covering virtually the entire vehicle
- 5-YEARS/UNLIMITED KM of anti-perforation coverage on body sheet metal defects in material and workmanship
- 8-YEARS/130,000 KM of major emission component coverage that guarantees your Kia luxury car will conform to government emission regulations

### Courtesy vehicle & concierge shuttle

### Complimentary car wash with every premium service visit

### Worry-free, year-round roadside assistance

Anywhere in North America through the first 5 years or 100,000 kilometers of ownership

### Premium rewards points

### Nationwide preferential rates on car rentals

### Premium service centre hotline

Contact the Hotline at 1-855-343-0522 from Monday to Friday, 8:30 am to 5:30 pm, Eastern Time.





[kia.ca](http://kia.ca)

International model shown. All information contained herein was accurate and correct at the time of printing. Kia Canada Inc. reserves the right to make changes at any time without notice, and without any obligations as to colours, materials, specifications, features, accessories, packages, models and any applicable programs. Some vehicles shown may include optional equipment or may not be exactly as shown. Kia Canada Inc., by the publication and dissemination of this material, does not create any warranties, either expressed or implied, to any Kia products. See your Kia dealer or website for further details. Reproduction of the contents of this material without the expressed written approval of Kia Canada Inc. is prohibited. © Copyright 2014 Kia Canada Inc. Printed in Canada, July 2014.