




The Power to Surprise

The new Kia

**SOUL** *ev* **ECO** electric

HAVE YOU  
EVER BEEN  
RE:CHARGED  
WITH JOY?

EVERYONE  
NEEDS TIME  
TO BE  
RE:CHARGED







\*The Kia 7-year warranty/150,000 km new car warranty. Valid in all EU member states (plus Norway, Switzerland, Iceland and Gibraltar), subject to local terms and conditions.



# RE:CHARGE YOUR SOUL

This is the perfect time to be ahead of your time. The future has arrived in style in the new Kia Soul EV, a 100% electric vehicle with a practical driving range and a bold look that builds on the unique dimensions and style of the Kia Soul. The Soul EV takes things further with exclusive, vibrant two-tone styling, LED daytime running lamps and eye-catching headlamps and taillamps. As the Soul EV, Kia's first all-electric, zero-emissions car sold worldwide, rewrites automotive history, let the Soul EV recharge your capacity to dream. —





212 km

Drive range  
per charge\*

Within 11.2 sec.

0 to 100kph  
Acceleration

# RE:IMAGINE DRIVING

The mechanics of driving may have changed in the Soul EV, but the feeling of exhilaration and control endures. At the wheel, you command exceptional output and torque. The quick Soul EV boasts class-leading 0-100 kph acceleration and a top speed of 145 kph. Its 212 km driving range\* and zero CO<sub>2</sub> emissions appeal to your green side. Agile handling, a low centre of gravity and reduced road noise ensure a stable and composed drive. Passengers will appreciate the comfort, while drivers will enjoy a new level of responsiveness. —

\*Based on the new European drive cycle






# RE:CONNECT WITH WONDER

The new Kia Soul EV has got it all : radio, MP3, RDS, DAB, AVN 4.0 and rear view camera. You will also enjoy a 7-year Navigation Map Update that includes 6 free annual map updates for new Kia vehicles factory fitted with a MOBIS navigation device.



**Push button start** The unique position of the engine start/stop button at the front of the floor console next to the gear shift lever offers both convenience and a sporty touch. **Electric Parking Brake (EPB)** This feature enhances safety by helping you know whether the parking brake is properly engaged.



**Audio remote controls** Intuitively placed steering-wheel-mounted controls let you adjust volume and change stations without taking your hands from the wheel. **Auto cruise control/speed limiter** Adjust cruise control settings without removing your hands from the wheel using these ergonomically designed buttons. **Flex steer system** Choose between 3 steering modes: Comfort, Normal or Sport.



**Integrated air vents and tweeters** The side air vents are seamlessly integrated with the “floating” tweeters as a stylish extension of the interior. **Tyre-Pressure Monitoring System (TPMS)** A warning light in the instrument cluster comes on if any tyre's pressure drops below a specified range. **Rear view camera** When you shift into reverse, a live rear-view image appears, including a superimposed footprint representing vehicle width.

Connect to the driving experience in style with the striking two-tone colour scheme of the cockpit, where smooth surfaces and organically rounded contours soothe and inspire you, exclusive bio-based trim and padding reassure you, and bold, intuitive instruments beckon. Access the comprehensive infotainment system to check charge status, find the distance and route to the next charging station, adjust the climate control, and select your soundtrack too. Sound mood lamp on the doors illuminates the speaker bezels, varying their brightness along with the music.





# RE:CLAIM YOUR COMFORT

Pure Leather (Optional)



## Ventilated front seats

Both the driver and front passenger seats are ventilated for enhanced comfort. Warm or cool air is blown through the seat and backrest cushions, preventing perspiration build up on hot days and keeping you cozy in the winter.



## 2<sup>nd</sup> row seat warmers

Besides front seats' two-step heating function, Rear seat passengers can also stay cozy and Warm on cold winter days thanks to two-step Heated seats.



Eco Cloth (Standard)



Pure Leather (Optional)



Eco Cloth (Standard)

While you're doing your part for the world outside, rediscover comfort and pleasure inside. Soul EV's refined cabin is designed to provide maximum space in every seat. Relax amid eco-friendly bio-sourced materials, from the padding and trim to the seat fabric and the carpet at your feet. Rear passengers will enjoy exceptional space to stretch their legs and shoulders. For versatility, a 60:40 split-folding rear seat offers practical extensions of the cargo space.



8 inch

Center display monitor



Centre fascia

Appreciate driving technology whenever you glance at the centre fascia panel. Sturdy, high-quality double-injection moulding surrounds the infotainment screen that offers easy access to diverse information and system controls.

Gauge cluster

The high-tech digital instrument cluster provides logically displayed vehicle information through its quick-refreshing 3.5-inch OLED trip computer. The left-side located SOC gauge tells you how far you've come, and how much farther you can drive before the next recharge.



## RE:DEFINE VISIBILITY

Monitor the status of performance, energy use and other information with clear, intelligently arranged high-tech screens in the dash and in the ideally positioned center fascia.

281 ℓ

Cargo capacity



Cargo under storage compartment

Under the luggage floor, a partitioned tray lets you stow valuables, tools and charging cables.



60:40 split-folding rear seats

To accommodate more combinations of passengers and cargo, the rear seatbacks split 60:40 and fold flat for maximum capacity.

## RE:ORGANIZE YOUR SPARE TIME

Enjoy inspiring flexibility and ample space for passengers and cargo. As the only electric vehicle based on a compact utility vehicle (CUV) platform, the Soul EV combines efficient urban driving and a remarkable level of practicality. The rear seats split and fold flat, neatly accommodating a wide range of luggage shapes and sizes, and tools and valuables can be stowed out of sight.

under **20** kph

## Virtual Engine Sound System



### Virtual Engine Sound System

To help pedestrians hear you coming, the Soul EV generates fine-tuned warning sound.

# RE:INTEGRATE MOTION & PROTECTION

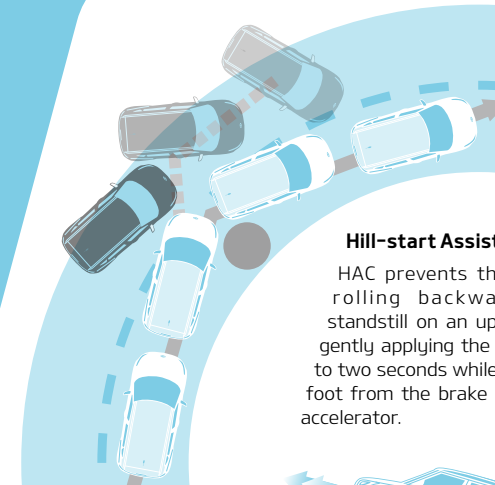
**6**

## Airbag system



### Driver, passenger, side and curtain airbags

A 6-airbag system offers protection for all occupants and can be effective at reducing injuries from certain collisions



### Hill-start Assist Control (HAC)

HAC prevents the vehicle from rolling backward when at standstill on an upward inline by gently applying the brakes for up to two seconds while moving your foot from the brake pedal to the accelerator.

### Vehicle Stability Management (VSM)


VSM helps ensure your car stays stable when simultaneously braking and cornering or during rapid acceleration – especially on wet, slippery and rough roads.

### Brake Assist System (BAS)

BAS greatly reduces the stopping distance during sudden braking situations by applying maximum brake force when needed.

### Electronic Stability Control (ESC)

Electronic Stability Control reduces skidding to help maintain control in the event you have to brake or swerve suddenly.



Much like a natural organism, the Soul EV is dedicated to moving you efficiently while also protecting you. The battery, electric motor, gear reduction unit and Electric Power Control Unit are mounted low, helping to make handling more stable. Braking can help protect you, but it can also help recharge the system and extend range. And stability systems can help you through difficult conditions. Everything is designed to get you places with a new standard of safety and efficiency.




27 kWh

Battery capacity

81.4 kW

Max. power output



#### Battery (Lithium-ion polymer)

Located under the cabin floor, the 27 kWh lithium-ion polymer battery supports a range of 212 km. Its position gives the Soul EV stability by lowering the centre of gravity.

Capacity (kWh)	27	Power (kW)	90
----------------	----	------------	----

#### Electric motor

The efficient, lightweight 81.4 kW, 285 Nm permanent magnet synchronous motor keeps ample acceleration on tap from standstill or when needed for overtaking at moderate speeds.

Max. Power Output (kW)	81.4	Max. Torque (Nm)	285
------------------------	------	------------------	-----

# RE:THINK EFFICIENCY



#### Energy-efficiency heat pump system

Heat pump systems are more efficient compared to conventional electric heater-based system. The Soul EV heat pump system increases driving distance by using recovered waste heat from the coolant water for the electric powertrain.

#### Energy-saving individual air-conditioning system

A selective air-conditioning zone corresponding to driver seating position limits air-conditioning to the driver only, lowering the amount of energy consumed for unoccupied zones and increasing the driving distance of the Soul EV.

#### Energy efficiency features

Built-in pre-heating and cooling can help extend the range of the Soul EV when you set out for the day fully charged.

With a top speed of 145 kph and 100% of its substantial torque available from the start, the Soul EV is bracingly quick.

Regenerative braking captures energy whenever you slow down so you can enjoy it again when you accelerate.

Park the Soul EV at a public charging station and recharge your battery while you're in meetings or running errands.



Efficiency determines the placement of every detail on the Soul EV. The battery, electric motor, gear reduction unit and Electric Power Control Unit are mounted low, helping make the handling more stable and forming part of the rigid body cage protecting the cabin. Range depends on the battery's charge, so many vehicle systems, including braking, heating and cooling, are engineered to preserve or even replenish the system's energy, and pre-heating and -cooling can draw on the charging station's power.





CO<sub>2</sub> emissions / **0** g CO<sub>2</sub>/km

# RE:SHAPE URBAN CITIZENSHIP

Life in the modern city feels smoother in the Soul EV. For the driver, downtown streets are fun to explore thanks to its agile handling, class-leading performance and overall responsiveness. For passengers, the ride is more comfortable and composed, thanks to a low centre of gravity and reduced road noise. For the people watching as you pass by, its beauty runs deep, as its 212 km driving range\* and zero CO<sub>2</sub> emissions give you impeccable environmental street cred. Experience a richer harmony with the pulse of urban life. —



24 min.\*

**Fast charge**  
(100 kW / 80% state of charge)  
or 33 min. (50 kW / 80% state of charge)

Within 5 hrs.

**Standard charge**  
(6.6 kW / 100% state of charge)

# RE:JUVENATE WITH EASE



**Charge status indicator**

At the centre of the dash, below the windscreen, a semicircular display of three LED sections lets you check charging status from outside the vehicle.



**Charge port**

As you face the front of the Soul EV, the right side of the grille slides to the centre, revealing a normal AC charge port and a fast DC charge port. A charging port light provides visibility in the dark.

Anyone can master charging the Soul EV, and stay clean and composed throughout the process. Simply slide a cover open and attach a normal AC charging cable or a fast DC charging cable to the appropriate port. These cables and ports are designed so that you cannot connect the wrong one. From the charging ports, mounted in the grille, you can see the charge status indicator through the windscreen. The charging cords can be stored in the dedicated under-tray storage space.

\*Based on room temperature



# RE:FRESH YOUR COLOUR SCHEME

The Soul EV embodies a special link between the urban environment and the natural world. Its two-tone exterior treatments combine colours and vibrant metallic hues that celebrate nature and the best of technology. Let the world know you've found a place where nature and urban life can coexist in peace—and in refreshing style.

## Exterior colour



Snowl White Perl + Electronic Blue (ACN)



Bright Silver + Clear White (AAV)



Caribbean Blue + Clear White (AAT)



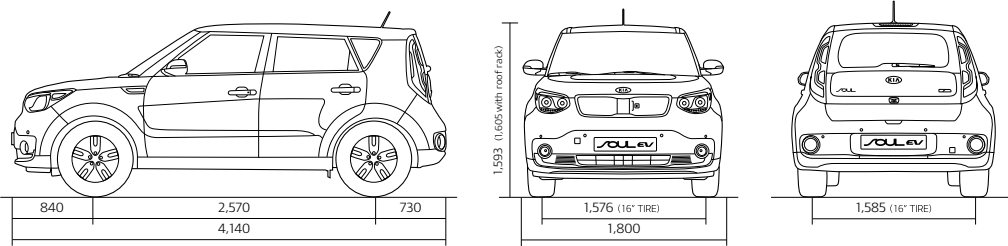
Titanium Silver (IM)

## Alloy wheels

Aerodynamically designed 5-spoke, 16-inch alloy wheels help extend driving range by reducing air resistance.



## Dimensions (mm)



# RE:UNITE WITH NATURE

The new Kia Soul EV is the purest expression yet of Kia's eco-friendly interior materials.



17

interior parts

Sugar-cane and cellulose-based plastic parts are used to replace petroleum-based parts.

— Crash pads, Headliner, Door and pillar trim, Seat fabric, Floor carpeting, etc.



03

interior parts

Antibacterial agents and paint are used to replace existing plastic parts.

— HVAC (Heating, Ventilation, Air Conditioning system) Cases, Switch buttons



03

interior parts

BTX-free paint or waterborne paint is used to replace solvent-borne paint.

— Floor console, Audio panel, Air-vent bezel

Along with its zero-emissions performance, the Soul EV features more environmentally friendly content selected for composition, biodegradability and bio-inspired technology.

The Kia Soul EV has achieved the auto industry's first UL Environmental validation for bio-based organic carbon content. Five newly developed eco-friendly materials include thermoplastic elastomer fabric and cellulose-based plastics that replace oil-based materials. There are new water-based coatings and antibacterial agents in the interior.

Kia Motors is committed to environmental preservation and sustainable development. Our clean production system raises the resource recovery rate, and we design our vehicles with the disposal phase in mind.

In short, we are committed to finding fundamental solutions to cut energy consumption and combat climate change. The Soul EV is the latest and greenest Kia to take on this challenge.

## Technical specifications

Electric motor	Max. power output (kW)	81.4
	Max. torque (Nm)	285
Battery	Type	Lithium-ion polymer
	Capacity (kWh)	27
	Power (kW)	90
Performance	Acceleration (Sec./0—100kph)	Within 11.2
	Max. speed (kph)	145
	Max. slope (%)	33
	Drive range per charge (km)	212*
	CO <sub>2</sub> emissions (g CO <sub>2</sub> /km)	0

\*Based on the new European drive cycle

## Dimensions (mm)


Overall length	4,140
Overall width	1,800
Overall height	1,593
Wheelbase	2,570
Wheel tread (F/R)	1,576 / 1,585
Overhang (F/R)	840 / 730
Interior length	1,869
Interior width	1,410
Interior height	1,193
Cargo space capacity (ℓ, VDA)	250





\* The Kia 7-year warranty/150,000 km new car warranty. Valid in all EU member states (plus Norway, Switzerland, Iceland and Gibraltar), subject to local terms and conditions.

[www.kia.com](http://www.kia.com)



Kia Motors Europe GmbH  
Theodor-Heuss-Allee 11  
60486 Frankfurt am Main  
Germany

00.000000

All information, illustrations and specifications are correct at the time of printing and are subject to change without notification. The models and specifications shown in this brochure may vary from the models available in your market. Due to the limits of the printing process, the car body colours shown may differ slightly from actual colours. Please contact your local Kia dealer for the most recent information.



The Power to Surprise