




**KIA**  
**KIA MOTORS**  
Official Partner



**DE?IGN**

**FORTE**

LEAVES YOU SPEECHLESS

# STORMING AHEAD

The new FORTE races ahead in terms of styling and performance. Its dashing lines are bound to set your pulse racing. While its sculpted rear certainly adds a dash of drama.

What's more, the FORTE's sporty profile is complemented by startlingly dynamic performance. Drive the FORTE and you'll know why the world can't get enough of it...








## AGGRESSION AND GRACE

The new FORTE exhibits an athletic stance that's awe-inspiring. Its front light clusters sweep back from its grille towards its side. While its belt line rises from its front fender to flow through a graceful profile to its linear trunk line. At its rear, its trapezoid light clusters fit beneath the top of its flared trunk.





Kia's new family look grille resembles a fierce tiger roaring and it will appear on all future Kia models

## THRILLS GALORE

The new FORTE's forward-pitched cabin is perfectly poised to generate excitement. While its distinctive Kia trademark grille speaks volumes about its pedigree.

As you zip along the highways and byways, you'll come to appreciate the FORTE's superior performance and fuel-economy. Even as you rediscover the pure joy of driving!



Highly responsive 2.0 DOHC CVVT gasoline engine



### Coefficient of drag

The FORTE's low drag coefficient comes from a wedge-shaped profile that improves aerodynamics, which in turn enhances its fuel economy and performance.



Captivating Supervision Cluster





4-speed gate-type auto transmission



Data message centre

## TRAVEL IN STYLE

The new FORTE's cabin oozes charm and sophistication. Its handsome dashboard bristles with gauges and buttons that allow you to control the latest technology with your fingertips. While you are cocooned in a calming environment of understated elegance.

The spaciousness of its cabin heightens the level of comfort. As you revel in the sheer luxuriousness of its trim.



## POWER OF FREEDOM

The new FORTE sets you free to enjoy a breathtaking lifestyle. Feel the exuberant surge of power with every tap on its accelerator. And race with the wind knowing that you are in complete control thanks to its cutting-edge handling technology and extraordinary safety features.



#### Keyless entry system

This compact, multi-functional remote device contains buttons for locking and unlocking the door and opening the tailgate as well as panic function.



Engine start/stop button & smart key




High-tech audio system with multimedia connectivity



Luxurious and futuristic black one-tone interior



Sporty user-friendly door control



USB, AUX and iPod® connectivity



1



2



3



4

1. Electro-Chromic Mirror    2. Manual tilt & telescopic steering column    3. Handy glove compartment    4. Rear seat centre armrest with cup holders



## Body colours



Clear White (UD)



Bright Silver (3D)



Metal Bronze (DO)



Titanium Silver (IM)

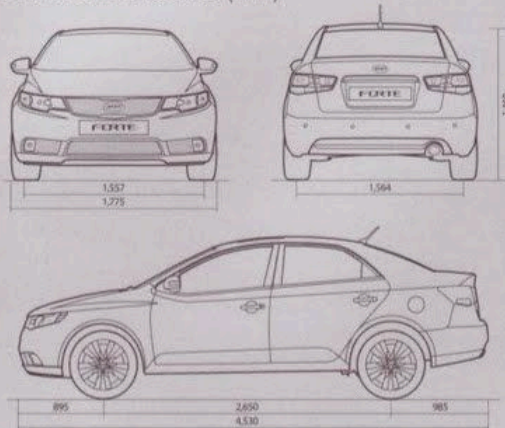


Spicy Red (FY)



Ebony Black (EB)

## Dimensions (mm)



## Specifications

GENERAL SPECIFICATION		1.6 EX	1.6 SX	2.0 SX
Seating capacity	5	*	*	*
Body type	4-door Sedan	*	*	*
Engine	Type Gasoline (Unleaded)	*	*	*
	Engine capacity	1.6 DOHC, MPI, CVT, Mechanical Lash Adjust	1.6 DOHC, MPI, CVT, Mechanical Lash Adjust	2.0 DOHC, MPI, CVT, Mechanical Lash Adjust
	Fuel tank capacity (L)	52	52	52
Performance	Fuel consumption (L/100km)	7.0 (Combined cycle - Urban & Extra-urban)	7.0 (Combined cycle - Urban & Extra-urban)	7.0 (Combined cycle - Urban & Extra-urban)
	Acceleration 0 - 100 km/h (seconds)	12.0	12.0	12.0
Transmission	Type	4AT (gate type)	4AT (gate type)	4AT (gate type)
		H-matic / Steptronic	H-matic / Steptronic	H-matic / Steptronic
Suspension	Front	McPherson Strut w/coil spring	McPherson Strut w/coil spring	McPherson Strut w/coil spring
	Rear	Shock absorber - Gas (Mando)	Shock absorber - Gas (Mando)	Shock absorber - Gas (Mando)
		Coupled Torsion Beam Axle (CTBA)	Coupled Torsion Beam Axle (CTBA)	Coupled Torsion Beam Axle (CTBA)
Exhaust System	Single muffler with Emission control system	Euro-III	Euro-III	Euro-III
HVAC	Chrome muffler cutter			
	Cooling system	Full auto air-conditioning	Manual air conditioning	Manual air conditioning
Brake	Front	Manual air conditioning	Manual air conditioning	Manual air conditioning
	Rear	Ventilated disc (15")	Ventilated disc (15")	Ventilated disc (15")
	Anti-lock Braking System (ABS)	Solid disc (14") brake	Solid disc (14") brake	Solid disc (14") brake
	Electronic Stability Control (ESC) Pack			
	Traction Control System (TCS)			
Airbag	Driver airbag	w/pretensioner	w/pretensioner	w/pretensioner
	Passenger airbag	Crash pad & cluster fascia + TPO Material	Crash pad & cluster fascia + TPO Material	Crash pad & cluster fascia + TPO Material
	Side & Curtain Airbags			
INTERIOR				
Color	Black	*	*	*
Dash panel & Floor console	Storage box/armrest	W/fabric lining	W/fabric lining	W/fabric lining
	Center fascia trim	Metal paint	Metal paint	Metal paint
		Black material color with texture	Black material color with texture	Black material color with texture
	Glove box	W/damper	W/damper	W/damper
	Type	Analog (3-meter cylinder type) - Supervision cluster	Analog (3-meter cylinder type) - Supervision cluster	Analog (3-meter cylinder type) - Supervision cluster
Instrument panel	Trip computer	Driving time, Trip A, Trip B, Temp, Distance to empty, Average fuel consumption, Instant fuel consumption, Average speed, Other warning messages	Driving time, Trip A, Trip B, Temp, Distance to empty, Average fuel consumption, Instant fuel consumption, Average speed, Other warning messages	Driving time, Trip A, Trip B, Temp, Distance to empty, Average fuel consumption, Instant fuel consumption, Average speed, Other warning messages
	Rear parking assist system			
	Supervision cluster	including Rheostat	including Rheostat	including Rheostat
Steering	3-spoke steering wheel	Leather-wrapped w/metal paint center spoke	Leather-wrapped w/metal paint center spoke	Leather-wrapped w/metal paint center spoke
		Poly urethane	Poly urethane	Poly urethane
	Power steering	Hydraulic power steering (HPS)	Hydraulic power steering (HPS)	Hydraulic power steering (HPS)
		M.D.P.S (Motor Driven Power Steering)	M.D.P.S (Motor Driven Power Steering)	M.D.P.S (Motor Driven Power Steering)
	Steering column adjuster	Tilt & telescopic	Tilt & telescopic	Tilt & telescopic
		TR	TR	TR
Gas & Brake pedals	Audio control	Mode, Mute, Up, Down, Vol+, Vol-	Mode, Mute, Up, Down, Vol+, Vol-	Mode, Mute, Up, Down, Vol+, Vol-
	Pedal	Alloy pad	Alloy pad	Alloy pad
		Rubber pad	Rubber pad	Rubber pad
Gear-shift knob		Leather-wrapped + Chrome coating	Leather-wrapped + Chrome coating	Leather-wrapped + Chrome coating
		Soft PVC	Soft PVC	Soft PVC
Key set	Willuminated Ignition			
	Button Start & Smart Key System			
Luggage compartment	Capacity (litre)	405	405	405
Seat	Material	Fabric - trikot material	Fabric - trikot material	Fabric - trikot material
	Front	Leather seat (including LPK)	Leather seat (including LPK)	Leather seat (including LPK)
		Active headrest	Active headrest	Active headrest
	Rear	Headrest, sliding and reclining adjusters	Headrest, sliding and reclining adjusters	Headrest, sliding and reclining adjusters
		Height adjuster (driver seat) - up & down	Height adjuster (driver seat) - up & down	Height adjuster (driver seat) - up & down
		6.4 split folding - W/bench type seat	6.4 split folding - W/bench type seat	6.4 split folding - W/bench type seat
		Seat folding latch - in luggage area	Seat folding latch - in luggage area	Seat folding latch - in luggage area
		Headrest adjuster - 2pos (up and down motion)	Headrest adjuster - 2pos (up and down motion)	Headrest adjuster - 2pos (up and down motion)
		Center armrest (2pos cup holder)	Center armrest (2pos cup holder)	Center armrest (2pos cup holder)
Seatbelt	Front	3PT ELR type with height adjuster	3PT ELR type with height adjuster	3PT ELR type with height adjuster
	Rear (1st row)	Sides - 3PT ELR type	Sides - 3PT ELR type	Sides - 3PT ELR type
		Center - 3PT Static/Lap type	Center - 3PT Static/Lap type	Center - 3PT Static/Lap type
EXTERIOR				
Wheel & Tyre	Running tyre	Size: 215/45 R17 Alloy Wheel - 17"	Size: 215/45 R17 Alloy Wheel - 17"	Size: 215/45 R17 Alloy Wheel - 17"
	Spare tyre	Size: 195/65 R15 Steel Wheel - 15"	Size: 195/65 R15 Steel Wheel - 15"	Size: 195/65 R15 Steel Wheel - 15"
		Size: 215/45 R17	Size: 215/45 R17	Size: 215/45 R17
		Size: 195/65 R15	Size: 195/65 R15	Size: 195/65 R15
Glass	Windshield	Laminated w/solar band	Laminated w/solar band	Laminated w/solar band
		Tinted (w/UV protector)	Tinted (w/UV protector)	Tinted (w/UV protector)
	Door glass	Tempered & tinted	Tempered & tinted	Tempered & tinted
	Backlite glass	Tempered & tinted with rear heater	Tempered & tinted with rear heater	Tempered & tinted with rear heater
Door	Outer handles	Chrome	Chrome	Chrome
		Body color	Body color	Body color
	Sash	Black	Black	Black
	Reverse sensor	UX-4pcs body color w/distance display on trip computer	UX-4pcs body color w/distance display on trip computer	UX-4pcs body color w/distance display on trip computer
		LB-2pcs body color	LB-2pcs body color	LB-2pcs body color
Outer mirror	Body color w/black base, holder & rim	Electronic heated	Electronic heated	Electronic heated
Moulding	Minor adjuster	Electronic	Electronic	Electronic
	Windshield, Backlite, Roof, Door & Sunroof	Black	Black	Black
DIMENSIONS				
	Length (mm)	4,530	4,530	4,530
	Width (mm)	1,775	1,775	1,775
	Height (mm)	1,480	1,480	1,480
	Wheelbase (mm)	2,650	2,650	2,650
	Thread - Front (mm)	1,557	1,557	1,557
	Thread - Rear (mm)	1,564	1,564	1,564
	Kerb weight (kg)	1,261 - 1,326 (including driver weight 70kg)	1,261 - 1,326 (including driver weight 70kg)	1,261 - 1,326 (including driver weight 70kg)
COLOR				
EB	Ebony Black	*	*	*
UD	Clear White	*	*	*
IM	Titanium Silver	*	*	*
3D	Bright Silver	*	*	*
DO	Metal Bronze	*	*	*
FY	Spicy Red	*	*	*

## Wheels



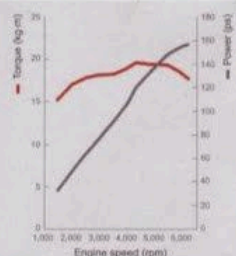
195 / 65R 15" Steel Wheel



215 / 45R 17" Alloy Wheel

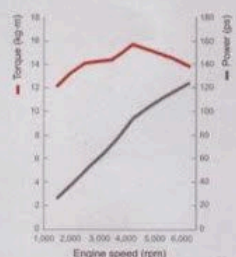
## Engine

### 2.0 DOHC CWT Gasoline Engine




Displacement:  
1,998 cc  
Bore x stroke (mm):  
86 x 86  
Max. Power:  
114.7 kW @ 6,200 rpm  
Max. Torque:  
194.2 Nm @ 4,300 rpm  
Compression ratio:  
10.5

### 1.6 DOHC CWT Gasoline Engine



Displacement:  
1,591 cc  
Bore x stroke (mm):  
77 x 85.44  
Max. Power:  
91.2 kW @ 6,300 rpm  
Max. Torque:  
156 Nm @ 4,200 rpm  
Compression ratio:  
10.5

Please contact



Visit us at:

[www.forte.my](http://www.forte.my)

Follow us on:

[twitter](https://twitter.com/kia_malaysia)

[Find us on Facebook](https://www.facebook.com/kiamalaysia)

[www.twitter.com/kia\\_malaysia](https://www.twitter.com/kia_malaysia) [www.facebook.com/kiamalaysia](https://www.facebook.com/kiamalaysia)

All information and illustrations are based on data available at the time of publication and are subject to change without notice. NAZA KIA reserves the right to discontinue or change the models, features, specifications, options, designs and prices of the products. Some of the items herein are optional at extra cost. Consult our NAZA KIA dealer for the latest on models, features, specifications, prices, options and availability. Contact your local NAZA KIA sales outlets for current information.

\* iPod® is a registered trademark of Apple, Inc.

\*\* The colour plates shown may vary slightly from the actual colours due to the limitations of the printing process.



**NAZA KIA SDN BHD** (368707-D)  
8th Floor, Menara Naza, Jalan Raja Muda Abdul Aziz,  
Kampung Baru, 50300 Kuala Lumpur, Malaysia.

**NAZA KIA CARELINE:**  
**1-800-888-542 (KIA)**

[www.nazakia.com.my](http://www.nazakia.com.my)