



The CL-Class



This brochure has been compiled by Daimler AG of Germany and is distributed internationally. It provides a general indication of the range of models, features, optional extras and/or colours available in various countries. Some of the models, features, optional extras and/or colours shown may not be available in your country or may only be available in a different specification. Additionally some models, features, optional extras and/or colours may only be available in combination with others. For current and more specific information in relation to the range of models, features, optional extras and/or colours available in your country, and their pricing, you should contact your authorised Mercedes-Benz Passenger Car Dealer.

Mercedes-Benz

“Our philosophy is very simple.
We give our best for people who expect the best.”

Dr Dieter Zetsche


The CL-Class	8	My CL-Class	62
AGILITY	10	EQUIPMENT	64
V8 engine	12	CL 500	66
V12 engine	14	CL 500 4MATIC	68
Transmissions	16	CL 600	70
Suspension	18	Standard equipment	72
4MATIC all-wheel drive	20	Light-alloy wheels	74
		Optional extras	78
COMFORT	22		
Cockpit	24	designo	82
Seat comfort	28		
SAFETY – PRO-SAFE™	34	COLOURS AND MATERIALS	86
Safe driving	36	Paintwork	88
Night view assist	38	Leather	90
In the event of danger	40	Wood	91
PRE-SAFE®	42	Combination options	92
In an accident	44		
After an accident	46	TECHNICAL	
		Technical data	94
AMG	48	Dimensions	95
CL 63 AMG	50		
CL 65 AMG	56	SERVICE	96
AMG optional extras	60		

Good, better, best: that's as far as it goes,
the grammar books say. We beg to differ

The CL-Class. A masterpiece from Mercedes-Benz

The coupés with the three-pointed star have always had a particularly attractive and compelling character. They embody our traditional refusal to compromise and our passionate belief that the best can be made even better. Proof that this is possible is provided by the CL-Class. Its lines are everything you would expect from a Mercedes-Benz: breathtakingly elegant, yet exceptionally dynamic. In fact, even those who are used to the best will be astonished by its advanced technology and high level of comfort. But then, improving on the best has always been part of the Mercedes-Benz philosophy. **One step further.**









The CL-Class



You'll be carried away. Even when it's standing still

The design of the Coupé: the shape of thrills to come

The form of a coupé is usually dominated by the front and rear pillars linked by the powerful arch of the roof. In the case of the CL-Class, this is just one of many exciting styling characteristics. Indeed, its entire design idiom is an irresistibly eloquent invitation to take the wheel. Even at first glance, the CL seems to hug the road, ready to deliver an exceptional driving experience.

The impressive radiator grille and the high-tech lights give the front section its unmistakable identity, while the muscular contours of the wings dominate the side view. A rising feature line sweeps across the flanks of the vehicle and merges with the characteristic roof line before continuing on to the rear lights which wrap round into the elegant, yet powerful rear.

Styling as dynamic as this inevitably raises expectations about performance. A look under the distinctive, long bonnet confirms the presence of a powerplant which is eminently worthy of a coupé like the CL.

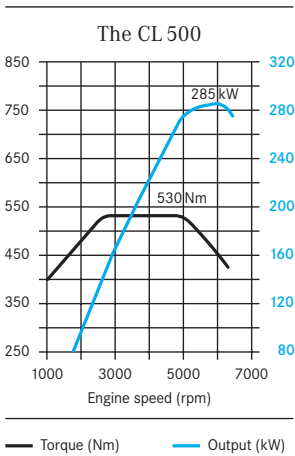


Powerful and discreet. The best of both worlds

Immense power with a hushed sound: the V8 with 25 percent more output

Driven with moderation, the CL 500 is characterised by an understated engine note which does nothing to betray its remarkable power reserves. It seems scarcely possible that a 285 kW (388 hp) engine with a maximum torque of 530 Nm and the ability to accelerate the CL 500 from 0 to 100 km/h in 5.4 seconds is at work here.

Compared with the predecessor model, power has been increased by 25 percent, while emissions have been reduced. The key to this win-win situation is to be found in the optimised air supply: our engineers have used sensors to bring about a significant improvement in airflow in the intake and exhaust ducts.



CL 500

The optimised air supply ensures maximum torque and power



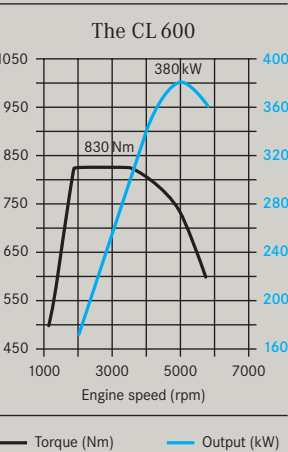


4.6 seconds. Need we say more?


The V12 biturbo engine: effortless acceleration

Behind the breathtaking acceleration of the CL 600 lies its highly advanced engine technology. Our top powerplant, the V12 biturbo, is now even more athletic. Its output and torque have been increased from 368 kW (500 hp) and 800 Nm to 380 kW (517 hp) and 830 Nm respectively.

Then there's its outstanding responsiveness: the V12 biturbo develops its maximum torque at just 1900 rpm and maintains it all the way through to 3500 rpm. The two exhaust turbochargers and the intercooling system are the key factors which enable the CL 600 to deliver such superb performance. In order to save weight, the cylinder heads are made from pressure-diecast magnesium. Airflow is improved by the use of three valves per cylinder, with dual ignition ensuring optimum combustion.



CL 600
The enhanced V12 biturbo engine's output and torque are up by 12 kW and 30 Nm respectively





We've stepped up a gear or two. Putting our technology even further ahead

Improved acceleration and lower fuel consumption: the 7G-TRONIC automatic transmission

The 7G-TRONIC automatic transmission (available for the CL 500) also contributes to the optimised performance delivered by the drive system. This seven-speed automatic transmission makes for smaller shifts in engine speed which translate into faster gear changes. These, in turn, result in a combination of particularly responsive performance and powerful acceleration which delivers not only increased driving pleasure, but greater comfort, too, thanks to the fact that the gear

changes are almost imperceptible. The seven ratios also reduce the average engine speed, thereby helping to cut both average fuel consumption and noise emissions.

The DIRECT SELECT lever lets you choose one of three modes: Comfort, Sport or Manual. In Manual mode you can change gear using steering-wheel shift buttons. The current gear is always displayed on the instrument cluster.



DIRECT SELECT
Briefly moving the steering-column selector lever is all it takes to select the driving mode



7G-TRONIC
40 years of expertise in the field of transmission construction, over eleven million automatic transmission units produced: it's all been leading up to this



How to combine a comfortable ride with great dynamism. And vice versa

Active Body Control (ABC) suspension system for outstanding roadholding

Fast reactions are also one of the great strengths of the standard-fit latest-generation Active Body Control (ABC) system which adjusts dynamically to the condition of the road and thus ensures first-class roadholding. This not only results in outstanding handling dynamics with optimum ride comfort, but also offers an even greater degree of safety.

The system uses a combination of high-pressure hydraulics, sophisticated sensors and powerful microprocessors. Pitching and rolling movements of the body are reduced significantly in all driving situations, most noticeably when cornering. For a particularly dynamic driving experience, the speed-sensitive ride-height control lowers the body of the Coupé by up to 10 mm at speeds above 60 km/h. The resulting reduction in drag also helps to cut fuel consumption.



Active Body Control (ABC)

The ride height can also be adjusted manually via the COMAND interface when negotiating a particularly poor road surface or when required by the vehicle's load status





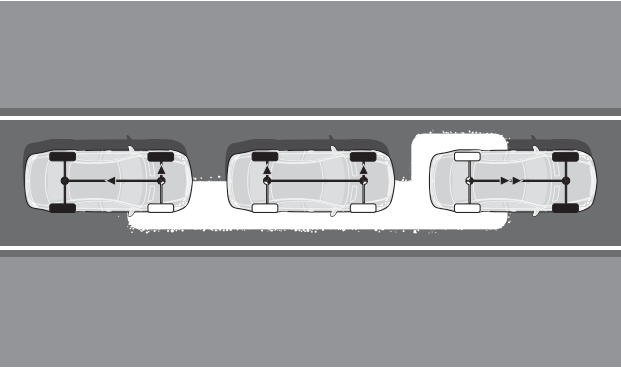
The suspension

The ABC suspension struts with hydraulically controlled plunger pistons deliver excellent ride comfort

The easy way to keep a good mood in bad weather

4MATIC with 4ETS delivers an even safer driving experience

4MATIC permanent all-wheel drive distributes the engine torque to all four wheels and provides even greater traction and handling safety. The ESP[®] Electronic Stability Program is optimised to support 4MATIC and provides a near real-time feed of measured data to the 4ETS electronic traction system. 4ETS then applies precisely controlled amounts of braking pressure to any wheel or wheels at risk of spinning. By working in concert with the 4ETS and ESP[®] dynamic handling control systems, 4MATIC is able to improve traction, especially on unstable surfaces, in the wet, on ice or in snow. What's more, the CL 500 4MATIC is equipped with the innovative 7G-TRONIC automatic transmission as standard.



The 4ETS electronic traction system automatically transfers the drive to the wheels with the most grip as required and thus provides greater directional stability, even when the weather or road conditions are poor







The CL-Class: made to fit you perfectly

Fine materials, tailored forms and an elegantly shaped centre console

Just like a finest-quality bespoke suit, the CL-Class is a precisely co-ordinated mix of the very best materials. You can choose one of five colour combinations for the interior – the appointments shown here are in sahara beige. The top-grade leather and the exquisite, hand-crafted look of the chrome highlights bear the unmistakable signature of our designers. Fine wood also makes an impressive appearance inside the CL-Class, with a choice of four variants for the door and rear side panels as well as the new, full-length centre console which emphasises the spacious nature of the interior.

Whichever interior appointments you choose for the CL-Class, you can be sure that they will create a harmonious whole.



Centre console design
The full-length centre console, shown here trimmed in fine burr walnut, emphasises the spacious character of the interior



Relax, you're in COMAND

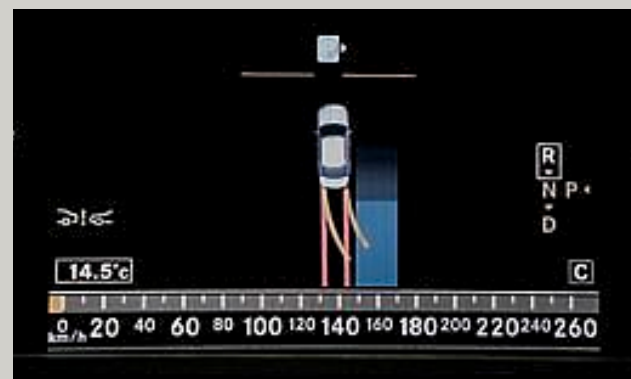
The COMAND system with the controller and the reversing camera make things much easier

Clearly laid-out controls make many tasks easier and driving safer. It was with this in mind that we developed the COMAND control and display system. Its display, a high-resolution 8-inch TFT colour screen, is now situated next to the instrument cluster in order to bring it even further into your field of vision.

COMAND is operated by means of the COMAND controller – a rotary/pushbutton control situated on the front edge of the armrest. This allows you to access the COMAND menus in which you can quickly and easily adjust the settings of various systems, such as the standard-fit automatic climate control, the multicontour seats or the ambient lighting (both available as optional extras for the CL 500).

Video images supplied by the optionally available reversing camera can be viewed on the COMAND display. The camera is integrated in the boot lid handle and is activated when reverse gear is engaged. The image from the camera shows the area behind the vehicle for increased safety when reversing.

Mercedes-Benz is the world's first car maker to offer automatic parking guidance with radar-based measurement of the parking space. This system determines the length of parking spaces arranged parallel to the road as it drives past them, and shows them on the multifunction display as a symbolic representation. A blue icon indicates that the space is large enough.



Parking Guidance

The yellow guide line on the display indicates the required steering angle and the red guide line the current angle. When the two coincide the displayed guide line turns green. An audible warning indicates when the driver needs to countersteer.







Phone calls, seat adjustment, navigation. In the past you'd have needed several pairs of hands

The COMAND control and display system: just what you need for relaxed driving

The COMAND system features the ergonomic COMAND controller and a high-resolution 8-inch TFT flat screen which displays a clear and concise overview of the possible settings. COMAND can now, for the first time, even be used to adjust the multicontour seats (standard for the CL 600). The COMAND function buttons immediately in front of the COMAND controller provide shortcuts for direct control of the audio systems, the telephone, the navigation system and the seat settings.

In the CL 600 (optional extra for the CL 500) COMAND is extended to include the APS hard-

disc-based navigation function. All of the information is available all of the time, leaving the CD player free for the audio and video systems.

If the optional mobile phone is specified, the telephone keypad is concealed beneath the hand-rest for the COMAND controller.

For the ultimate in ease of operation, the LINGUATRONIC voice-operated control system (optional extra) allows you to adjust the radio volume or use the phone without even lifting a finger.

The iPod® Interface Kit which is available from the range of Mercedes-Benz genuine accessories makes it particularly easy to take your favourite music with you when you're on the move. A special socket fitted in the glove compartment connects your iPod® to the CL-Class's audio system. To operate the iPod® during the journey, you simply use the multifunction steering wheel and the multifunction display.

COMAND controller
The menus can be navigated easily using the pushbutton/rotary control and the function buttons. The keypad for the optional telephone is concealed under the oval compartment





Coupés are usually designed for individualists. Ours has space for four of them

First-class seating comfort and a perfect travelling climate for four occupants

Many coupés lack room to move, but the CL-Class has plenty of space, including in the rear. You will enjoy maximum headroom and legroom as you relax in luxurious single seats. And getting in and out of the back of the CL-Class has never been easier thanks to the EASY-ENTRY system.

The driver and front passenger seats offer even greater comfort. Even the standard-specification CL 500 features lumbar support, while heated and ventilated luxury seats (standard for the CL 600) or multicontour seats can also be ordered. Standard equipment for the CL 600 includes dynamic multicontour seats which even massage your back (optional extra for the CL 500).

The standard-fitted automatic climate control system, incorporating highly sensitive technology, further enhances comfort, providing separately controlled temperature zones for the driver and front passenger sides, including the front footwells.

Hand-crafted leather
Hide and chic: high-quality
PASSION leather
with fine topstitching



For most people, well-being is just a feeling. For us it's all about leading-edge technology

Individually adjustable seats that are kind to your back

An ergonomically designed seat on the outside with cutting-edge technology on the inside: the driver and front passenger seats in the CL-Class adapt to fit your body perfectly, providing outstanding levels of comfort and safety. The CL 500 has front seats with lumbar support fitted as standard, while the front passenger seat additionally incorporates a PRE-SAFE® positioning function. In critical driving situations, the seat is automatically adjusted into a more favourable position, and the air chambers are inflated to stabilise the front passenger in his or her seat.

To further enhance comfort, the optional luxury seat can be ventilated or heated to the desired level, while the multicontour seats now also allow the shoulder region of the backrest and the side bolsters to be adjusted in addition to the air chambers in the lumbar region. The individual zones can be precisely adjusted using the COMAND system.

The dynamic multicontour seat is also fitted with air cushions in the side bolsters and the seat cushion, to provide you with optimal lateral support when cornering at speed and thus enhance driving enjoyment. This seat is furthermore equipped with a massage function: tiny air chambers and four programmes create a rolling motion which stimulates the muscles.

The luxury and dynamic multicontour seats are fitted as standard for the CL 600 and available as an optional extra for the CL 500.



COMAND seat adjustment
COMAND allows you to adjust the different zones of the multicontour seat precisely

The dynamic multicontour seat incorporates intelligent technology that is also kind to your back









PRO-SAFE™
DAS INTEGRALE SICHERHEITSKONZEPT
VON MERCEDES-BENZ

A theory which can save lives in practice

PRO-SAFE™: the integral safety concept from Mercedes-Benz

If there is one area more than any other that drives us to produce consistently impressive results, it is researching new safety technologies. We led the way in this field back in the fifties when we developed the passenger safety cell – a Béla Barényi invention. This legendary pioneer of vehicle safety was not alone in his achievements: many of our engineers at the time came up with ground-breaking ideas. One of them was Rolf Maier.

To facilitate fast and cost-effective crash-testing of the steering and restraint systems, Maier and his engineering colleagues created a special sled which was designed to be driven against a wall at high speed. They also came up with a simple yet brilliant solution for the impact-absorbing zone in this test: gherkin tins from the factory canteen. This is a classic example of the creative spirit shown during those early pioneering years.

But however fondly we like to look back, our attention is very much focused on the future – as our vision of accident-free driving illustrates. Today we are closer than ever to our goal – thanks to PRO-SAFE™, the integral safety concept from Mercedes-Benz. It divides car safety into four phases. During the journey, the vehicle helps the driver to identify critical situations promptly and handle them safely. In the second phase, in the event of danger, numerous preventive measures can be activated to reduce the risk of injury. In the event of an accident, the occupants can benefit from effective, tailored protection provided by the comprehensive range of passive safety systems. Finally, the fourth component comprises the phase after an accident when further measures aid the rescue of the occupants.

Further information about the Mercedes-Benz safety concept is available online at www.mercedes-benz.com/airbag-brochure



Complete peace of mind is the best method of accident prevention

If you're relaxed at the wheel you can nip danger in the bud

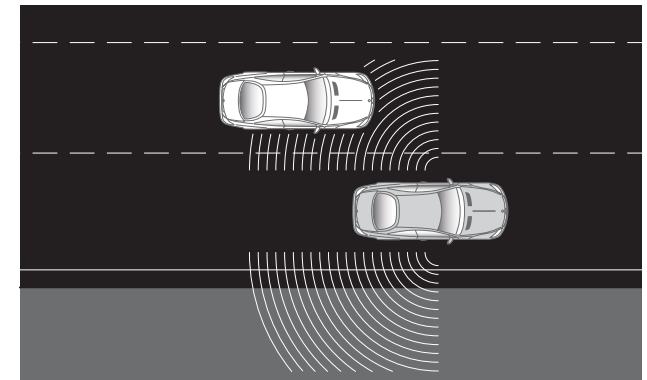
The majority of accidents start long before the actual collision: with a lapse in concentration, poor visibility or an unexpected hazard. The CL-Class is therefore fitted with safety equipment which promotes relaxed driving and helps you to bring critical situations under control.

Firstly, there is the ergonomically designed interior in which each switch and each function is easy to use. In addition, intelligent systems such as COMAND or the optionally available LINGUA-TRONIC voice-operated control system allow you to keep your hands on the wheel. Driver stress-relief also comes courtesy of the climate control system, comfortable seats and a fine-tuned suspension system.

There are over 60 electronic aids to help you whilst driving. They issue warnings when required – as in the case of the tyre pressure monitoring system – or provide you with assistance when needed. Perhaps the most important of all is the

Electronic Stability Program (ESP®). This system, which can stabilise the car if there is a risk of skidding, was first seen in a Mercedes. Brake systems incorporating Brake Assist or the optional BAS PLUS system are also becoming increasingly intelligent and can now reduce the stopping distance by a considerable amount when it matters most. With the optional DISTRONIC PLUS also on board, the driver is therefore warned when heavy braking is required should the situation become serious. Additional driver support is provided by the optional Blind Spot Assist feature which can reveal hidden dangers: it alerts the driver as soon as an overtaking vehicle has been in the blind spot for three seconds.

One of the latest additions in the field of safety is night view assist, which enables you to detect obstacles earlier at night. It is therefore fully in keeping with the Mercedes-Benz safety philosophy of preventing accidents before danger can develop.



Blind Spot Assist

Radar sensors monitor the zones to the side of and behind the vehicle. If the indicator is activated and another vehicle is identified in the monitored zone, a visual and audible warning alerts the driver

We can't turn night into day. But we're getting extremely close

Drive safely: with night view assist, the Intelligent Light System and DISTRONIC PLUS

The optional night view assist system makes it easier for you to recognise obstacles, even when you are being dazzled by oncoming traffic. Infrared headlamps illuminate the road ahead with infrared light which is invisible to the human eye. The image is picked up by an infrared camera and is shown as a greyscale picture on the instrument cluster's multifunction display. This picture, which resembles the view through the windscreen when the headlamps are on in main-beam mode, makes your life easier when visibility is poor, but does so without dazzling other road users.

To provide you with an even higher degree of assistance, the Intelligent Light System has been specified as standard for the first time in the CL-Class. As well as bi-xenon headlamps, the sys-

tem includes an active light function, motorway light function and integrated cornering light function. It adapts itself in line with the current driving situation; the extent to which the road is illuminated can be almost doubled, depending on the turn radius. The DISTRONIC PLUS proximity control system is a further innovation that provides effective assistance whilst you are driving. Improved sensor systems adjust proximity to other traffic automatically, anywhere in the speed range from 0 to 200 km/h, and apply the brakes smoothly with a deceleration of up to 4 m/s^2 as soon as your car starts to get too close to the vehicle in front. If necessary the car is braked to a standstill. To move off again, just pull the cruise control lever towards you or lightly depress the accelerator. The optional DISTRONIC PLUS system therefore allows more relaxed driving – whether it be in stop-and-go traffic or on the motorway.



DISTRONIC PLUS

A display in the instrument cluster allows you to see at a glance how close you are to the vehicle in front





4.5°C

R
N
P
D

0 20 40 60 80 100 120 140 160 180 200

ESP

PCV

3

Navi Audio Tel Video Fahrzeug

• SWR2

2 • SWR1 BW

19 • sunshine

3 • SWR3

5 SWR2

Radio Speicher FM

Why should a few seconds matter? For Mercedes, they are the difference between an accident and outstanding protection

PRE-SAFE® is extremely effective at preparing the car for a possible accident

When Mercedes-Benz first unveiled PRE-SAFE® in 2002, the primary aim was to combat the problem of the invaluable seconds that normally go to waste just before an accident happens. PRE-SAFE® can make highly effective use of this time. The sensors at the heart of the ESP® and BAS systems detect critical driving situations such as heavy oversteer or understeer, critical steering movements, panic braking and emergency stops. This information is in turn evaluated by the PRE-SAFE® electronic system, enabling it to initiate anticipatory measures to protect the occupants in response to typical danger situations.

The CL-Class is equipped with an improved version of PRE-SAFE®, whose reactions have been enhanced even further. PRE-SAFE® now also uses input from the DISTRONIC PLUS (optional extra) environment-sensing system, helping it to identify critical situations even more effectively.





If danger is detected, the front side windows and tilting/sliding sunroof can be closed, the front passenger seat adjusted into a more favourable position and the air chambers in the side bolsters of the optional multicontour seats inflated. Seat inflation positions the occupants more firmly in their seats, so that they follow the vehicle's movements more closely.

The PRE-SAFE® Brake system can also provide assistance. In order to reduce the impact speed and, as a consequence, the severity of an accident, when a risk of collision is detected drivers receive not only a warning they can see and hear, but one they can feel too. For the first time, the car can be decelerated by up to 4 m/s^2 thanks to precisely calculated brake intervention. These various PRE-SAFE® measures illustrate Mercedes-Benz's commitment to enhanced road safety based on innovative technologies.

By the time you react, the CL-Class has already been hard at work for some time

The PRE-SAFE® Brake system makes use of precious seconds

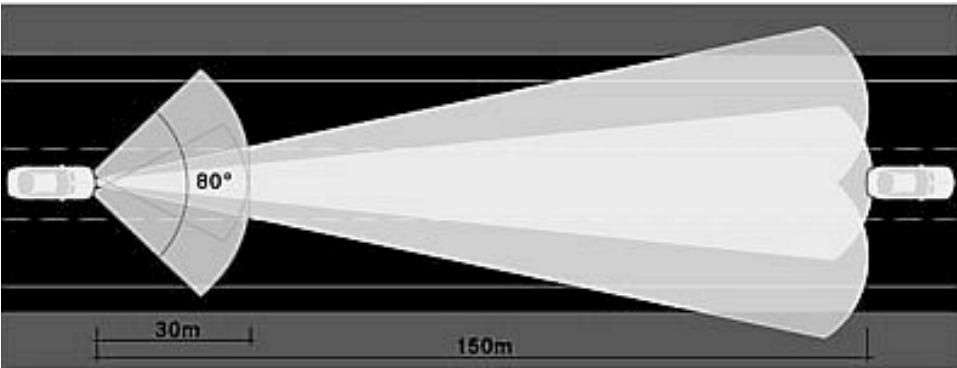
The optional DISTRONIC PLUS system is further enhanced by the PRE-SAFE® Brake system which is making its debut in the CL-Class. This system makes the most of the valuable fractions of a second before a potential impact. Sophisticated radar sensors help ensure earlier detection of danger and a precisely targeted response. A key role here is played by the newly developed 24 GHz short-range sensor which is able to monitor the area directly in front of the car (up to 30 m) with pinpoint accuracy.¹

If there is a risk of a collision, the driver doesn't just receive an audible and visual warning.

The PRE-SAFE® Brake system is activated autonomously. The maximum rate of deceleration is 4m/s², meaning that the impact speed and, therefore, the accident severity can be reduced substantially. The PRE-SAFE® Brake system can be activated and deactivated as required from the central display.

In the event of an emergency stop from high speed, the brake lights start flashing to warn the drivers behind. Once the car has come to a complete stop, the new adaptive brake light system activates the hazard warning lights automatically.

¹ The 24 GHz short-range sensor is automatically deactivated in the vicinity of radio astronomy facilities



DISTRONIC PLUS, BAS PLUS and PRE-SAFE® Brake use radar sensors for precise monitoring of the area immediately in front of the vehicle too





If it comes to the crunch, you can trust a Mercedes-Benz to soften the blow

Restraint systems and a passenger safety cell designed to protect you and others in the event of an accident

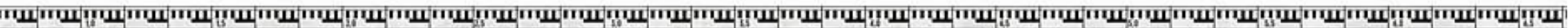
Mercedes-Benz has been a pioneer in the field of passive safety from the outset. For example, it introduced the first three-point static seat belt in 1968.

The CL-Class of today meanwhile is equipped with eight airbags, including two windowbags whose protection zone covers virtually the entire area of the side windows. A great deal of development work has also gone into the deployment

sensors for the front airbags. For example, the weight of the front passenger is taken into account when determining how many airbag stages should be deployed.

This area – namely adapting the performance of the restraint systems to the actual accident scenario – is one of many in which we have set trends on the safety front. For example, the sidebags and the windowbags in the CL-Class feature

new deployment technology in the form of pressure sensors. If the door deforms due to a side impact, the increase in air pressure between the door panelling and the interior of the door is registered by the sensors so that the control unit can trigger the sidebags and windowbags accordingly.





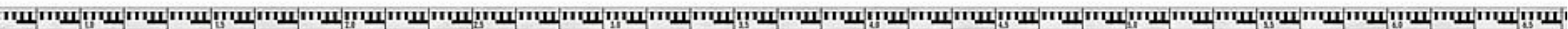
Your Mercedes may have been immobilised, but that doesn't mean it can't still help you

Safety after the event: helping to prevent further damage and speed up the rescue effort


In order to prevent further damage being caused following an accident and to assist with the task of rescuing the occupants, the CL-Class is able to take various measures, depending on the type and severity of the accident.

If necessary, the engine can be turned off automatically and the fuel supply can be cut off. The hazard warning lights and emergency interior lights can be automatically activated, and the front side windows can be partially lowered if necessary.

Various precautions have been taken to assist the work of the rescue team too. For example, the doors can unlock automatically after an accident. Crash joins between the wing and door speed up rescue work by allowing the doors to be opened more easily after a frontal collision. The rear windscreen is marked to guide rescuers if they need to cut through the C-pillars. To further assist the emergency services, Mercedes-Benz has also published multilingual rescue guidelines which can be accessed worldwide on the internet at www.mercedes-benz.com/rescue-guidelines









Precision is the hallmark of AMG, passion is its driving force

Mercedes-AMG: the motorsport specialists

“One man, one engine” – this philosophy embodies the sense of passion and commitment which immediately strikes anybody who visits the AMG engine “Manufaktur” in Affalterbach. Because each engine – from the installation of the crankshaft to the filling of the oil – is the responsibility of a single experienced engineer. As a result, this specialist unit is able to guarantee the highest quality and reliability for its products. And just so that you know who lavished their care on the powerplant of your Mercedes-AMG, the engine is fitted with a plate bearing the signature of its creator.

Mercedes-AMG has a long tradition of precision engineering. It was 40 years ago that company founders Hans Werner Aufrecht and Erhard Melcher turned their passionate interest in automotive engineering into a business: they brought motorsport to the road. Today, AMG creates not only high-performance engines, but also entire vehicle concepts designed to underline the sporty dimension of a Mercedes in every respect.





The car Formula One drivers like to drive to work in

The CL 63 AMG

The CL-Class paired with AMG: what better way to bring top-notch performance to the road? For the CL 63 AMG, the Mercedes-AMG engineers have designed a V8 engine that develops a full 386 kW (525 hp) and delivers a peak torque of 630 Nm. The result is a level of acceleration that would not look out of place on the race track – 0 to 100 km/h in 4.6 seconds.

The newly developed AMG sports suspension is based on Active Body Control (ABC). The sports star also boasts an AMG high-performance braking system and the AMG sports exhaust system with two twin chromed tailpipes.

Complete with the AMG bodystyling package – including a front apron with side air outlets that is unique to the CL 63 AMG, chrome-ringed fog lamps, side skirts and a dynamic, diffuser-look rear apron – the car cuts an extremely sporty figure. In addition, the CL 63 AMG features an AMG radiator grille with two sporty chromed louvres, darkened front headlamps and 19-inch AMG multi-spoke light-alloy wheels. Plus you can further reinforce the muscular appearance by adding optionally available 20-inch AMG forged wheels (see picture on left).





Even top athletes like a little pampering

The interior of the CL 63 AMG

The AMG model is a top athlete with a penchant for luxury. AMG door sill panels in brushed stainless steel welcome you on board whilst the AMG sports seats – available in a choice of three colours – provide optimum lateral support.

The cockpit also bears the AMG signature. An AMG ergonomic sports steering wheel with silver-coloured aluminium shift paddles allows you to change the gears of the AMG SPEEDSHIFT

7G-TRONIC transmission, while the AMG instrument cluster immediately catches the eye with its AMG main menu including the RACETIMER function. It displays such information as the selected gear and the engine oil temperature. If required, the RACETIMER can even clock your lap times. The AMG clock features an IWC design and blends in extremely well with the high-gloss burr walnut wood trim.



AMG cockpit

Sporty design: the AMG instrument cluster incorporates the AMG main menu including RACETIMER









Sporty in the extreme

The CL 65 AMG

Performance limits are there to be pushed back. So it is only natural that the experts at Mercedes-AMG should have developed the CL 65 AMG to continue what they started with the CL 63 AMG: taking high-performance motoring into a new dimension.

The key to this is the AMG 6.0-litre V12 biturbo engine with its output of 450 kW (612 hp) and maximum torque of 1000 Nm.

To transmit the sheer power of its engine to the road the CL 65 AMG is equipped with the 5-speed AMG SPEEDSHIFT automatic transmission. It can also be operated manually using the silver aluminium gearshift paddles on the AMG ergonomic sports steering wheel and permits incredibly quick gear changes. The resulting 0 to 100 km/h acceleration time of 4.4 seconds has the potential to make every trip a compelling driving experience.

The external features which differentiate it from the CL 63 AMG comprise the 20-inch AMG forged wheels and the two V12-design chromed twin tailpipes as well as the "V12 Biturbo" lettering on the front wings.

Customers who wish to give their CL 65 AMG or CL 63 AMG an even more individual look will find that the AMG PERFORMANCE STUDIO has plenty to offer. The AMG exterior carbon package is just one of the possibilities. When this option is specified, genuine carbon fibre is used for the deflectors in the front apron, the exterior mirror housings and the diffuser insert in the rear apron.

A model of exclusive sportiness

The interior of the CL 65 AMG

The sporty theme continues inside this AMG powerhouse – in an environment which is also characterised by the highest levels of exclusivity and comfort.

Specially shaped backrests ensure that you are always held perfectly in your seat, even during fast cornering. The new AMG V12 diamond pattern on the AMG sports seats and door centre panels underlines the exclusive, sporty look of the interior.

Sporting flair at your feet: the brushed stainless steel sports pedals with rubber studs are borrowed straight from the world of motorsport.

Situated behind the AMG ergonomic sports steering wheel, the instrument cluster reinforces the professional ambience with a dial calibrated up to 360 km/h and the RACETIMER for measuring lap times.



AMG sports seats

The timeless sports appeal of the elegant V12 diamond pattern is exclusive to the CL 65 AMG



AMG instrument cluster

Peak performance at a glance: the 360 km/h dial reflects the potential of this vehicle





Looking good from nose to tail

AMG optional extras for the CL 500

Should you wish to further enhance the sporty character of the CL-Class, AMG is the ideal port of call. AMG bodystyling gives the CL an even more dynamic aura and comprises a powerful front and rear apron as well as side skirts.

And just like every top athlete, the CL-Class has just the right “footwear” in the shape of optional 19-inch AMG 5-spoke light-alloy wheels. Alternatively you can send your Coupé out onto the road or track with 20-inch 5-spoke, titanium-silver-painted AMG light-alloy wheels (see photo on the left).



AMG bodystyling

The powerful rear apron – its stylish lines are sure to attract a keen following



AMG light-alloy wheels

A new dimension of street credibility: 19-inch AMG light-alloy wheels





My CL-Class





Luxury is not a luxury for the CL-Class

Equipment for the CL-Class

It goes without saying that you can always expect the best from the CL-Class. Yet another reason for us to exceed your expectations with exquisite materials and finishing touches that display meticulous attention to detail. Not to mention a level of comfort that seems to anticipate your every desire. And a degree of technical refinement that you may not have even believed possible, including a host of innovations that make driving an extremely pleasurable as well as a particularly safe experience.

As if that were not enough, there is also a vast range of optional extras to choose from – including everything from ambient lighting (standard for the CL 600) that creates a very special on-board atmosphere to trim elements in different types of wood, which emphasise the hand-crafted character of the CL-Class.

A wide range of extras is also available for the exterior, including a large selection of exclusive light-alloy wheels. And for a truly unique interior, we also offer you the designo individualisation range. We may have to rewrite the grammar books: good, better, best, CL-Class.



Surround yourself with luxurious leather, chrome and fine wood

The standard equipment of the CL 500

The CL 500 well and truly spoils you – before you even get in: the metallic paint is included in the standard specification, as is the doorhold function. Not to mention the EASY-ENTRY system, which facilitates access for the rear passengers: the driver's seat/front passenger seat simply slides forward when the handle is pulled and then returns to its original position.

Inside, you will find fine wood trim elements, available in three different grain patterns, and soft leather in five stylish colour combinations: cognac brown/black is reserved exclusively for the CL-Class. In addition, the front seats are equipped as standard with lumbar supports and heating. So all you have to do is settle into your comfortable seat and enjoy the drive. Helping you on your way is the Intelligent Light System, which adapts

itself in line with the current light conditions, comprising bi-xenon headlamps with an active light function, motorway light function and enhanced fog lamp function.

The COMAND control and display system also makes things much easier for you. It brings together all the key functions in a user-friendly display right next to the instrument cluster.



Wood and leather appointments

A classic combination with painstaking attention to detail: black leather appointments with high-gloss burr walnut wood trim



Exterior design cues

17-inch 7-spoke light-alloy wheels contribute to the dynamic presence of the CL 500



There are many good reasons for choosing the CL. Here are four more:

The CL 500 4MATIC

You can specify the CL 500 with optional 4MATIC permanent all-wheel drive for particularly high traction in all weathers. This system distributes the drive torque to the front and rear wheels in a ratio of 45 : 55. The standard equipment of the CL 500 4MATIC also includes 18-inch 9-spoke wheels, multicontour front seats with the PRE-SAFE® positioning function and particularly exclusive PASSION leather interior appointments. You will also find a handy ski bag which protects the vehicle interior during winter sports trips.





Why should haute couture be restricted to the catwalk?

The standard equipment of the CL 600

The quality of design embodied by exterior features such as the 18-inch V12-design light-alloy wheels, the chromed strip on the air intake under the bumper and the chromed fog lamps is also very much in evidence inside the CL 600. Here you will find only the very best materials – an outstanding example being the designo-styled EXCLUSIVE PASSION leather interior appointments with V12 emblem, which extend to the doors, dashboard and centre console. A particularly eye-catching fea-

ture is the longitudinal fluting on the door centre panels, on the Alcantara roof liner and on the seats. In the CL 600, hand-picked poplar is used for parts of the extensive wood trim, such as the wood/leather steering wheel, for example, which is also available as an optional extra for the CL 500.

Further factors which contribute to the high level of ride comfort include the standard-fit multicontour seats for the driver and front passenger,

which provide optimal lateral support for those who enjoy a sporty drive, and even massage your back.

The standard-fit COMAND APS hard-disc navigation system also allows you to sit back and enjoy the ride. All you need to round things out is the right music. And that is provided courtesy of the Harman Kardon® Logic 7® surround sound system with DVD changer, which has been specially adapted for the CL-Class.



Wood and leather appointments

The combination of poplar wood and cognac brown leather is exclusive to the CL 600. The painstaking workmanship is typified by the attractive fluting in the door centre panels



Exterior design cues which identify the CL 600

18-inch V12-design light-alloy wheels, chromed strips on the radiator grille and chromed fog lamps underline the identity of the CL 600

<i>STANDARD EQUIPMENT (SELECTION)</i>
5-speed automatic transmission (CL 600)
7G-TRONIC 7-speed automatic transmission (CL 500)
Active Body Control (ABC)
Adaptive brake lights
ADAPTIVE BRAKE with HOLD function and hill start assist
Adaptive windscreen wipers with one-touch wipe function and rain sensor with two levels of sensitivity
Airbags with two-stage deployment sensors, front and rear sidebags plus windowbags
AMG SPEEDSHIFT 7G-TRONIC (CL 63 AMG)
ASSYST PLUS service interval indicator and service computer
Automatic climate control
Automatically dimming interior mirror and driver's-side exterior mirror
Boot lid with remote unlocking and closing functions
Brake Assist (BAS)
Central locking with radio remote control and immobiliser system

Tilting/sliding glass sunroof



Centre armrests front (with compartment) and rear, folding
Chromed door sill panels with “Mercedes-Benz” lettering (CL 600)
COMAND system with integral radio, 8-inch colour display, DVD drive (CL 500 and CL 63 AMG)
Courtesy lights in the doors
Cruise control with SPEEDTRONIC variable speed limiter
Dark burr walnut wood trim (CL 500 and CL 63 AMG)
DIRECT SELECT lever and steering-wheel gearshift buttons
Doorhold
Dynamic multicontour front seats with massage function incl. PRE-SAFE® positioning for front passenger (CL 600 and CL 65 AMG)
Electric parking brake with convenience release function
Electrically adjustable and folding exterior mirrors
Electrically operated tilting/sliding glass sunroof with PRE-SAFE® closing function
Electronic Stability Program (ESP®) with ABS and ASR

Intelligent Light System



STANDARD EQUIPMENT (SELECTION)
Front passenger seat adjustable from driver's seat
Front seats with EASY-ENTRY function, includes automatic adjustment of steering wheel when getting in/out, can be deactivated
Front seats with lumbar support, seat height and fore-and-aft position electrically adjustable, PRE-SAFE® positioning function for front passenger (CL 500)
Headlamp Assist
Headlamp cleaning system
Heated front seats
High-gloss natural poplar wood trim (CL 600 and CL 65 AMG)
Intelligent Light System incl. bi-xenon headlamps, active light function, motorway light function, cornering light function (integrated in headlamps) and enhanced fog lamp function
ISOFIX child seat attachment points in rear
Leather upholstery (CL 500)
Light-alloy wheels

Luggage net attached to side of boot
Memory package for front seats, steering column and mirrors
Metallic paintwork
Multifunction steering wheel
Power windows front and rear with PRE- SAFE® closing function at the front
Pre-installation for mobile phone with universal interface for mobile-phone cradle in the armrest, including hands-free system and aerial (CL 600 and CL 65 AMG)
Seat belts, 3-point design (four) with automatic comfort-fit feature
Speed-sensitive power steering
Stowage compartment behind rear armrest
Tinted, noise-insulating, infrared-light-reflecting laminated glass all round
TIREFIT tyre sealant with electric pump
Tyre pressure loss warning system

Driving mode switch



Steering-wheel gearshift buttons



Direct-access buttons on the centre console





Stylish right down to the ground

The light-alloy wheels for the CL-Class

Mercedes-Benz has always understood the importance of details. That is why we have developed a wide range of light-alloy wheels which allow you to give your CL-Class its own distinctive identity.

The 19-inch 9-twin-spoke light-alloy wheels are available as an optional extra



17-inch 7-spoke light-alloy wheels (standard for CL 500)



18-inch V12-design light-alloy wheels (standard for CL 600)



18-inch 5-spoke light-alloy wheels (optional extra)



18-inch 9-spoke light-alloy wheels (optional extra)



18-inch 9-spoke light-alloy wheels with sculpted ridges (optional extra)



19-inch multi-spoke light-alloy wheels (optional extra)



incenio “Alaraph” 20-inch 10-spoke designer wheels (accessories)



incenio “Almach” 17-inch 5-twin-spoke designer wheels (accessories)



incenio “Eridanus” 18-inch 5-twin-spoke designer wheels (accessories)



19-inch AMG 5-spoke light-alloy wheels (optional extra)



20-inch AMG 5-spoke light-alloy wheels (optional extra)



20-inch AMG forged wheels (optional extra for CL 63 AMG, standard for CL 65 AMG)

Only the very finest wheels come between your CL and the road

Optionally available light-alloy wheels

Our standard wheels have been designed to underline the special character of the CL Coupé, but you can make an even more striking statement by specifying one of our other designs, such as the AMG light-alloy wheels which bear the unmistakable hallmark of the styling specialists from our tuning unit in Affalterbach.

Exclusive incenio designer wheels are also available from our range of genuine accessories.

20-inch AMG 5-spoke
light-alloy wheels
(optional extra)



	CL 500	CL 500 4MATIC	CL 600	CL 63 AMG	CL 65 AMG
OPTIONAL EXTRAS (SELECTION)					
18-inch 9-spoke light-alloy wheels	●	□	●	–	–
19-inch AMG light-alloy wheels	●	●	●	□	–
19-inch multi-spoke light-alloy wheels	●	●	●	–	–
20-inch AMG light-alloy wheels	●	●	●	●	□
Ambient lighting	●	●	□	●	□
AMG bodystyling	●	●	–	□	□
Anti-theft alarm system with tow-away protection and interior monitoring system	●	●	□	●	□
Auxiliary heater with remote control	●	●	●	●	●
Black ash wood trim (optional at no extra charge)	●	●	●	●	●

Double cup holder



Rear window roller blind



	CL 500	CL 500 4MATIC	CL 600	CL 63 AMG	CL 65 AMG
OPTIONAL EXTRAS (SELECTION)					
COMAND APS with hard-disc-based navigation system	●	●	□	●	□
designo-styled EXCLUSIVE PASSION leather	–	–	□	–	–
DISTRONIC PLUS proximity control incl. Parking Guidance, Blind Spot Assist, BAS PLUS Brake Assist and PRE-SAFE® Brake system	●	●	●	●	●
Double cup holder in front	●	●	●	●	●
DVD changer	●	●	□	●	□
Dynamic multicontour front seat with massage function and PRE-SAFE® positioning function	●	□	□	●	□
Electrically operated roller blind for rear windscreen	●	●	□	●	□
EXCLUSIVE PASSION leather	●	●	–	●	□
Garage-door opener in interior mirror	●	●	●	●	●
Harman Kardon® Logic 7® surround sound system with 11 loudspeakers and subwoofer	●	●	□	●	□

● Optional extra □ Standard equipment – Not available

Telephone



Ski bag



KEYLESS-GO



	CL 500	CL 500 4MATIC	CL 600	CL 63 AMG	CL 65 AMG
<i>OPTIONAL EXTRAS (SELECTION)</i>					
Heated steering wheel	●	●	●	●	●
Heated windscreen washer system	●	●	□	●	□
Interior monitoring system	●	●	●	●	●
KEYLESS-GO	●	●	□	●	□
LINGUATRONIC voice control system	●	●	●	●	●
Luxury front seats (heated and ventilated, perforated leather)	●	●	□	●	□
Mobile phone with universal interface, hands-free system and aerial	●	●	●	●	●
Multicontour front seat with PRE-SAFE® positioning function	●	●	–	□	–
Night view assist including tinted, noise-insulating, infrared-light-reflecting windscreen	●	●	●	●	●

Rear head restraints



DVD changer



	CL 500	CL 500 4MATIC	CL 600	CL 63 AMG	CL 65 AMG
<i>OPTIONAL EXTRAS (SELECTION)</i>					
PASSION leather	●	□	–	□	–
Rear head restraints with pneumatic raising/lowering function	●	●	□	●	□
Refrigerated compartment beneath rear centre armrest	●	●	●	●	●
Reversing camera	●	●	●	●	●
Silk matt burr walnut wood trim (optional at no extra charge)	●	●	●	●	●
Ski bag	●	□	●	●	●
TV tuner (for analogue and digital reception)	●	●	●	●	●
Tyre pressure monitoring system	●	●	●	●	●
Wood/leather steering wheel	●	●	□	●	●

● Optional extra □ Standard equipment – Not available

Surround sound system



TV tuner



Ambient lighting





Two ways of demonstrating uniqueness

The designo individualisation range

The designo range lets you give your CL-Class a personal touch. Because you can simply choose from a wide range of high-quality appointments to suit your own tastes. Or you can make the decision easier by going for one of the two exclusive appointments packages that our designers have already created for you. The designo Edition I provides a harmonious combination of contrasting colours. Sand-coloured aniline leather adds a special touch in conjunction with the designo matt natural oak grain trim elements. The Alcantara roof liner in anthracite rounds off the interior appointments.

The designo Edition II package envelops your CL-Class in a world of subtle shades. Coordinated with the roof liner finished in anthracite Alcantara and the black basic appointments, the designo Edition II package includes mid-orion grey seats beautifully crafted in designo aniline leather. The backs of the seats are trimmed with black nappa leather while gleaming, black piano lacquer is used to enhance the wood trim elements.

Whichever of the two Editions you prefer, you can emphasise the exclusivity of your CL-Class. And your own personality.



Left: designo Edition I
(Code Y01)

Right: designo Edition II
(Code Y02)





You decide. We come up with something to your tastes

designo – personal elegance

Give your vehicle personality – yours. The hand-finished designo range offers ample inspiration with its wide range of colours, exclusive trim elements and high-quality materials. Starting with the exterior paintwork, you have a range of new options with ten additional colours. In the interior you can choose between aniline leather or thick, soft natural leather in many expressive colours and select the trim elements to suit your taste. In addition to

the characteristic seat upholstery layout with the ten-rib vertical fluting and the designo metal badge in the backrests, it is essentially your good style that expresses the exclusivity of your Mercedes. And you can add the final touch to your vehicle with a wood/leather steering wheel or an Alcantara roof liner.

Upholstery: designo Exclusive aniline leather in chablis (X32). Trim elements: designo black piano lacquer (W69). Extra: wood/leather steering wheel (Y95)

designo leather upholstery in combination with designo black piano lacquer (W69)







Colours and materials

The irresistible beauty of a beautifully resistant finish

The extra-scratch-resistant clearcoat of the CL-Class


Stars are meant to shine, and if ours seem to shine brighter, it's because we have followed the Mercedes tradition of pioneering new technologies and have developed one of the best clearcoats available in the automotive market. Thanks to this innovative Mercedes-Benz paint system, our vehicles now make an even more impressive visual statement which is also reflected in their even higher value retention. This clearcoat developed by Mercedes-Benz is more resistant than conventional clearcoats by virtue of its particularly dense molecular structure. It also produces a more lasting and noticeably more intense sheen. Whether you choose a metallic or non-metallic paint finish, this more scratch-resistant clearcoat is less sensitive to weathering and environmental influences, rain and snow, sunlight and temperature fluctuations. It is also more resistant to chemical attack and physical wear and tear, such as that caused by automatic car washes. You can rest assured that your new Mercedes will continue to shine elegantly throughout its long life.

The CL-Class paintwork puts the finishing touch to the carefully crafted Mercedes-Benz corrosion protection system, which includes zinc phosphating and electrophoretic dip priming stages for long-lasting protection. We also make very extensive use of eco-friendly water-based paints.

NON-METALLIC PAINTS




040 black



650 calcite white

METALLIC PAINTS¹



112 chromite black



197 obsidian black




300 periclase green

SPECIAL PAINT



359 tanzanite blue



723 cubanite silver



494 germanite grey



368 flint grey



775 iridium silver



544 carneol red



798 sanidine beige

¹ For details of designo paints, please see our designo brochure

LEATHER COLOUR VARIANTS¹


Sporty or classic?
Regardless of whether you choose leather or the particularly soft PASSION leather, the interior appointments are designed through and through with painstaking attention to detail and reflect the highest standards of workmanship.
In the case of EXCLUSIVE PASSION leather, additional elements, such as the dashboard, doors and centre console are finished in PASSION leather. The roof liner as well as the A and C-pillars are all finished in Alcantara.



black / black
201 leather
801 PASSION leather
501 / 511 EXCLUSIVE PASSION leather



basalt grey / dark basalt grey
208 leather
808 PASSION leather
508 / 518 EXCLUSIVE PASSION leather



cognac brown / black²
207 leather
807 PASSION leather
507 / 517 EXCLUSIVE PASSION leather



cashmere beige / savanna beige
204 leather
804 PASSION leather
504 / 514 EXCLUSIVE PASSION leather



sahara beige / black²
205 leather
805 PASSION leather
505 / 515 EXCLUSIVE PASSION leather

¹ Please see our designo brochure for details of designo leather

² Not available for CL 63 AMG or CL 65 AMG

Nature, our greatest inspiration


The fine varieties of wood in the CL-Class

Of the many characteristics which mark the CL-Class out as a highly distinctive vehicle, the exclusive wood trim is one of the most striking. Whichever variety or colour you choose, every single piece of wood is hand-picked by our experts and worked in such a way that it is presented to best advantage in your CL-Class.

For example, two shades of Californian burr walnut are available while fine black ash wood trim can be specified as a no-cost option. Furthermore, poplar is reserved as an exclusive wood trim for the CL 600¹.



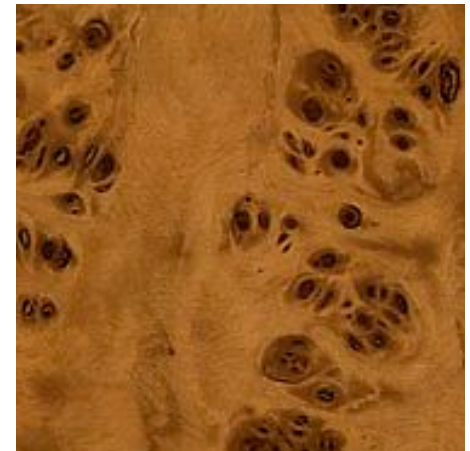
Dark burr walnut (high-gloss)



Burr walnut (silk matt)



Black ash



Natural poplar (high-gloss)

¹ For details of designo trim, please see our designo brochure

	LEATHER					PASSION LEATHER					EXCLUSIVE PASSION LEATHER				
	black/black	basalt grey/dark basalt grey	cashmere beige/savanna beige	sahara beige/black	cognac brown/black	black/black	basalt grey/dark basalt grey	cashmere beige/savanna beige	sahara beige/black	cognac brown/black	black/black	basalt grey/dark basalt grey	cashmere beige/savanna beige	sahara beige/black	cognac brown/black
NON-METALLIC PAINTS															
black	●	●	●	●	●	●	●	●	●	●	●	●	●	●	●
calcite white	●	●	○	○	●	●	●	○	○	●	●	●	○	○	●
METALLIC PAINTS															
chromite black	●	●	○	●	○	●	●	●	●	○	●	●	●	●	○
obsidian black	●	●	●	●	●	●	●	●	●	●	●	●	●	●	●
periclase green	●	●	●	○	△	●	●	●	○	△	●	●	●	○	△
tanzanite blue	○	●	○	●	○	○	●	○	●	○	○	●	○	●	○
flint grey	●	○	△	○	○	●	○	△	○	○	●	○	△	○	○
carneol red	●	●	●	●	△	●	●	●	●	△	●	●	●	●	△
cubanite silver	●	○	○	○	●	●	○	○	○	●	●	○	○	○	●
iridium silver	●	●	△	△	●	●	●	△	△	●	●	●	△	△	●
sanidine beige	●	△	●	●	△	●	△	●	●	●	●	△	●	●	●
SPECIAL PAINT															
germanite grey	●	△	○	●	△	●	△	○	●	△	●	△	○	●	△

● Recommended ○ Possible △ Not recommended



	<i>CL 500</i>	<i>CL 500 4MATIC</i>	<i>CL 600</i>	<i>CL 63 AMG</i>	<i>CL 65 AMG</i>
No. of cylinders/arrangement	8/V	8/V	12/V	8/V	12/V
Bore/stroke (mm)	98.0/90.5	98.0/90.5	82.0/87.0	102.2/94.6	82.6/93.0
Total displacement (cc)	5461	5461	5513	6208	5980
Rated output (kW at rpm) ¹	285/6000	285/6000	380/5000	386/6800	450/4800
Rated torque (Nm at rpm) ¹	530/2800 – 4800	530/2800–4800	830/1900 – 3500	630/5200	1000/2000 – 4000
Acceleration from 0 to 100 km/h (s)	5.4	5.4	4.6	4.6	4.4
Top speed, approx. (km/h)	250 ²	250 ²	250 ²	250 ²	250 ²
Tyre size	front	235/55 R 17	255/45 R 18	255/45 R 18	255/40 R 19
	rear	235/55 R 17	255/45 R 18	275/45 R 18	275/40 R 19
Fuel	Premium unleaded	Premium unleaded	Super Plus	Super Plus	Super Plus
Fuel consumption (l/100 km) ³	urban	18.1	18.1 ⁵	21.7	23.2
	extra-urban	8.5	8.7 ⁵	10.0	10.2
	combined	12.1	12.1 ⁵	14.3	14.9
CO ₂ emissions (g/km) ³ combined	288	288	340	355	355
Tank capacity (l)/incl. approx. reserve	90/11	90/11	90/11	90/14	90/14
Turning circle (m)	11.6	11.6	11.6	11.6	11.6
Max. boot capacity (l)	490	490	490	490	490
Kerb weight (kg) ⁴	1995	2045	2185	2085	2240
Permissible gross vehicle weight (kg)	2510	2510	2620	2510	2635

¹ Figures according to Directive 80/1269/EEC in the currently applicable version

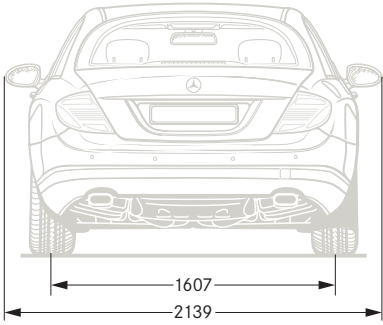
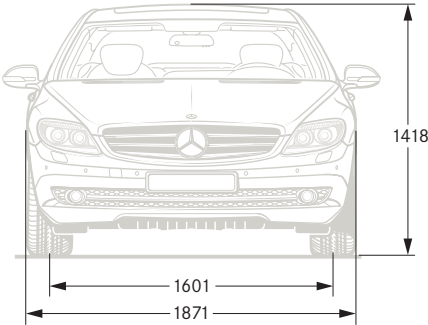
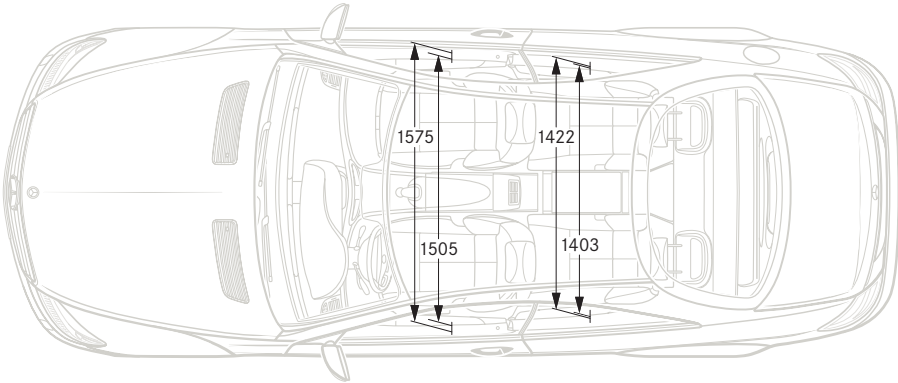
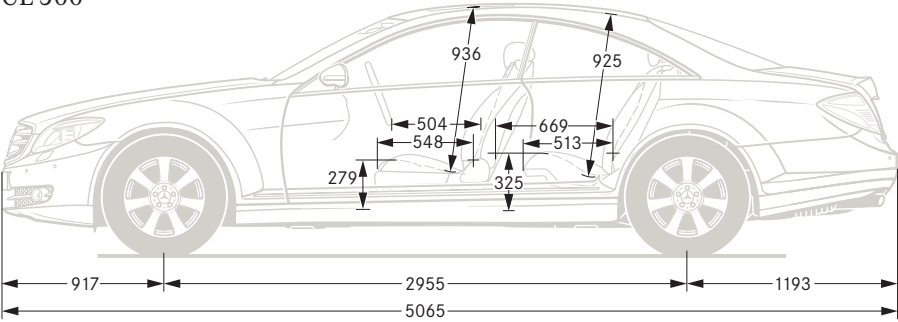
² Electronically governed

³ The figures shown were obtained in accordance with the prescribed measuring process (Directive 80/1268/EEC in the currently applicable version).
The figures are not based on an individual model and do not constitute part of the product offer; they are provided solely for purposes of comparison between different vehicle models

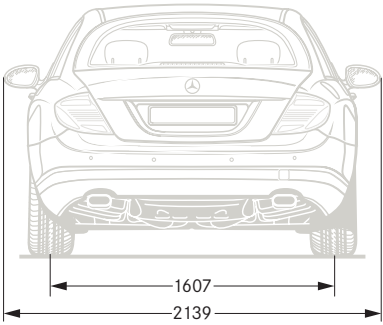
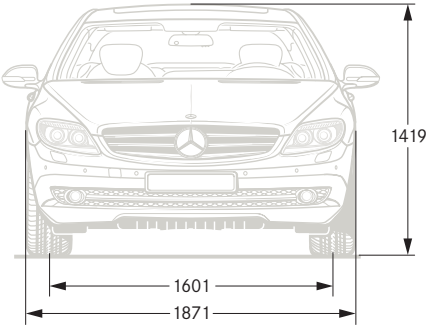
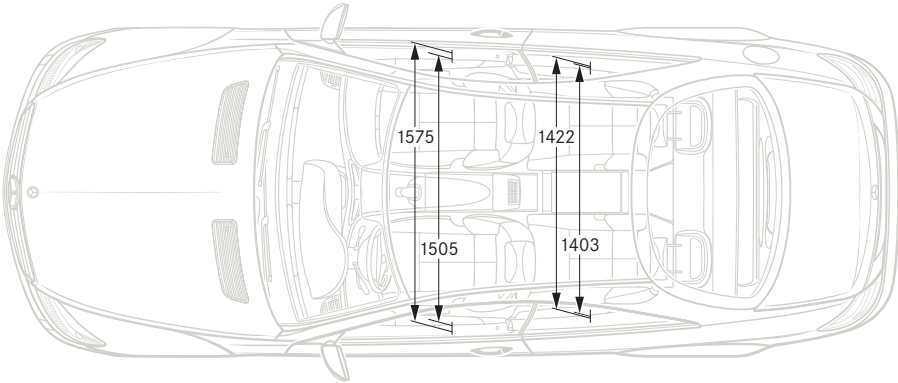
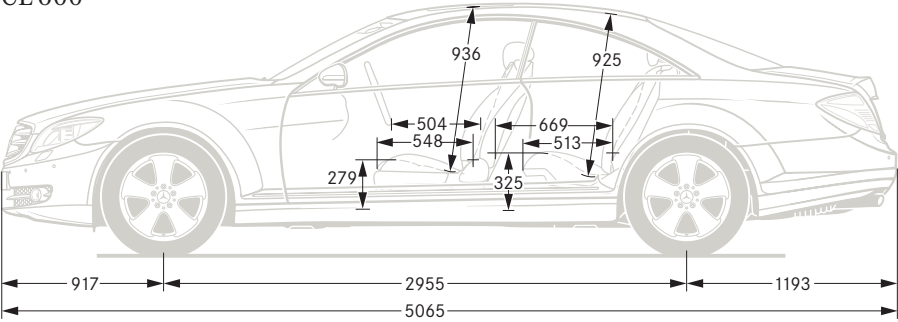
⁴ Figures according to Directive 92/21/EC, version 95/48/EC (kerb weight with fuel tank 90% full, driver, 68 kg, and luggage, 7 kg) for standard-specification vehicles. Optional extras and accessories will generally increase this figure and reduce the payload capacity accordingly

⁵ Provisional figures

CL 500



CL 600



All measurements in millimetres. The dimensions shown are mean values and apply to standard-specification, unladen vehicles

The best places to go star-gazing

The world of Mercedes-Benz: our Centres, our sales and service outlets, the Museum and the MercedesCard

Experience Mercedes-Benz at first hand

When the first Mercedes-Benz Centre opened in late 2000 in Berlin, it took the concept of the car dealership to a whole new level. At the Mercedes-Benz Centres, you can browse and admire the complete range of Mercedes-Benz models and technical and personal accessories – or attend numerous events. Centres have now opened in many large European cities. All of them allow you to experience this legendary brand at first hand.

But you don't have to visit a city to enjoy the service and delve into the fascinating world of Mercedes-Benz. A close-knit network of company-owned branches and authorised dealers ensures that you are never far from the wide range of services, the comprehensive customer care and the high quality which you expect from Mercedes-Benz.

Mercedes-Benz Museum

Over 120 years of automotive history in one place – the Mercedes-Benz Museum in Untertürkheim, Stuttgart. With a total exhibition area of 16,500 square metres, it transports the visitor into a gripping world of automotive achievement. You can see the first modern motor car, the Mercedes Simplex, discover over 100 years of motor-racing

history, and, of course, admire our classics, such as the Gullwing and the "Tail Fin". Legendary cars such as these have always occupied a special place in the hearts of car enthusiasts. Now they have a special place of their own in the Mercedes-Benz Museum.

We look forward to welcoming you.



MercedesCard

Even when you're not sitting at the wheel, you can still enjoy the Mercedes experience. Owning a MercedesCard is all it takes. It acts as your ticket to the world of Mercedes-Benz and doubles as a handy credit card. And if you complete the annual questionnaire, there's no fee to pay either.

The MercedesCard Journal regularly keeps you up to date with the latest sport, travel and cultural packages as well as interesting product information, all specially selected for you. Fascinating insights into all aspects of the Mercedes-Benz brand can be found in the Mercedesmagazine. And your MercedesCard gives you free admission to the Mercedes-Benz Museum. But as well as offering plenty of excitement, the MercedesCard also provides peace of mind, too, with the Mercedes-Benz/MercedesCard insurance package which covers virtually all eventualities.

For more information on all these offers, and application forms, visit: www.mercedes-benz.de/mercescard

Information about the MercedesCard in Austria and Switzerland can be found on the national Mercedes-Benz websites.

Succumb to temptation. Take a test drive

Like all our models, the CL-Class offers the unique Mercedes driving experience. It's something that's communicated by even the smallest details, such as the feel of the indicator control or the solid, reassuring way the doors close. But a brochure can never do justice to qualities like these. That is why we warmly invite you to take a test drive. You can use the dealership search function at www.mercedes-benz.de or the relevant national website to locate your nearest Mercedes-Benz dealer who will be delighted to make all the arrangements for you.



Interactive Owner's Manual

Our website features informational clips and simulations designed to help you familiarise yourself with the various functions of your car. Discover the technical facts and figures and get a clear picture of a select range of functions that make driving so enjoyable. For further details, go to: www.mercedes-benz.de/owners-manual

The convenience of a Mercedes goes further than you think

Service24h and the financial services offered by DaimlerChrysler Bank

24-hour service

One thing that will always accompany you in your new Mercedes is a feeling of reassurance.

Because Mercedes-Benz Service24h is there for you around the clock, every day of the year.

In the very unlikely event of a technical breakdown or starting problem, you can rely on round-the-clock assistance from Mercedes-Benz Service24h, anywhere in Europe. Simply phone our Service hotline on 00800 1 777 7777*, and our specialists will immediately organise fast, professional assistance. 365 days a year, 7 days a week, 24 hours a day. As soon as your call is received, a member of our Service24h team will be dispatched to your location. Often the problem can be rectified on the spot, but if this is not possible, we will naturally ensure that your vehicle is taken to the nearest Mercedes-Benz workshop and get you back on the road as quickly as possible.

DaimlerChrysler Bank

If you have already set your heart on your dream Mercedes and want to remain flexible in financial terms, our financial service products could be exactly what you're looking for. We offer you a one-stop source for everything from leasing and financing to insurance or service modules. Check out the online calculator to work out your monthly payments.

In addition to individually geared financial services, we also offer you attractive investment products, including an instant-access deposit account, a fixed-interest account or portfolio funds. For further information phone 01803-DC BANK or 01803-32 2265 (9 ct per min) or visit www.daimlerchrysler-bank.com

*In non-affiliated European countries: +49 69 95 30 72 77

Take-back of end-of-life vehicles. Coming full circle

At the end of its long life, you can return your CL-Class to us for environment-friendly disposal in accordance with the EC End-Of-Life Vehicle Directive¹. But that day lies a long way off.

¹Applies in accordance with national regulations to vehicles up to 3.5 tonnes gross weight. Mercedes-Benz passenger cars have met the statutory regulations governing the suitability of their design for reuse and recycling for a number of years now. A network of vehicle take-back depots and dismantlers has been established which will process your vehicle in an environment-friendly manner. The ways in which both vehicles and parts can be recovered are subject to ongoing development and improvement. Consequently, the CL-Class will be able to comply with any future increases in the recycling quota within the stipulated time limits. Further information is available at www.mercedes-benz.de or by calling 00800 1 777 7777.

Please note: changes may have been made to the product since this brochure went to press (31.08.2007). The manufacturer reserves the right to make changes to the design, form, colour and specification during the delivery period, provided these changes, while taking into account the interests of the vendor, can be deemed reasonable with respect to the purchaser. Where the vendor or the manufacturer uses symbols or numbers to describe an order or the subject of an order, no rights may be derived solely from these. The illustrations may show accessories and items of optional equipment which are not part of standard specification. Colours may differ slightly from those shown in the brochure, owing to the limitations of the printing process. This brochure has been compiled by Daimler AG of Germany and is distributed internationally. It provides a general indication of the range of models, features, optional extras and/or colours available in various countries. Some of the models, features, optional extras and/or colours shown may not be available in your country or may only be available in a different specification. Additionally some models, features, optional extras and/or colours may only be available in combination with others. For current and more specific information in relation to the range of models, features, optional extras and/or colours available in your country, and their pricing, you should contact your nearest authorised Mercedes-Benz Passenger Car Dealer.