



Mercedes-Benz

The E-Class



“Our philosophy is very simple. We give our best for people who expect the best.”

Dr Dieter Zetsche



The E-Class	10	My E-Class	52
SAFETY	12	EQUIPMENT LINES	54
PRO-SAFE™	14	CLASSIC	56
E-GUARD	19	ELEGANCE	60
		AVANTGARDE	64
COMFORT	20		
Interior	22	EQUIPMENT	70
Ride comfort	28	Standard equipment	72
Estate	30	Light-alloy wheels	74
		Optional extras	76
AGILITY	32	Sports packages	79
Diesel engines	34		
Petrol engines	36	designo	82
NGT petrol/natural gas drive	38		
Transmissions	40	GENUINE ACCESSORIES	86
Dynamic handling systems	42		
4MATIC all-wheel drive	44	COLOURS AND MATERIALS	88
		Paintwork	90
AMG	46	Upholstery and leather	92
		Wood	94
		Combination options	95
		TECHNICAL DATA	
		Saloon	96
		Estate	100
		SERVICE	106

## Summing up Mercedes-Benz in one letter

The E-Class: epitomising what makes a Mercedes

The letter E – a synonym for comfort, safety and elegance for over 60 years. The current E-Class continues this tradition. With a wide range of engines, the driving experience is as dynamic as ever – while fuel consumption and emissions are as low as never before. BLUETEC is a technology specially developed by Mercedes-Benz to reduce diesel emissions, making the compression-ignition engine one of the cleanest and most efficient powerplants in the world.

The E 350 CGI, with its direct-injection 6-cylinder petrol engine, boasts a reduced fuel consumption and near-complete, lower-pollutant

combustion. These excellent ecological and economical credentials ease the burden both on the environment and on your wallet. The high standard of comfort in the E-Class enhances driving enjoyment and combines with attractive design features and colours to produce the typical feeling of wellbeing you can expect of a Mercedes. And for even more security the specification includes PRE-SAFE®, the anticipatory safety system.

More dynamic, more efficient, more comfortable driving – just three aspects which go to make up our guiding principle: **one step further.**





























# The E-Class



# Safety

## We've been developing the future of safety for 60 years

### Mercedes-Benz milestones

It all started with an unseen revolution. Several decades ago, when Mercedes-Benz presented the first production car with passive safety features, the innovations on board – crumple zones and the passenger safety cell – were invisible to the observer.

Since then Mercedes-Benz has time and again proved a pioneer in the field of safety. In 1978 it was a Mercedes-Benz that helped put ABS on the map, and just three years later airbags and belt tensioners made their debut in a standard-production vehicle. The list goes on – from the introduction of ESP® to PRE-SAFE®.

Throughout, Mercedes-Benz has doggedly been pursuing one goal: the vision of accident-free driving. It will be a while before this vision becomes reality, but with PRO-SAFE™ the goal has moved a step closer to fulfilment.

Béla Barényi – seen here with a safety prototype – is the acknowledged father of passive safety engineering. His name appears on the Mercedes-Benz patents for the passenger safety cell with crumple zones and the safety steering column







## A comprehensive approach to safety

PRO-SAFE™ – the safety philosophy of Mercedes-Benz

Rather than drawing a distinction between active and passive safety, PRO-SAFE™ combines both types of safety system into a forward-looking integrated Mercedes-Benz safety philosophy. Our approach to safety at Mercedes-Benz doesn't just extend from ABS to ESP® – it extends from A to Z.

The standard of comfort on board makes the driver's job easier, while assistance systems permanently monitor the driving situation. If certain dangers arise, the driver can be warned and assisted.

As a precaution, reversible protective measures can take effect, providing the required protection for the occupants in the event of an accident.

And the protection offered by PRO-SAFE™ doesn't stop once an accident occurs. Specific measures can help prevent anything worse from happening, reducing, for example, the likelihood of secondary accidents.

As you can see, at Mercedes-Benz we take a comprehensive, joined-up approach to safety. And this approach forms the heart of PRO-SAFE™.



### Safe driving

One of many safety systems whose purpose is to anticipate and prevent dangerous situations before they develop is DISTRONIC proximity control, which helps you to keep the required distance from the vehicle in front in the 30 km/h to 180 km/h speed range




### In an accident

In 1959 we developed the world's first passenger safety cell. Today we are still building one of the sturdiest passenger cells around: the E-Class

### After an accident

The E-Class goes on providing protection even if an accident cuts the journey short. For example with features which help to speed and facilitate occupant rescue



### In the event of danger

Some hazards can appear without warning. But there are safety systems that are even faster. Like the reversible belt tensioners





# Ready for the unexpected

Drive safely, and prevent accidents before they happen

Improving road safety involves the use of active safety features like the control and display concept which minimises distractions from what is happening on the road. Then there are systems which provide support in critical situations and alert the driver to potential hazards – like the ADAPTIVE BRAKE system, which includes a HOLD function that prevents the vehicle rolling away when stopped on a hill, a brake-drying function for wet-weather driving and adaptive brake lights. If the driver initiates emergency braking from a speed over 70 km/h, the adaptive brake lights flash to alert following traffic and the hazard warning lights are activated when the vehicle comes to a standstill.

The headlamps, too, offer innovative technology. The optional Intelligent Light System, based on the bi-xenon headlamps with the active light function and cornering light function, automatically adapts the low-beam lights to the given driving situation. The system provides broader illumination of the road on extra-urban roads and improves long-range visibility by up to 50 metres on motorways. This means obstacles can be spotted sooner, and driving style adapted accordingly. The Intelligent Light System also includes enhanced fog lamps, which significantly improve illumination of the driver's side of the road and LED-enhanced, brighter side lights.

## Adaptive brake lights

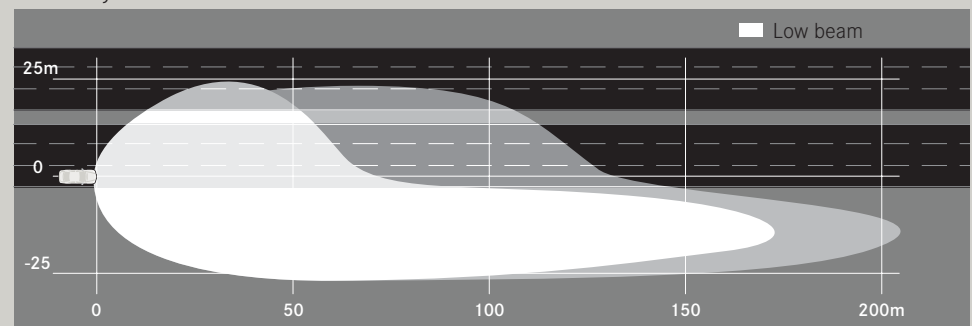
The flashing brake light is activated on emergency braking from a speed of over 50 km/h, warning following traffic and allowing other drivers to react earlier

PRE-SAFE® includes systems which, depending on the on-road situation and the on-board equipment, are able to anticipate hazards and take precautionary measures. They include reversible belt tensioners and automatic closure of the side windows and of the optional tilting/sliding sunroof.

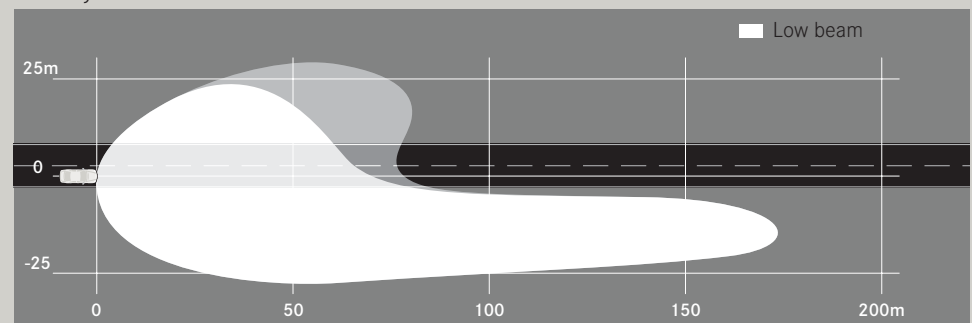
## Intelligent Light System

From a road speed of 90 km/h, the motorway mode is switched on in two stages, allowing the driver to see up to 60 percent further than with conventional low beams, while the new country road mode provides extended illumination of the edge of the road on the driver's side

Motorway mode



Country road mode



## We hope this is the only time you'll ever see these safety features

Restraint systems and a passenger safety cell designed to protect you and others if the worst should happen

The E-Class contains a wide range of safety systems designed to prevent accidents. Should an accident nevertheless be unavoidable, the occupant protection systems can significantly reduce the risk of injury. These offer protection both for your own vehicle and for other road users. Protection for your own vehicle includes a high-strength safety cell and systems such as the two-stage adaptive front airbags, the sidebags and windowbags, and the crash-responsive NECK-PRO head restraints for the driver and front passenger seats. In the event of a rear-end impact of a given severity, pretensioned springs push the head restraints on the driver and front passenger seats forward by around 40 mm and upward by around 30 mm in a fraction of a second. This braces the heads of the front seat occupants sooner, thus reducing the risk of whiplash injury. The smooth bodywork and strategically yielding bumpers are among the features which help protect other road users.

Depending on the type and severity of an accident, various measures may be triggered to help to prevent the situation from deteriorating and to aid the rescue of the occupants: the engine and fuel supply are automatically switched off after a serious collision, for example, and the fuel tank is situated in the protected area in front of the rear axle. To make it easier to locate the vehicle concerned, the hazard warning lights are activated automatically. Doors which unlock automatically

and are easy to open mean that occupants can be rescued more quickly after an accident.

Another safety measure provided by Mercedes-Benz is the multi-language rescue manual which is available on the internet to rescue services worldwide at: [www.mercedes-benz.com/rescue-guidelines](http://www.mercedes-benz.com/rescue-guidelines).

You can download further information about safety at [www.mercedes-benz.com/airbag-brochure](http://www.mercedes-benz.com/airbag-brochure)



### NECK-PRO head restraints

The NECK-PRO head restraints are sensor-controlled. After deployment, they can be returned to their original position by hand



# E-Guard – a realistic alternative to guardian angels

“Integrated Protection” for personal security

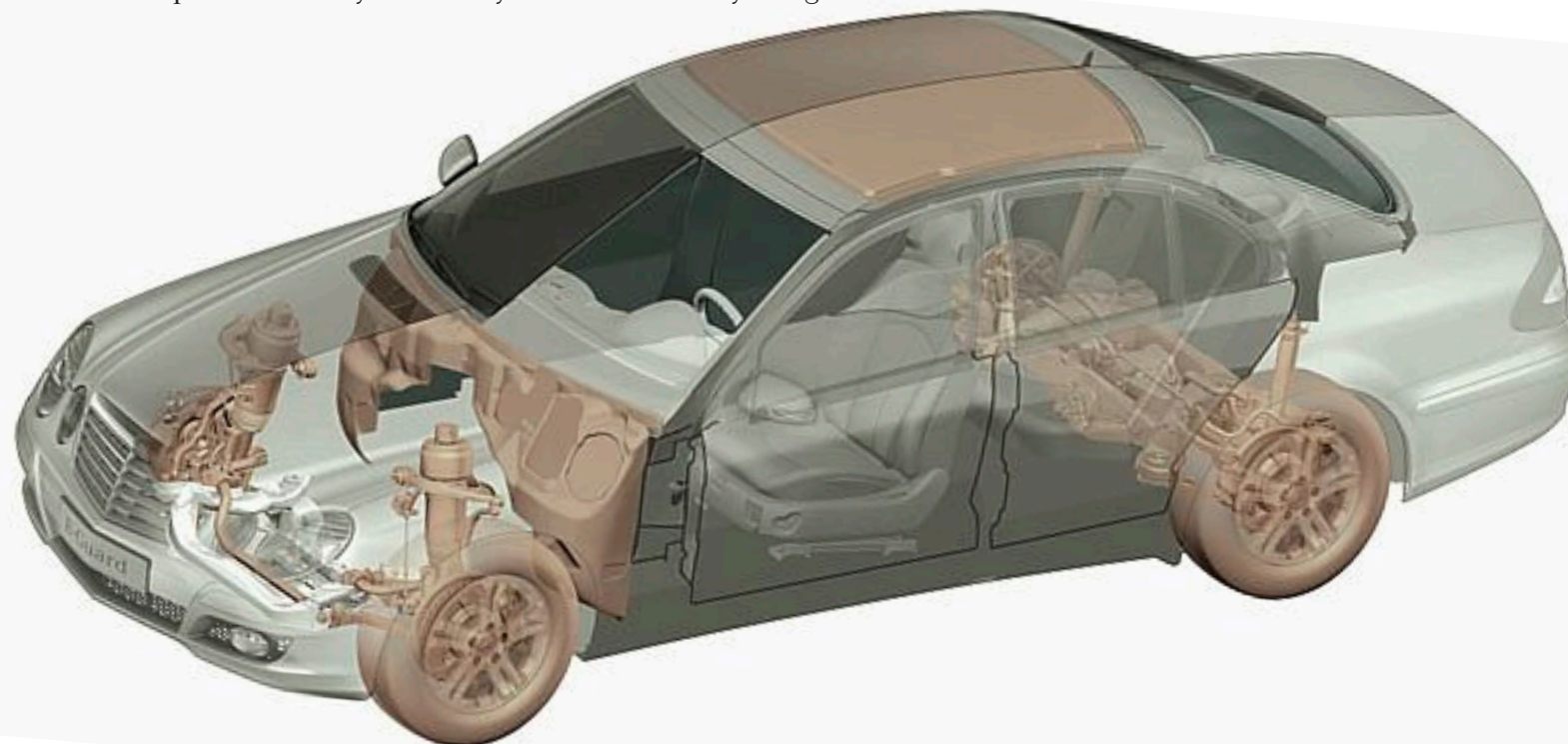
It's around 80 years now since we developed the first Mercedes-Benz with special protection, based on the Nürburg model. It marked the beginnings of our “Integrated Protection” principle. The factory-fitted integrated protection system is a feature of every Mercedes-Benz Guard<sup>1</sup> model.

The passenger cell is radically redesigned and strengthened using highly effective protective components – particularly at those points which are no longer properly accessible after this pro-

duction stage. Virtually inconspicuous from the outside, this ingenious safety structure is integrated ex factory and includes high-strength steel, aramid and special-purpose glass.

It goes without saying that all of the electronic control systems, the brakes and the suspension of the E-Guard models are adapted to the additional weight. And like any other Mercedes, the E-Guard has to pass all of the key quality and safety tests. Only then is it officially designated

an E-Guard with “High protection”, certified to the official European resistance level by independent authorities. Savour the familiar comfort of the E-Class and enjoy the highest safety standards, designed to provide you and your fellow passengers with the best possible protection.



<sup>1</sup> Available for the E 320 CDI, E 350 and E 500









## Comfort made the E-Class what it is today. Or should that be the other way round?

Feel thoroughly spoiled in the E-Class

Welcome home – when it comes to making you feel secure and at ease, the E-Class has few rivals. That's not about to change, but we have tweaked a few of the details which help produce that feeling.

For example occupants can now select their preferred temperature using the very latest climate control systems. And sit in luxury seats (shown here in sahara beige) equipped with heating, ventilation and luxury head restraints. Luxury which not so very long ago would have been unimaginable is also the keynote of options like the surround sound system and DVD navigation system.

### Driver-fitness safety

Mercedes-Benz investigates the medical and psychological aspects of driving at its own research centre. This has led to the development of assistance systems which have helped to make driving not only significantly more enjoyable but also safer. Such systems include DISTRONIC proximity control and LINGUATRONIC voice control, both of which make for more relaxed, more stress-free driving





## To enjoy a perfect climate all year round, at one time you would have had to emigrate

### The E-Class climate control systems

An atmosphere of ease and comfort is standard in the E-Class – thanks amongst other things to the easy-to-operate THERMATIC automatic climate control system with combination filter and air recirculation, which allows occupants to select temperature levels to suit their own individual requirements.

Alternatively, the optional THERMOTRONIC luxury automatic climate control system with combination filter and air recirculation (standard on the E 420 CDI, E 500, E 500 4MATIC and E 63 AMG), allows separate temperature control in four different zones. A four-quadrant solar

sensor takes into account the angle of the sun's rays at each of the four seats when controlling both the air volume and air temperature. Humidity and pollutant levels in the ambient air are monitored by a multifunction sensor and if necessary, THERMOTRONIC automatically switches to recirculation mode.

An even more direct fresh air supply can be provided if the optional electric tilting/sliding sun-roof is fitted. The Saloon can also be supplied with the panoramic sliding roof, whose large glass area extends all the way from the front windscreen to the rear windscreen.

#### THERMATIC

The controls for the automatic climate system are situated above the centre console









# Comfort can get you far

## The E-Class's comfortable seats

Even the longest journey is a more relaxing experience if you're sitting in the E-Class. The standard upholstery is either fabric (CLASSIC and ELEGANCE equipment lines) or a combination of fabric and ARTICO man-made leather (AVANTGARDE equipment line). Luxurious leather upholstery is also available as an option. The nappa leather upholstery is particularly sumptuous, and is breathable and hard-wearing.

Standard electric height and backrest adjustment for the front seats, and a manually adjustable lumbar support for the driver's seat, allow the ideal seat position to be found.

Optionally, luxury seats are available for the driver and front passenger, featuring three-stage heating, active ventilation to cool the seat surfaces and individually adjustable luxury head restraints.

As a further option you can choose the dynamic multicontour seats, whose pneumatic side bolsters automatically inflate to provide more support when cornering. The air chambers also offer individual adjustment of the backrest and seat contours. And at the press of a button, an air chamber in the lumbar region will massage the back muscles.

### Multicontour seat

The various functions of the optional dynamic multicontour seat are easily adjustable using the buttons on the seat



### Seat adjustment

The optional full power adjustment for the front seats can be operated by means of logical controls in the doors. The memory package allows you to store a total of three settings for the driver's seat position, the steering column and the exterior mirrors

## 4 mid-range woofers, 4 tweeters, 2 surround sound speakers, one bass subwoofer, on centre fill speaker – and no complaints from the neighbours

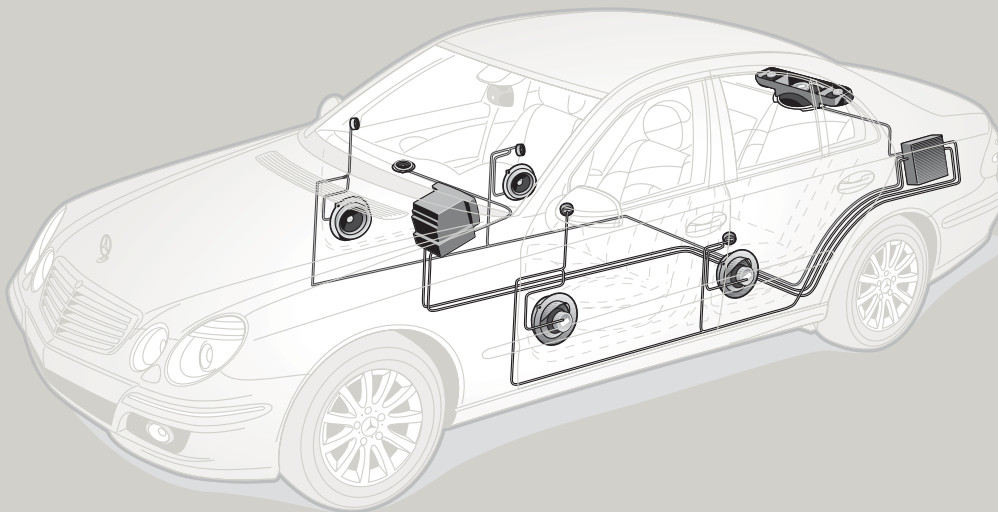
Top-quality entertainment in the E-Class

Listening to music has always been one of the best ways to relax. So we've equipped the E-Class as standard with the Audio 20 CD radio with CD player and nine loudspeakers.

As an option, you can order the COMAND APS control and display system, which provides an all-inclusive entertainment package. It combines a radio and MP3 player with a DVD-based navigation system with dynamic routing capabilities. All functions are controlled on a large colour display. State-of-the-art TFT screen technology results in excellent brilliance and colour rendering.

This means that you can watch DVD films and, with the optional TV function for stationary use, you can even watch television.

As a further option, the Harman Kardon® Logic 7® surround sound system is available, featuring twelve loudspeakers, a 420-watt output and a 9-channel DSP amplifier. This system, which is specially matched to the interior acoustics of the vehicle, allows all occupants to enjoy amazingly realistic and breathtakingly precise sound quality, wherever they happen to be sitting.



### Logic 7® technology

The Harman Kardon® Logic 7® surround sound system delivers amazing live-quality sound with every note – and at every seat

### Sound system

For the Harman Kardon® surround sound system too, the COMAND display screen provides a clear control interface




AUDIO VIDEO  
NAV MAP  
TEL SERV  
⏮ ⏭



Speich. ◀▶ Balance  
TA aus  
FM/AM  
Scan  
Einstell. ◀▶ Fader  
Bässe  
Höhen  
Bal/Fad  
Sound  
zurück  
Radio FM 1 98.4 MHz D1 TELEK  
TA ■■■■


1 2 3  
QD ABC DEF  
4 5 6  
GHI JKL MNO  
7 8 9  
PQRS TUV WXYZ  
\* 0 #  
+ L U



PASS AIR BAG OFF  
2



ESP  
OFF









## You could go a long way to find peace and quiet. But you don't have to

You'll barely hear the engines. Or feel the road surface

Fine wood and sumptuous materials aren't the only factors which help create the exceptional comfort you'll experience in the E-Class. Air plays a role too. AIRMATIC DC semi-active air suspension keeps uneven road surfaces at bay. It is controlled electronically, using four different damper settings. The Adaptive Damping System ADS automatically controls the damping forces at each wheel in line with current requirements and road surface conditions. The result is a smooth ride even on poor roads – but not at the expense of directional stability. On poor roads, it is also possible to raise the ride height manually by approximately 25 millimetres. After driving for some distance at a speed of about 80 km/h, or when the speed exceeds approximately 120 km/h,

the body is automatically lowered again to its normal level. And at the touch of a button you can choose between AIRMATIC DC's three basic modes: comfort, sports comfort and sports. AIRMATIC DC is standard on the E 420 CDI, the E 500, the E 500 4MATIC and the E 63 AMG and optional on all other models.

The silence of the E-Class is legendary. Credit for the low noise levels inside the car goes, in part, to the measures taken to encapsulate engine noise. This and further extensive sound-absorbing measures mean that, while you'll hear a lot about the E-Class, you won't hear a lot from the car itself.

### AIRMATIC DC

The load-adaptive all-round self-levelling suspension keeps the vehicle at a virtually constant ride height – for consistently high comfort



## The E-Class – think big

The Estate: the perfect packaging for your luggage

A load capacity of up to 1950 litres doesn't really need further explanation. But size alone has never been enough for the E-Class Estate – which is why it features such intelligent solutions as the EASY-PACK system. A standard feature of this system is a retaining net to separate off the load compartment plus a load compartment cover which moves upwards when the tailgate is opened, to make loading easier, and automatically returns to its original position when the tailgate is closed. The cover is designed to protect your luggage from the sun and from prying eyes.

Also standard is the divided load-compartment floor whose hinged flaps open to reveal two stowage compartments, one of which is equipped with a plastic tray.

The optional electro-hydraulic EASY-PACK tailgate can be conveniently opened at the touch of a button either at the driving seat, the tailgate itself or on the ignition key, and can be closed by pressing a button on the tailgate.



### EASY-PACK load-securing kit

To make sure that everything stays where you want it to stay, both the Saloon and the Estate can be supplied with an EASY-PACK load-securing kit, which holds your cargo securely and tidily in place. It includes a telescopic bar which attaches to cargo rails at the sides and allows the load compartment to be divided flexibly into different zones. Round objects can be secured to the sides using the retractable load-restraining belt











## Always a pleasure

Dynamism of the highest order

How would you define driving enjoyment? A powerful engine? A sporty suspension? More direct steering? The E-Class offers all of this – but there is more to its agility than first meets the eye. For example, the engines – both the CDI diesel engines and the petrol engines – are not only more powerful than ever before, they also offer improved emissions.

The DIRECT CONTROL package, with firmer suspension tuning, offers even sportier cornering due to reduced roll – but never at the expense of ride comfort. The result is driving enjoyment of a kind which only the E-Class can offer. The optional AIRMATIC DC air suspension takes this a stage further – by automatically adjusting the damper setting to comfortable or agile, according to your current driving style.

To ensure that you derive lasting pleasure from your car, we regularly subject the E-Class to gruelling endurance tests. For example we packed three standard-production E 320 CDI models off to the Laredo high-speed test track in the Texan desert, where they all completed 100,000 miles of driving at an average speed of 224 km/h, interrupted only by brief refuelling and maintenance stops. This was not only a world record, it also proved that the E-Class offers top performance in every detail.

The E-Class demonstrated its impressive fuel economy and enviable reliability during the longest diesel marathon of all time. From October 21 to November 17, 2006, 33 E 320 CDI models and three E 320 BLUETEC models took part in the transcontinental Paris–Beijing rally – a journey spanning around 14,000 kilometres and including unfinished road surfaces, steppes, deserts, snow and ice. Given the full load and winter tyres, the average consumption of 8.32 l/100 km was astonishingly low. The best figure for a daily stage was just 5.5 litres. And to round off the impressive performance, the technical team had “no special incidents” to report – despite the fact that the cars had covered a combined distance of 640,000 kilometres.



# Staying ahead

## The CDI diesel engines

The range of CDI engines starts with powerful, smooth and fuel-efficient 4-cylinder in-line engines in the E 200 CDI and E 220 CDI.

Offering 100 kW (136 hp) and 340 Nm and 125 kW (170 hp) and 400 Nm, respectively, they make economical driving particularly enjoyable. To ensure a high degree of refinement, both engines are fitted with a Lanchester balancer plus an array of damping elements.

The list of 6-cylinder diesels available for the E-Class is now being extended by the addition of a particularly low-emission version: BLUETEC. This intelligent diesel technology turns these engines into some of the cleanest and most efficient

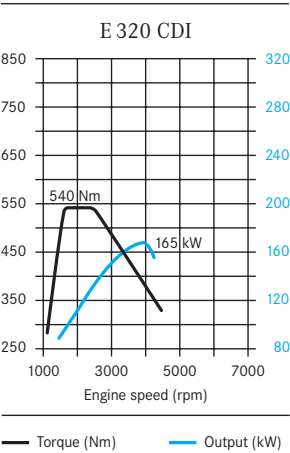
powerplants in the world. The E 300 BLUETEC models are characterised by a high torque of 540 Nm while still retaining their high fuel economy and at the same time already complying with tomorrow’s European emissions standards. The smoothness provided by the common-rail injection technology is also shared by the other 6-cylinder diesel engines in the E-Class, while piezo injectors contribute a noticeable amount of extra dynamism. Fine crystals which contract when subjected to an electrical current make it possible to meter the fuel with the utmost precision. This makes for even better throttle response. The V-engined E 280 CDI and E 320 CDI,

which have outputs of 140 kW (190 hp) and 165 kW (224 hp), respectively, are also available as 4MATIC versions with all-wheel drive.

The top-of-the-line diesel model is the E 420 CDI\*, which features one of the highest-torque V8 car diesel engines in the world. The 231 kW (314 hp) powerplant delivers a maximum torque of 730 Nm at a mere 2200 rpm and accelerates the E 420 CDI from 0 to 100 km/h in just 6.1 seconds.


A particulate filter is standard for all diesel models, helping to minimise particulate emissions.

\*The E 420 CDI is not available as an Estate



**E 320 CDI**  
The performance curve of the E 320 CDI – an example of cutting-edge diesel technology







# More power, less fuel

## Powerful statistics – the E-Class petrol engines

We go to extraordinary lengths to produce the special driving experience offered by the E-Class. The 4-cylinder in-line supercharged engine in the E 200 K gets off to a strong start – with an output of 135 kW (184 hp).

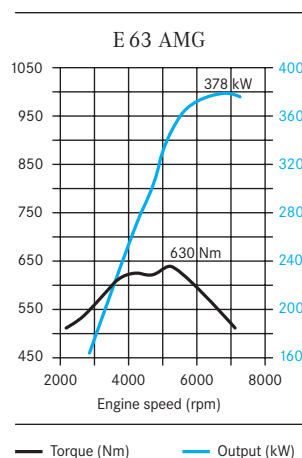
A sophisticated technology package is also the secret behind the 6-cylinder V-engines in the E 230, E 280, E 350 and E 350 CGI. All four camshafts, for example, feature variable adjustment across the entire engine speed range – ensuring that high torque is available from low revs on up. Optimised fuel combustion also results in lower consumption, while a balancer shaft ensures smooth operation.

The 6-cylinder direct-injection petrol engine under the bonnet of the E 350 CGI uses piezo injectors which spray the fuel directly into the combustion chamber. This improves mixture formation, resulting in virtually complete combustion with low pollutant emissions. The engine builds up to its maximum output of 215 kW (292 hp) in a smooth progression, with torque peaking at 365 Nm.

For an even more assured ride, especially when road conditions are unfavourable, the E 280 and E 350 are both available as 4MATIC versions with all-wheel drive.

The E 500 comes with a superior V8 engine. The key data: 5.5-litre displacement, 285 kW (388 hp) output and a maximum torque of 530 Nm. The result: a sublime driving experience, whatever the situation. Thanks to a longer final drive ratio, we were able to lower the engine speed level – and with it the noise level. The E 500 too is available with 4MATIC all-wheel drive.

The top-of-the-line E-Class engine is the new AMG high-performance powerplant in the E 63 AMG – with an output of 378 kW (514 hp). Find out more about this model from page 46.




### E 63 AMG

Worthy of a sports car – it's not often you can savour engine performance like this in such comfortable surroundings

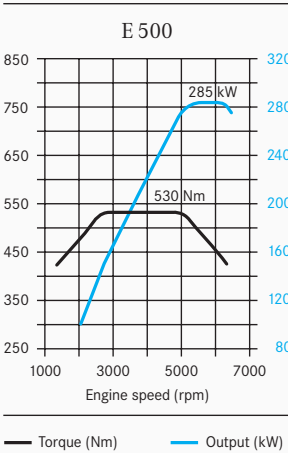






E 500

For enhanced power build-up, the V8 engine is fitted with four valves per cylinder. The optimum power output and low consumption can be attributed to the adjustable intake and exhaust camshafts and the use of lightweight materials such as magnesium



E 500

The maximum torque of 530 Nm is available across a broad engine speed range from 2800 to 4800 rpm



# Tap into a natural energy source

The E 200 NGT with innovative petrol/natural gas drive

The environmentally friendly bi-fuel E 200 NGT can switch from petrol to natural gas drive at the press of a button. And while that in no way affects the 120 kW (163 hp) output, it certainly has a positive effect on the environment: the natural gas drive significantly reduces the emission of CO<sub>2</sub>, nitrogen oxides, carbon monoxide and reactive hydrocarbons.

And in addition to benefiting the environment, the E 200 NGT also benefits your budget, as natural gas is significantly more economical than conventional petrol or diesel fuel.

The E 200 NGT is only available as a Saloon with a 5-speed automatic transmission.

## E 200 NGT

Fuel	[Gas <sup>1</sup> ]/(petrol)
Fuel consumption <sup>2</sup> (l/100 km)	
urban	[approx. 13.9]/(13.0–13.3)
extra-urban	[approx. 7.0]/(6.8–7.1)
combined	[approx. 9.5]/(9.0–9.3)
CO <sub>2</sub> emissions <sup>2</sup> (g/km) comb.	[168–171]/(215–222)
Tank capacity	[18 kg <sup>3</sup> ]/(65 l)

<sup>1</sup> Natural gas (1 kg = approx. 0.88 l petrol) or biogas (1 kg = approx. 1.0 l petrol)

<sup>2</sup> The figures shown were obtained in accordance with the prescribed measuring process (Directive 80/1268/EEC in the currently applicable version). The figures are not based on an individual model and do not constitute part of the product offer; they are provided solely for purposes of comparison between different vehicle models

<sup>3</sup> Figure applies to natural gas



## Fuel filler flap

From the outside there isn't much to tell the E 200 NGT apart from a conventional model. Behind the fuel flap however are two fuel fillers: the familiar one for petrol and a special natural gas filler connection for safe and convenient refuelling









## We've stepped up a gear or two. Putting our technology even further ahead

The E-Class manual and automatic transmissions

A six-speed manual transmission is standard on the four-cylinder models and on the E 280 CDI, E 230 and the E 280. Its precise, short-throw action, and optimal matching of engine power, transmission ratios and final drive ratio, make it ideal for sporty yet fuel-efficient driving.

The 4MATIC models are equipped as standard, and the 4-cylinder models optionally, with a 5-speed automatic transmission. For sportier shifting however, you can simply nudge the selector lever to the left or right for manual upshifts or downshifts.

The 7G-TRONIC 7-speed automatic transmission represents leading-edge gearbox technology. Seven forward gears make it possible to widen

the overall spacing between bottom and top gear while at the same time reducing the spacing between one gear and the next.

The result: optimum engine speed at all times, plus virtually imperceptible gear changes. Also, this transmission can shift down more than one gear at a time, for faster intermediate acceleration. 7G-TRONIC is standard in the E 300 BLUETEC, E 320 CDI, E 420 CDI, E 350, E 350 CGI, E 500 and E 63 AMG, and is available as an optional extra in the E 280 CDI, E 230 and E 280.

The optional sports package includes steering-wheel shift paddles for racing-style manual shifting on vehicles with automatic transmission.



### Selector lever

The automatic transmission can also be shifted manually, by simply nudging the selector lever either to the left or to the right



## 7G-TRONIC

Incorporates more than  
40 years' experience  
building over eleven million  
automatic transmissions





## Where agility comes into comfort. And vice versa

The direct approach to the dynamics of the E-Class

The E-Class's standard-fitted DIRECT CONTROL package gives you more driving enjoyment, particularly through corners, with no loss of ride comfort. More direct steering and reduced pitch and roll help to create a more agile driving experience.

All this can be taken to an even higher level with AIRMATIC DC air suspension. AIRMATIC DC uses the Adaptive Damping System ADS to automatically reduce body roll when cornering. If the sensors detect a sporty driving style, the comfortable default suspension setting is automatically firmed up. AIRMATIC DC is combined with

all-round self-levelling suspension, which maintains a constant ride height even when the vehicle is fully laden, for greater stability and improved handling. At high speeds – above approximately 140 km/h – the body is automatically lowered by about 15 millimetres to reduce roll and pitch.

When the speed drops below about 70 km/h again, the body is automatically raised to its normal level.

AIRMATIC DC is standard on the E 420 CDI, the E 500, the E 500 4MATIC and the E 63 AMG, and is optional for the other models.



### ADS

The Adaptive Damping System ADS electronically adjusts the shock absorber forces to reduce roll and pitch













## The E-Class makes the best of bad weather

The 4MATIC all-wheel-drive system – dependable traction in the wet, on ice or in snow

4MATIC permanent all-wheel drive provides optimal traction whatever the road surface. It splits the engine power in a ratio of 40 %: 60 % between the front and the rear wheels – for 100 % road-holding.

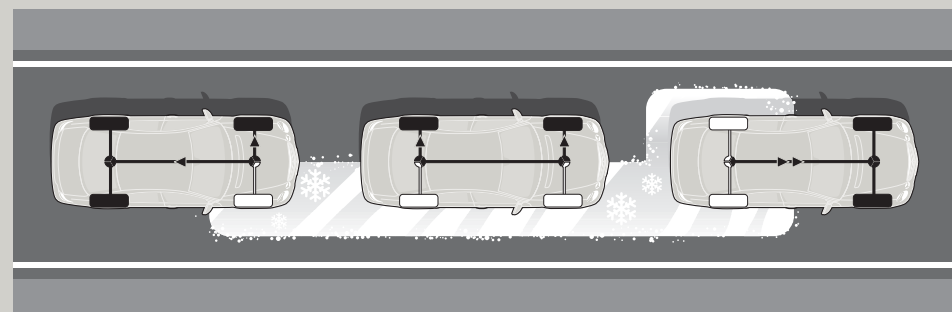
For maximum active safety and handling control, the 4MATIC permanent all-wheel drive works in close tandem with the Electronic Stability Program ESP® and the Electronic Traction System 4ETS.

If a wheel shows the onset of slip, 4ETS applies precisely controlled braking pressure to allow powerful starting-off and acceleration – however bad the weather and road surface conditions.

4MATIC is available for the E 280 CDI and E 320 CDI diesel models and for the E 280, E 350 and E 500 petrol models. All 4MATIC models are also equipped as standard with a 5-speed automatic transmission.

### 4ETS

The Electronic Traction System automatically transfers the drive to the wheels with most grip











AMG

## You don't have to be a racing driver. Or at least not before you drive this car

Motorsport ethos in standard-production vehicles: Mercedes-AMG

From its early days operating out of a small garage, back in 1968, AMG has gone on to become one of the world's most successful performance car manufacturers. Though AMG is best known for its touring cars, which have taken all before them on the racing tracks of Europe, its passion extends well beyond the racetrack. Mercedes-AMG models make a habit of turning heads on ordinary roads as well.

At the heart of every Mercedes-AMG is a high-performance engine. But that's only part of the story. The sound it makes, its braking system, its styling and interior design – everything about a Mercedes-AMG evokes the thrill of motorsport. Because the AMG engineers still bring the same sporting ambition to their job as they did in 1968.

**One man, one engine**  
Every AMG high-performance engine is hand assembled by a single engineer, who also vouches for its quality by inscribing his name on it. This signature is an assurance of meticulous workmanship and precision engineering at every step of the manufacturing process









# The Saloon among sports cars

The E 63 AMG with a 6.3-litre AMG V8 engine

The most powerful E-Class comes courtesy of the Mercedes-AMG motorsport experts: the E 63 AMG. It has an output of 378 kW (514 hp) and accelerates from 0 to 100 km/h in just 4.5 seconds. But because an E 63 AMG is rarely known to stand still, a maximum torque of 630 Nm ensures that acceleration from any other speed is an equally breathtaking experience. The driving pleasure is further enhanced by the

AMG SPEEDSHIFT 7G-TRONIC, whose three transmission modes give you a choice between comfortable, sporty and manual shifting. In manual mode you change gear using AMG steering-wheel shift paddles. A feature rooted firmly in the world of motor racing, just like the AMG high-performance braking system and the AMG sports suspension.

Even greater agility and more dynamic handling is offered by the AMG PERFORMANCE STUDIO, which has developed exclusive optional extras for the E 63 AMG, including the rear-axle differential lock, AMG performance suspension, the multi-piece 18-inch AMG light-alloy wheels and the AMG performance package.

AMG ergonomic sports steering wheel in leather/Alcantara, part of the AMG performance package



Multi-piece AMG 18-inch, 5 spoke light-alloy wheels from the AMG PERFORMANCE STUDIO









## In this sport, the highest accolade is silver

The E 63 AMG is styled to excite – inside and out

In visual terms too, the new E 63 AMG cuts a dashing figure: the AMG bodystyling consists of a front apron specially designed for this model, with side air outlets and circular, chrome-ringed fog lamps, a rear apron (with a black insert) and side skirts. The Saloon also features an AMG spoiler lip on the boot lid. Also exclusively reserved to the E 63 AMG are an AMG sports exhaust with two chromed twin tailpipes and 18-inch AMG 5-spoke light-alloy wheels, painted

in high-sheen titanium grey, with size 245/40 R 18 (front) and 265/35 R 18 (rear) tyres.

In the exclusive interior of the E 63 AMG high-quality nappa leather appointments await, and AMG sports seats featuring Alcantara inserts at shoulder level. There's an AMG ergonomic sports steering wheel, with aluminium shift paddles, to help you keep the E 63 AMG firmly under control, and the selector lever is trimmed in fine leather and Alcantara. Combined, these various

features – including the RACETIMER in the AMG instrument cluster – assure an exciting motor racing atmosphere on board.

The thrill of AMG can also be experienced in other V6 and V8 E-Class models – with the AMG sports package or with optional 18-inch light-alloy wheels.

AMG braking system with composite brake discs



AMG sports seats in nappa leather











My E-Class



## The E-Class has lots of personality. Or should we say personalities

The CLASSIC, ELEGANCE and AVANTGARDE equipment lines

Make sure your E-Class has the personality that's right for you – when you select one of the three different equipment lines. The CLASSIC line is poised and well-rounded. The E-Class ELEGANCE stresses elegant design themes, with its numerous chromed styling parts, burr walnut trim and exceptional interior refinement. The AVANTGARDE E-Class meanwhile puts more emphasis on the sporty side of the E-Class. It has a slightly lower-slung chassis and many features both outside and in follow a bold, sporty theme.









## E-Class through and through

### CLASSIC equipment line – exterior

Poised, well-rounded design down to the smallest detail. That sums up the E-Class CLASSIC. All design elements have been carefully and lovingly coordinated. The 16-inch 7-spoke light-alloy wheels are painted in titanium silver. Equally

dynamic: the front apron with integral fog lamps, the rear apron and the side skirts. The radiator grille is painted in silk gloss stone grey and features four chrome trim strips.

7-spoke light-alloy wheels



New front apron and standard headlamps













Dark eucalyptus wood trim (optional)



## CLASSIC equipment line – interior

Inside, too, the E-Class CLASSIC lives up to its name. The interior features Avignon fabric in a choice of black or sierra grey. Optionally, both of these colours are also available in leather or in ARTICO man-made leather. The wood trim is made from fine eucalyptus – and creates a particularly warm and pleasant ambience.

Black Avignon fabric, eucalyptus wood trim



## The E-Class for special occasions

### ELEGANCE equipment line – exterior

The elegance of the E-Class ELEGANCE is underlined by 11-spoke light-alloy wheels, measuring 16 or 17 inches depending on the model. The radiator grille is painted in glossy atlas grey, and the bumper features integral chrome inlays in

the rub strips and chrome-ringed fog lamps. Fine chrome trim strips can also be found on the door handles – together with the side skirts they give the E-Class ELEGANCE a sportily elegant silhouette.

11-spoke light-alloy wheels



Rub strip with chrome inlay











Burr walnut trim



## ELEGANCE equipment line – interior

Elegance comes naturally to the E-Class – and the E-Class ELEGANCE accentuates it to perfection. Inside, this theme continues with the distinctively designed seats, in black or sierra grey Orléans fabric upholstery. High-quality burr walnut and fine chrome highlights play a key role as well. As an option the seats can be upholstered in ARTICO man-made leather, genuine leather or fine nappa leather – each is available in black, cashmere beige or sierra grey. The steering wheel in the ELEGANCE equipment line is trimmed with leather as standard, while heated and wood/leather versions are available as options.

Black Orléans fabric



## Sporty. Dynamic. Active. Seeks driver with similar interests

### AVANTGARDE equipment line – exterior

In the AVANTGARDE line you see an E-Class that's a car's length ahead of its time. The broad, black gloss radiator louvres give the front end a particularly distinctive look. On either side, the bumper trim features two chromed louvres flanking chrome-ringed fog lamps. The AVANTGARDE

line includes 5-twin-spoke light-alloy wheels, measuring 16 or 17 inches depending on the model. The dynamic quality they evoke is given even more emphasis by the lower-slung chassis, which has been dropped by 15 mm.

5-spoke light-alloy wheels



Bumper trim and chrome-ringed fog lamp











Bird's-eye maple trim



## AVANTGARDE equipment line – interior

Inside, too, the E-Class AVANTGARDE exudes confidence and style. The seats are upholstered in a combination of Biarritz fabric and ARTICO man-made leather. Whether in black or sierra grey, they harmonise perfectly with the bird's-eye maple interior trim. Leather seats are available as an option, in the exclusive colours and colour combinations black, cashmere beige, sierra grey, sahara beige and cognac brown. Another available option is high-quality nappa leather in black, cashmere beige or sierra grey.

Optional cognac brown leather upholstery



	<i>CLASSIC</i>	<i>ELEGANCE</i>	<i>AVANTGARDE</i>
Illuminated stowage compartment in centre console	–	<input type="checkbox"/>	<input type="checkbox"/>
Interior mirror and left-hand exterior mirror automatically dimming	–	<input type="checkbox"/>	<input type="checkbox"/>
Instruments/dials	Black	Black, chrome-ringed	White, chrome-ringed
Radiator grille	4 louvres, rock grey, silk gloss	4 louvres, atlas grey, high-gloss	4 louvres, black, high-gloss
Steering wheel	Foam-padded, black	Leather, upholstery colour	Leather, upholstery colour
Wheels	Light-alloy, 7-spoke	Light-alloy, 11-spoke	Light-alloy, 5-twin-spoke
Headlamps	Clear-lens halogen headlamps	Clear-lens halogen headlamps	Clear-lens bi-xenon headlamps
Seat belts	Black	In upholstery colour	In upholstery colour
Bumpers and side panels	Body colour	Body colour with chrome trim strips	Body colour with chrome trim strips
Door handles	Body colour	Body colour with chrome inlays	Body colour with chrome inlays
Tinted glass	Green	Green	Blue

☐ Standard      – Not part of equipment package

EQUIPMENT LINES  
Estate model in the luxuri-  
ous ELEGANCE version and  
Saloon in the distinctive  
AVANTGARDE version











## Your wishes are our command

The standard equipment and optional extras

The E-Class already comes with a long list of standard equipment, including air conditioning with automatic temperature control, a CD radio and cruise control with SPEEDTRONIC variable speed limiter.

The E-Class also aims to meet a wide range of more personal wishes as well. What wheels take your fancy? And what seat upholstery would you choose, in what colour? This brochure will help you decide. Browse through it at your leisure. And just give us a call if you need more information. Or come and check out the choices yourself. Together, we can decide on the car that best matches your style.

### Customisation

Driving an E-Class has always been a pretty special experience. And we mean that quite literally. Because in spite of the large numbers built every year, virtually no two are ever the same. No wonder, given the almost unlimited equipment choices

Multifunction steering wheel





STANDARD EQUIPMENT (SELECTION)
3-point seat belts (5); front height-adjustable, rear with automatic belt-height adjustment (except centre rear)
ADAPTIVE BRAKE with HOLD function
Aero windscreen wipers, with one-touch wiper function and rain sensor with infinitely variable intermittent wipe function and two sensitivity settings
Anti-lock braking system (ABS)
ASSYST PLUS service interval indicator with service computer
Audio 20 CD radio with telephone keypad, 9 loudspeakers, integral radio aerial in rear windscreen or load compartment side window
Belt tensioners with two-stage belt-force limiters for driver and front passenger, single-stage for outer rear seats
Brake Assist (BAS)
Central locking with interior switch and crash sensor
Cruise control and SPEEDTRONIC variable speed limiter with brake intervention
Electronic immobiliser, incorporating ELCODE locking system with infrared remote control and visual locking confirmation
Electronic Stability Program (ESP®) with acceleration skid control (ASR)

Audio 20 CD radio



Head restraints (5), crash-responsive NECK-PRO head restraints for driver and front passenger, folding head restraints in rear
Heated exterior mirrors, electrically adjustable, with aspherically curved mirror glass and integral indicators
Outside temperature display
Particulate filter for diesel models
Power steering (speed-sensitive steering for V6 and V8 models)
Power windows (4) with one-touch control and obstruction sensor
PRO-SAFE™
Rear armrest in upholstery colour, with compartment and cup holder
Rev counter
Steering column manually adjustable for height and reach
THERMATIC automatic climate control with combination filter and air recirculation
Tinted glass all round, rear windscreen in single-layer safety glass
Tyre pressure loss warning system

Designer key



16 or 17-inch 5-twin-spoke light-alloy wheel, high-sheen



16 or 17-inch 7-spoke light-alloy wheel



17-inch “Markab” multi-spoke incenio designer wheel



18-inch “Mekbuda” 5-spoke incenio designer wheel





18-inch AMG 5-spoke light-alloy wheel



There's nothing remarkable about four wheels. Unless you decide there should be

The E-Class light-alloy wheels

16 or 17-inch 5-twin-spoke or 7-spoke light-alloy wheels are available as options. The range of accessories for the E-Class includes exclusive 17-inch "Markab" multi-spoke incenio designer wheels and 18-inch "Mekbuda" 5-spoke incenio designer wheels.

18-inch 5-spoke AMG light-alloy wheels, painted in titanium silver, form part of the AMG sports package and are also available separately as an optional extra.

Panoramic glass roof (not available for Estate)



COMAND APS control and display system with DVD-based navigation system



KEYLESS-GO





<i><b>OPTIONAL EXTRAS (SELECTION)</b></i>	E 200 CDI	E 220 CDI	E 280 CDI	E 300 BLUETEC	E 320 CDI	E 420 CDI	E 200 K	E 230	E 280	E 350	E 350 CGI	E 500	E 63 AMG	E 200 NGT
AIRMATIC DC semi-active air suspension	●	●	●	●	●	□	●	●	●	●	●	□	□	●
Anti-theft alarm with tow-away protection	●	●	●	●	●	●	●	●	●	●	●	●	●	●
Automatic transmission	●	●	●	□	□	□	●	●	●	□	□	□	□	□
Auxiliary heater with remote control	●	●	●	●	●	●	●	●	●	●	●	●	–	●
DISTRONIC proximity control	●	●	●	●	●	●	●	●	●	●	●	●	●	●
Dynamic multicontour seat	●	●	●	●	●	●	●	●	●	●	●	●	●	●
Electrically folding exterior mirrors	●	●	●	●	●	●	●	●	●	●	●	●	●	●
Harman Kardon® LOGIC 7® surround sound system	●	●	●	●	●	●	●	●	●	●	●	●	●	●
Heated multifunction steering wheel	●	●	●	●	●	●	●	●	●	●	●	●	–	●
Integral garage door opener in interior mirror	●	●	●	●	●	●	●	●	●	●	●	●	●	●
Intelligent Light System	●	●	●	●	●	●	●	●	●	●	●	●	●	●
LINGUATRONIC voice-operated control system	●	●	●	●	●	●	●	●	●	●	●	●	●	●
Luxury front seats, heated and ventilated, with luxury head restraints	●	●	●	●	●	●	●	●	●	●	●	●	●	●

● Optional extra      □ Standard      – Not available

Screen in the rear



Fold-down bench seat in load compartment (Estate)



<i>OPTIONAL EXTRAS (SELECTION)</i>	E 200 CDI	E 220 CDI	E 280 CDI	E 300 BLUETEC	E 320 CDI	E 420 CDI	E 200 K	E 230	E 280	E 350	E 350 CGI	E 500	E 63 AMG	E 200 NGT
Memory function for driver's seat, steering column and exterior mirrors	●	●	●	●	●	●	●	●	●	●	●	●	□	●
PARKTRONIC parking aid, with audible and visual alerts	●	●	●	●	●	●	●	●	●	●	●	●	●	●
pre-installation for mobile phone with universal interface	●	●	●	●	●	●	●	●	●	●	●	●	●	●
Rear seats with integral child seats	●	●	●	●	●	●	●	●	●	●	●	●	–	●
Remote boot lid closing	●	●	●	●	●	●	●	●	●	●	●	●	●	●
Sidebags in rear	●	●	●	●	●	●	●	●	●	●	●	●	●	●
Ski bag	●	●	●	●	●	●	●	●	●	●	●	●	●	–
Sunblinds, electric for rear windscreen, manual for rear doors	●	●	●	●	●	●	●	●	●	●	●	●	●	●
Through-loading facility, folding rear seat	●	●	●	●	●	●	●	●	●	●	●	●	●	–
Tilting/sliding glass sunroof, electric, with rain sensor function	●	●	●	●	●	●	●	●	●	●	●	●	●	●
Tinted and infrared-reflecting laminated glass	●	●	●	●	●	●	●	●	●	●	●	●	●	●
Trailer coupling, manually folding	●	●	●	●	●	●	●	●	●	●	●	●	–	●
Tyre pressure monitoring system	●	●	●	●	●	●	●	●	●	●	●	●	●	●

● Optional extra      □ Standard      – Not available

EASY-PACK load-securing kit (Saloon)



Automatic tailgate





## The difference others see and you can feel

### Sports package and AMG sports package

Why not nurture the E-Class's sporting talents – with the optional sports package\*? It includes 18-inch light-alloy wheels with mixed-size tyres – 245/40 R 18 at the front and 265/35 R 18 at the rear – as well as moulded side skirts and front

and rear bumper trim. On the technical side, the sports package makes its mark with a lower-slung chassis and a powerful-sounding twin-pipe exhaust system with oval stainless steel tailpipes. And the larger brake system with anodised calli-

pers and perforated front brake discs is not only handsome and eye-catching, the extra braking capacity is also very reassuring.

\*Not available for E 300 BLUETEC and E 200 NGT

### Sports package

A powerful conclusion: the exhaust system with its rich sound










The sports package extends this punchy feel to the interior too. Vehicles with automatic transmission come with steering-wheel shift paddles so you can change gear manually whenever you want. The sports seats provide perfect support even at speed, and are upholstered in black ARTICO man-made leather upholstery.

The AMG sports package also includes AMG bodystyling, comprising dynamic front and rear aprons and chromed AMG tailpipes. Other exclusive features are 18-inch 5-spoke AMG light-alloy wheels painted in titanium silver and, inside, the AMG ergonomic sports steering wheel and AMG floor mats.

#### Sports package

Footwell appeal: studded, brushed stainless steel pedals, and floor mats with silver chain-stitching




#### AMG sports package

The 18-inch AMG light-alloy wheels and the dynamic front apron make a powerful team







designo

There's only so much we can tell you about designo. The rest you'll have to explore by touch and smell

designo – for refined requirements and exclusive tastes

designo offers a true feast for the senses. Once your eyes have taken in the many metallic paint finishes and the leather combinations, savour the scent of the fine leather and the touch of the silk matt sealed wood surfaces. But it's not just the quality and workmanship that make designo so unique, it's also the almost infinite range of combinations. They allow you to give your Mercedes-Benz a signature all its own – just as if you were furnishing your own home. Not surprising, therefore, that “at home” is exactly how you'll feel.

The seats and door centre panels can be trimmed in single-tone or two-tone leather in a choice of nine shades. The six-rib upholstery fluting, with elaborately stitched double lap seams, is exclusive to designo. designo leather upholstery also includes a black roof liner and a gearshift lever in black designo leather. Extended-specification designo leather also features black designo leather on the upper part of the dashboard, below the windows on the doors and on the centre console armrest. For the wood trim you have a choice of designo umber maple grain, designo brown poplar or designo red brown cinnamora. As a special extra the roof liner can be finished in designo Alcantara.

Have we whetted your appetite? See the designo brochure for further details.

# designo in the E-Class

## Colours and materials

designo offers you an almost infinite range of choice. But to make matters a little easier, we have also put together two ready-compiled designo equipment packages for the Saloon.


designo Edition I includes single-tone designo leather in sand for the seats and door centre panels and coordinating trim in designo brown poplar.

With designo Edition II the seats and door centre panels are trimmed in single-tone designo corteccia leather and the trim parts are in designo matt red brown cinnamora.


Both designo editions are rounded off with a roof liner in finest anthracite-coloured Alcantara.

designo  
The E-Class interior in  
two-tone sand/black  
designo leather (X77) will  
meet even the highest  
expectations

designo Edition I: designo sand leather / designo brown poplar



designo Edition II: designo corteccia leather / designo matt red brown cinnamora



The designo badge: hallmark of quality and meticulous workmanship









Alustyle basic carrier bars with New Alustyle cycle rack



iPod® Interface Kit



Watch from the Mercedes-Benz Collection





## What goes best with a Mercedes?

Mercedes-Benz technical and personal accessories, of course

Browse through our accessories range and you'll discover a wide selection of attractive – and attractively practical – articles, including safe and flexible cycle, ski and luggage rack systems.

Fit the Mercedes-Benz iPod® Interface Kit, an elegant and practical way of integrating your iPod® into the audio system, and you can spend many an enjoyable hour listening to your favourite music during a long journey. The Interface Kit is installed in the glove compartment, which gives you the added security that your iPod® remains out of view. Amongst other advantages of this system, you can use the multifunction steering wheel to navigate your playlists while on the move. Your current iPod® status can be displayed in the instrument cluster.

Of course, you don't even have to be a driver to enjoy Mercedes-Benz quality and design. The Mercedes-Benz Collection's range of personal

accessories includes luxurious and elegant watches, bags, clothing, writing instruments, children's articles and a wide selection of gifts.

You can find out more about the complete range of genuine accessories – and the Mercedes-Benz Collection – from our special brochures or from your Mercedes-Benz dealer.

Leather collection  
Genuine Mercedes quality  
and elegance: star-quality  
leather bags









## Colours and materials

### The irresistible beauty of a beautifully resistant finish


The extra-scratch-resistant clearcoat on the E-Class

Stars are meant to shine, therefore we have followed our tradition of doing things first and developed the best clearcoats available on the automotive market. This innovative paint system by Mercedes-Benz has made it possible to achieve another significant improvement in the high-quality visual impression and therefore the value retention of our vehicles. This clearcoat developed by Mercedes-Benz is more resistant than conventional clearcoats by virtue of its particularly dense molecular structure. It also produces a more lasting and noticeably more intense sheen. Whether you choose a metallic or non-metallic paint finish, this more scratch-resistant clearcoat is less sensitive to weathering and environmental influences, rain and snow, sunlight and temperature fluctuations. It is also more resistant to chemical attack and physical wear and tear, e.g. automatic car washes. You can rest assured that your new Mercedes will continue to shine elegantly throughout its long life.

NON-METALLIC PAINTS



040 black



650 calcite white

METALLIC PAINTS<sup>1</sup>




197 obsidian black



300 periclase green




359 tanzanite blue



368 flint grey



544 carneol red




723 cubanite silver


<sup>1</sup> Please see our designo brochure for details of designo metallic paints




SPECIAL PAINT  
(ELEGANCE AND AVANTGARDE)




755 tenorite grey



170 columbite black



775 iridium silver



963 indium grey

CLASSIC

Avignon fabric



341 black



348 sierra grey

ELEGANCE

Orléans fabric



441 black




448 sierra grey

AVANTGARDE Biarritz fabric/  
man-made leather ARTICO




741 black



748 sierra grey

designo Alcantara roof liner<sup>1</sup>  
(ELEGANCE and AVANTGARDE)



Y83 anthracite Alcantara



Y87 etna grey Alcantara



Y89 cashmere beige Alcantara

<sup>1</sup> Please see our designo brochure for details of designo leather



ARTICO MAN-MADE LEATHER  
(CLASSIC, ELEGANCE, sports package)



141 black




144 cashmere beige<sup>1</sup>



148 sierra grey<sup>2</sup>

LEATHER (CLASSIC, ELEGANCE &  
AVANTGARDE)



821 black



824 cashmere beige<sup>3</sup>



828 sierra grey



825 sahara beige<sup>4</sup>




827 cognac brown<sup>4</sup>

NAPPA LEATHER  
(ELEGANCE & AVANTGARDE)



851 black<sup>3</sup>



854 cashmere beige<sup>3</sup>



858 sierra grey<sup>3</sup>


NAPPA LEATHER  
(E 63 AMG)



851 black



854 cashmere beige



858 sierra grey

<sup>1</sup> For ELEGANCE equipment line only

<sup>2</sup> For CLASSIC and ELEGANCE equipment lines only


<sup>3</sup> For ELEGANCE and AVANTGARDE equipment lines only

<sup>4</sup> For AVANTGARDE equipment line only

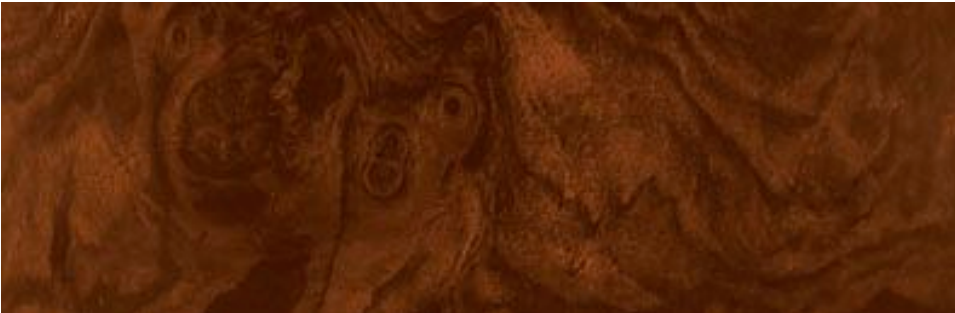
WOOD



CLASSIC – eucalyptus



CLASSIC – dark eucalyptus (optional)




ELEGANCE – burr walnut



AVANTGARDE – black bird's-eye maple

designo WOOD (optional extra for ELEGANCE and AVANTGARDE)



W66 designo umber maple grain



W67 designo matt red brown cinnamora



W68 designo brown poplar



	AVIGNON FABRIC (CLASSIC LINE)		ORLEANS FABRIC (ELEGANCE LINE)		BIARRITZ FABRIC/ ARTICO MAN-MADE LEATHER (AVANTGARDE LINE)		ARTICO MAN-MADE LEATHER			LEATHER					NAPPA LEATHER		
	black	sierra grey	black	sierra grey	black	sierra grey	black	cashmere beige	sierra grey	black	cashmere beige	sahara beige	cognac brown	sierra grey	black	cashmere beige	sierra grey
NON-METALLIC PAINTS																	
black	●	●	●	●	●	●	●	●	●	●	●	●	●	●	●	●	●
calcite white	●	●	●	●	●	●	●	○	●	●	○	△	●	●	●	○	●
METALLIC PAINTS																	
obsidian black	●	●	●	●	●	●	●	●	●	●	●	●	●	●	●	●	●
periclase green	●	○	●	○	●	○	●	●	○	●	●	○	△	○	●	●	○
tanzanite blue	●	●	●	●	●	●	●	○	●	●	○	●	○	●	●	○	●
flint grey	●	●	●	●	●	●	●	△	●	●	△	○	○	●	●	△	●
carneol red	●	●	●	●	●	●	●	○	●	●	○	●	△	●	●	○	●
cubanite silver	●	○	●	○	●	○	●	△	○	●	△	○	●	○	●	△	○
tenorite grey	●	●	●	●	●	●	●	△	●	●	△	●	○	●	●	△	●
iridium silver	●	○	●	○	●	○	●	△	○	●	△	△	●	○	●	△	○
indium grey	●	△	●	△	●	△	●	●	△	●	●	●	○	△	●	●	△
SPECIAL PAINT																	
columbite black	–	–	●	●	●	●	●	●	●	●	●	●	●	●	●	●	●

● Recommended      ○ Possible      △ Not recommended      – Not available

	<i>E 200 CDI</i>	<i>E 220 CDI<sup>l</sup></i>	<i>E 280 CDI</i>	<i>E 280 CDI 4MATIC</i>	<i>E 300 BLUETEC</i>	<i>E 320 CDI</i>	<i>E 320 CDI 4MATIC</i>	<i>E 420 CDI</i>
No. of cylinders/arrangement	4/in-line	4/in-line	6/V	6/V	6/V	6/V	6/V	8/V
Total displacement (cc)	2149	2149	2987	2987	2987	2987	2987	3996
Rated output <sup>2</sup> (kW at rpm)	100/3800	125/3800	140/4000	140/4000	155/3400	165/3800	165/3800	231/3600
Rated torque <sup>2</sup> (Nm at rpm) (automatic transmission)	340/1800–2600 (340/1800–2600)	400/2000 (400/2000)	400/1400–3200 (440/1400–2800)	– (440/1400–2800)	– (540/1600–2400)	– (540/1600–2400)	– (510/1600–2800)	– (730/2200)
Compression ratio	17.5	17.5	17.7	17.7	16.5	17.7	17.7	16.7
Acceleration from 0–100 km/h (s) (automatic transmission)	9.9 (9.9)	8.4 (8.6)	8.6 (7.6)	– (8.2)	– (7.2)*	– (6.8)	– (7.4)	– (6.1)
Top speed, approx. (km/h) (automatic transmission)	214 (211)	227 (225)	241 (238)	– (234)	– (244)	– (250) <sup>4</sup>	– (244)	– (250) <sup>4</sup>
Tyre size      front rear	205/60 R 16 205/60 R 16	205/60 R 16 205/60 R 16	225/55 R 16 225/55 R 16	225/55 R 16 225/55 R 16	225/55 R 16 225/55 R 16	225/55 R 16 225/55 R 16	225/55 R 16 225/55 R 16	245/45 R 17 245/45 R 17
Fuel	Diesel	Diesel	Diesel	Diesel	Diesel	Diesel	Diesel	Diesel
Fuel consumption <sup>5</sup> (l/100 km) urban (automatic transmission)	8.2–8.6 (9.0–9.8)	8.2–8.7 (9.1–9.6)	9.5–9.7 (10.1–10.4)	– (10.4–10.6)	– (9.9–10.1)*	– (10.3–10.6)	– (10.5–10.7)	– (13.2)
extra-urban (automatic transmission)	4.9–5.2 (5.2–5.5)	4.9–5.2 (5.4–5.6)	5.4–5.6 (5.6–5.9)	– (6.3–6.5)	– (5.6–5.9)*	– (5.6–6.0)	– (6.4–6.6)	– (7.0)
combined (automatic transmission)	6.1–6.4 (6.5–7.1)	6.1–6.4 (6.7–7.1)	6.9–7.1 (7.2–7.5)	– (7.8–8.0)	– (7.2–7.5)*	– (7.3–7.6)	– (7.9–8.1)	– (9.3)
CO <sub>2</sub> emissions <sup>5</sup> (g/km) combined (automatic transmission)	160–168 (173–186)	160–168 (184–187)	183–189 (191–199)	– (207–212)	– (189–199)*	– (194–202)	– (210–215)	– (246)
Tank capacity (l)/incl. reserve, approx.	65/8	65/8	65/8	65/8	65/8	80/9	80/9	80/9
Load capacity (l)	540	540	540	540	540	540	540	530
Turning circle (m)	11.4	11.4	11.4	11.5	11.4	11.4	11.5	11.4
Kerb weight <sup>6</sup> (kg)	1615	1615	1715	1840	1735	1750	1845	1910
Permissible GVW (kg)	2140	2140	2240	2365	2260	2275	2370	2435



<i>E 200 KOMPRESSOR</i>	<i>E 230</i>	<i>E 280</i>	<i>E 280 4MATIC</i>	<i>E 350</i>	<i>E 350 4MATIC</i>	<i>E 350 CGI</i>	<i>E 500</i>	<i>E 500 4MATIC</i>	<i>E 63 AMG</i>
4/in-line	6/V	6/V	6/V	6/V	6/V	6/V	8/V	8/V	8/V
1796	2496	2996	2996	3498	3498	3498	5461	5461	6208
135/5500	150/6100	170/6000	170/6000	200/6000	200/6000	215/6400	285/6000	285/6000	378/6800
250/2800–5000 (250/2800–5000)	245/2900–5500 (245/2900–5500)	300/2500–5000 (300/2500–5000)	– (300/2500–5000)	– (350/2400–5000)	– (350/2400–5000)	– (365/3000–5100)	– (530/2800–4800)	– (530/2800–4800)	– (630/5200)
8.5	11.3	11.3	11.3	10.7	10.7	12.2	10.7	10.7	11.3
9.1 (9.4)	8.9 (9.1)	7.3 (7.3) <sup>3</sup>	– (7.8)	– (6.9) <sup>3</sup>	– (7.1)	– (6.8) <sup>3</sup>	– (5.3) <sup>3</sup>	– (5.5)	– (4.5)
236 (232)	248 (240)	250 <sup>4</sup> (248)	– (244)	– (250) <sup>4</sup>	– (250) <sup>4</sup>	– (250) <sup>4</sup>	– (250) <sup>4</sup>	– (250) <sup>4</sup>	– (250) <sup>4</sup>
205/60 R 16 205/60 R 16	205/60 R 16 205/60 R 16	205/60 R 16 205/60 R 16	205/60 R 16 205/60 R 16	225/55 R 16 225/55 R 16	225/55 R 16 225/55 R 16	225/55 R 16 225/55 R 16	245/45 R 17 245/45 R 17	245/45 R 17 245/45 R 17	245/40 R 18 265/35 R 18
Premium	Premium	Premium	Premium	Premium	Premium	Premium	Premium	Premium	Super Plus
11.7–12.2 (12.1–12.6) 6.3–6.7 (6.5–6.8) 8.2–8.8 (8.5–8.9)	13.3–13.5 (13.3–13.5) 6.9–7.0 (7.3–7.5) 9.2–9.4 (9.4–9.6)	13.4–13.6 (13.5–13.8) 6.9–7.1 (7.0–7.3) 9.3–9.5 (9.4–9.7)	– (13.8–14.2) – (7.6–8.0) – (9.9–10.2)	– (14.0–14.4) – (7.2–7.8) – (9.7–10.2)	– (14.5–14.9) – (8.0–8.3) – (10.4–10.7)	– (13.0–13.5)* – (6.3–6.7)* – (8.7–9.2)*	– (16.9) – (8.2) – (11.5)	– (17.8) – (9.2) – (12.3)	– (22.3) – (9.8) – (14.3)
195–210 (202–212)	220–223 (225–230)	222–227 (224–232)	– (237–245)	– (231–244)	– (247–255)	– (208–219)*	– (273)	– (293)	– (341)
65/8	65/8	65/8	65/8	80/9	80/9	80/9	80/9	80/9	80/14
540	540	540	540	540	540	540	530	530	530
11.4	11.4	11.4	11.5	11.4	11.5	11.4	11.4	11.5	11.4
1580	1650	1660	1780	1690	1785	1720	1785	1880	1840
2105	2175	2185	2305	2215	2310	2245	2310	2405	2365

<sup>1</sup> Increased output in comparison with E 200 CDI is a result of changes to engine management <sup>2</sup> Figures according to Directive 80/1269/EEC in the currently applicable version

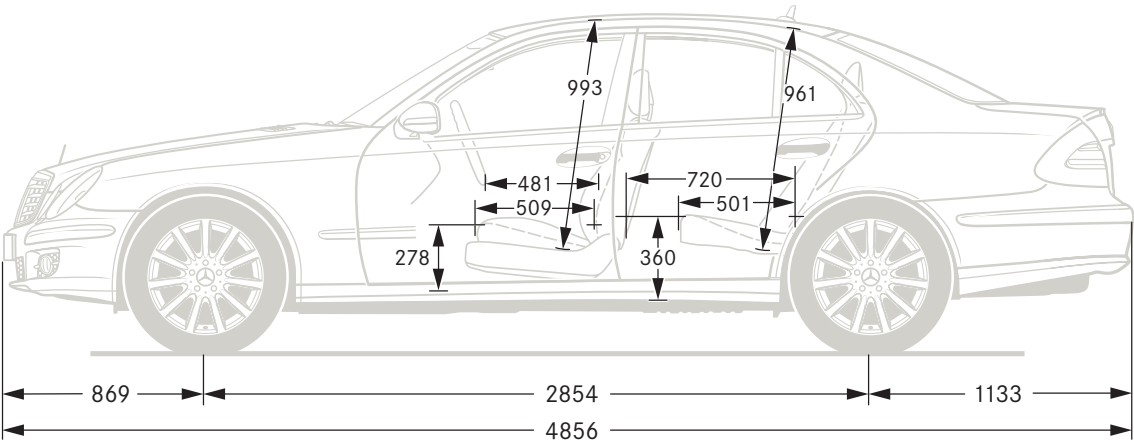
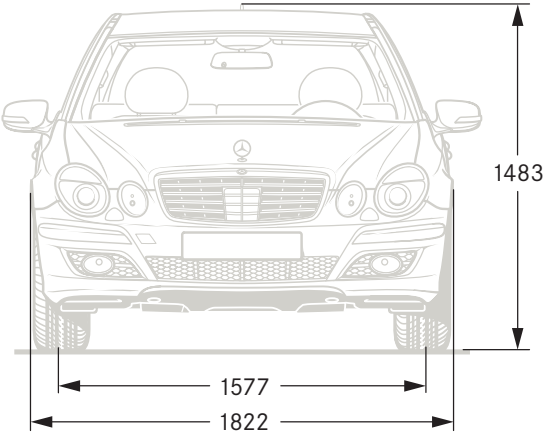
<sup>3</sup> With optional extra sports package and automatic transmission, acceleration from 0 to 100 km/h in Manual mode is 0.2 seconds faster

<sup>4</sup> Electronically governed

<sup>5</sup> The figures shown were obtained in accordance with the prescribed measuring process (Directive 80/1268/EEC in the currently applicable version).  
The figures are not based on an individual model and do not constitute part of the product offer; they are provided solely for purposes of comparison between different vehicle models

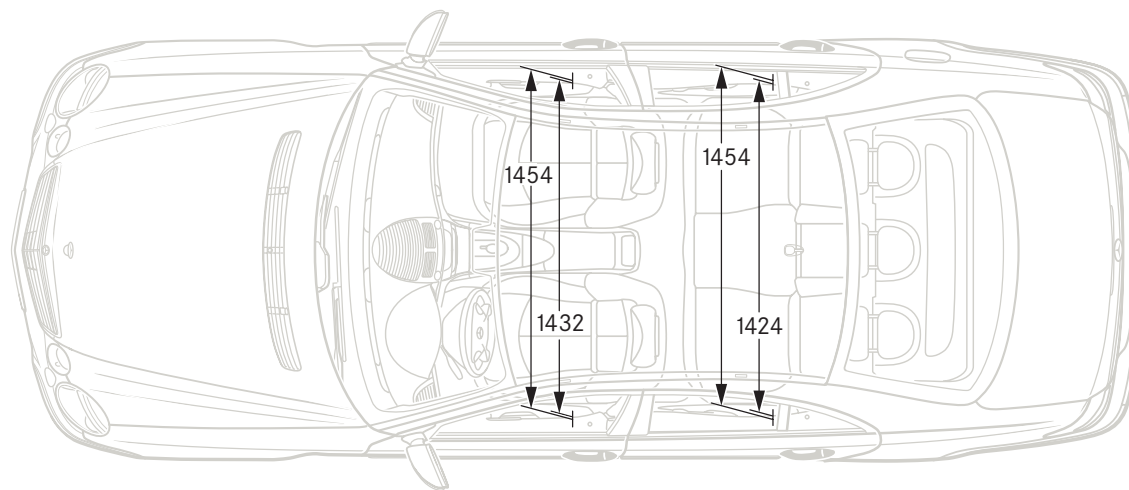
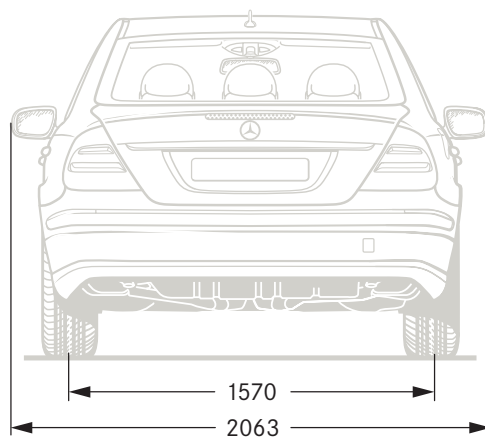
<sup>6</sup> Figures according to Directive 92/21/EC, version 95/48/EC (kerb weight with fuel tank 90% full, driver, 68 kg, and luggage, 7 kg) for standard-specification vehicles.  
Optional extras and accessories will generally increase this figure and reduce the payload capacity accordingly

\*Provisional figures



All measurements in millimetres. The dimensions shown are mean values and apply to standard-specification, unladen vehicles.





	<i>E 200 CDI</i>	<i>E 220 CDI<sup>1</sup></i>	<i>E 280 CDI</i>	<i>E 280 CDI 4MATIC</i>	<i>E 320 CDI</i>	<i>E 320 CDI 4MATIC</i>
No. of cylinders/arrangement	4/in-line	4/in-line	6/V	6/V	6/V	6/V
Total displacement (cc)	2149	2149	2987	2987	2987	2987
Rated output <sup>2</sup> (kW at rpm)	100/3800	125/3800	140/4000	140/4000	165/3800	165/3800
Rated torque <sup>2</sup> (Nm at rpm) (automatic transmission)	340/1800–2600 (340/1800–2600)	400/2000 (400/2000)	400/1400–3200 (440/1400–2800)	– (440/1400–2800)	– (540/1600–2400)	– (510/1600–2800)
Compression ratio	17.5	17.5	17.7	17.7	17.7	17.7
Acceleration from 0–100 km/h (s) (automatic transmission)	10.5 (10.7)	9.1 (9.1)	9.1 (8.2)	– (9.0)	– (7.3)	– (8.1)
Top speed, approx. (km/h) (automatic transmission)	202 (200)	218 (218)	231 (230)	– (226)	– (240)	– (236)
Tyre size      front rear	225/55 R 16 225/55 R 16	225/55 R 16 225/55 R 16	225/55 R 16 225/55 R 16	225/55 R 16 225/55 R 16	225/55 R 16 225/55 R 16	225/55 R 16 225/55 R 16
Fuel	Diesel	Diesel	Diesel	Diesel	Diesel	Diesel
Fuel consumption <sup>5</sup> (l/100 km) urban (automatic transmission) extra-urban (automatic transmission) combined (automatic transmission)	9.3–9.6 (9.5–10.1) 5.6–5.9 (5.7–6.1) 7.1–7.2 (7.1–7.5)	9.3–9.6 (9.8–10.3) 5.6–5.9 (5.9–6.2) 7.1–7.2 (7.3–7.7)	10.0–10.2 (10.6–11.0) 5.6–5.8 (5.9–6.4) 7.2–7.4 (7.6–8.1)	– (10.9–11.5) – (6.7–6.8) – (8.2–8.5)	– (10.6–11.0) – (5.9–6.4) – (7.6–8.1)	– (11.0–11.6) – (6.8–6.9) – (8.3–8.6)
CO <sub>2</sub> emissions <sup>5</sup> (g/km) combined (automatic transmission)	188–189 (187–199)	188–189 (194–202)	191–196 (202–215)	– (218–226)	– (202–215)	– (220–228)
Tank capacity (l)/incl. reserve, approx.	70/8	70/8	70/8	70/8	80/9	80/9
Load capacity (l)	690	690	690	690	690	690
Turning circle (m)	11.4	11.4	11.4	11.5	11.4	11.5
Kerb weight <sup>6</sup> (kg)	1785	1785	1845	1965	1885	1980
Permissible GVW (kg)	2360	2360	2420	2540	2460	2555



<i>E 200 KOMPRESSOR</i>	<i>E 230</i>	<i>E 280</i>	<i>E 280 4MATIC</i>	<i>E 350</i>	<i>E 350 4MATIC</i>	<i>E 350 CGI</i>	<i>E 500</i>	<i>E 500 4MATIC</i>	<i>E 63 AMG</i>
4/in-line	6/V	6/V	6/V	6/V	6/V	6/V	8/V	8/V	8/V
1796	2496	2996	2996	3498	3498	3498	5461	5461	6208
135/5500	150/6100	170/6000	170/6000	200/6.000	200/6000	215/6400	285/6000	285/6000	378/6800
250/2800–5000 (250/2800–5000)	245/2900–5500 (245/2900–5500)	300/2500–5000 (300/2500–5000)	– (300/2500–5000)	– (350/2400–5000)	– (350/2400–5000)	– (365/3000–5100)	– (530/2800–4800)	– (530/2800–4800)	– (630/5200)
8.5	11.3	11.3	11.3	10.7	10.7	12.2	10.7	10.7	11.3
9.5 (9.7)	9.9 (9.9)	8.1 (7.9) <sup>3</sup>	– (8.3)	– (7.1) <sup>3</sup>	– (7.4)	– (7.0) <sup>3</sup>	– (5.4) <sup>3</sup>	– (5.7)	– (4.6)
225 (222)	233 (228)	246 (238)	– (232)	– (250) <sup>4</sup>	– (245)	– (250) <sup>4</sup>	– (250) <sup>4</sup>	– (250) <sup>4</sup>	– (250) <sup>4</sup>
225/55 R 16 225/55 R 16	225/55 R 16 225/55 R 16	225/55 R 16 225/55 R 16	225/55 R 16 225/55 R 16	225/55 R 16 225/55 R 16	225/55 R 16 225/55 R 16	225/55 R 16 225/55 R 16	245/45 R 17 245/45 R 17	245/45 R 17 245/45 R 17	245/40 R 18 265/35 R 18
Premium	Premium	Premium	Premium	Premium	Premium	Premium	Premium	Premium	Super Plus
12.4–12.6 (12.9–13.0) 6.7–7.0 (6.9–7.4) 8.9–9.1 (9.2–9.4)	13.8–13.9 (13.9–14.1) 7.1–7.4 (7.4–7.6) 9.6–9.8 (9.7–9.9)	13.7–13.9 (13.8–14.1) 7.2–7.4 (7.3–7.6) 9.6–9.8 (9.7–10.0)	– (14.3–14.6) – (8.0–8.3) – (10.3–10.6)	– (14.1–14.6) – (7.5–8.0) – (9.9–10.4)	– (14.7–15.3) – (8.3–8.5) – (10.6–11.0)	– (13.1–13.6)* – (6.5–7.0)* – (8.9–9.4)*	– (17.3) – (8.5) – (11.8)	– (18.2) – (9.5) – (12.6)	– (22.6) – (9.9) – (14.5)
212–217 (219–224)	229–233 (232–237)	229–234 (232–239)	– (246–253)	– (236–248)	– (253–261)	– (213–224)*	– (280)	– (300)	– (345)
70/8	70/8	70/8	70/8	80/9	80/9	80/9	80/9	80/9	80/14
690	690	690	690	690	690	690	670	670	670
11.4	11.4	11.4	11.5	11.4	11.5	11.4	114	11.5	114
1720	1775	1785	1905	1810	1910	1840	1895	1990	1955
2295	2350	2360	2480	2385	2485	2415	2460	2535	2460

<sup>1</sup> Increased output in comparison with E 200 CDI is a result of changes to engine management <sup>2</sup>Figures according to Directive 80/1269/EEC in the currently applicable version

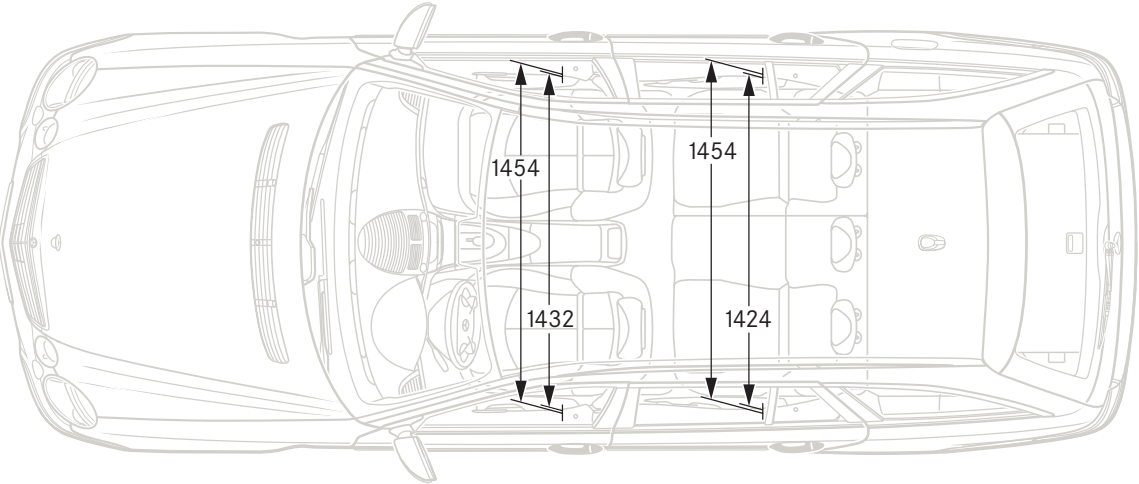
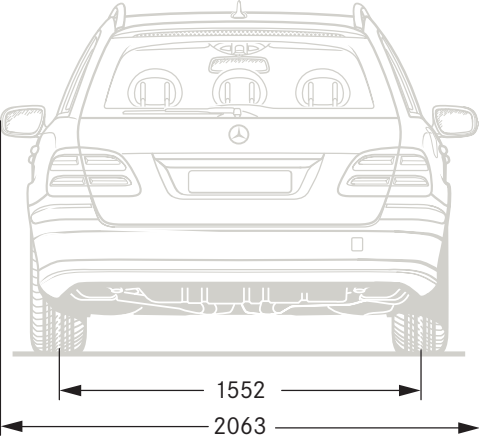
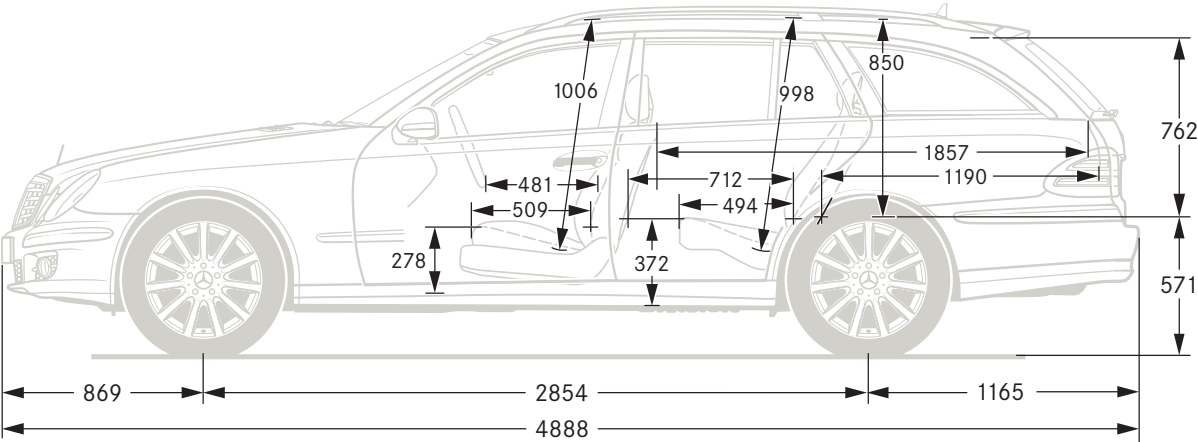
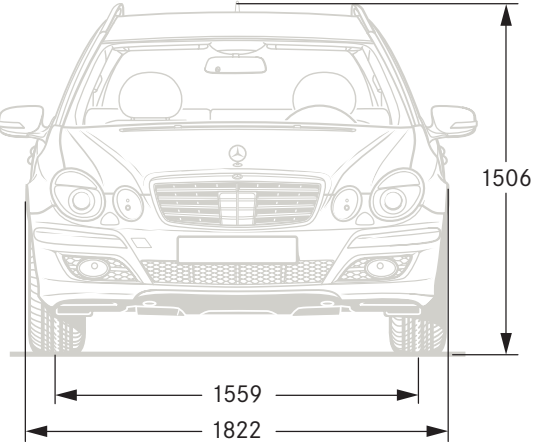
<sup>3</sup> With optional extra sports package and automatic transmission, acceleration from 0 to 100 km/h in Manual mode is 0.2 seconds faster

<sup>4</sup> Electronically governed

<sup>5</sup> The figures shown were obtained in accordance with the prescribed measuring process (Directive 80/1268/EEC in the currently applicable version).  
The figures are not based on an individual model and do not constitute part of the product offer; they are provided solely for purposes of comparison between different vehicle models


<sup>6</sup> Figures according to Directive 92/21/EC, version 95/48/EC (kerb weight with fuel tank 90% full, driver, 68 kg, and luggage, 7 kg) for standard-specification vehicles.  
Optional extras and accessories will generally increase this figure and reduce the payload capacity accordingly

\* Provisional figures

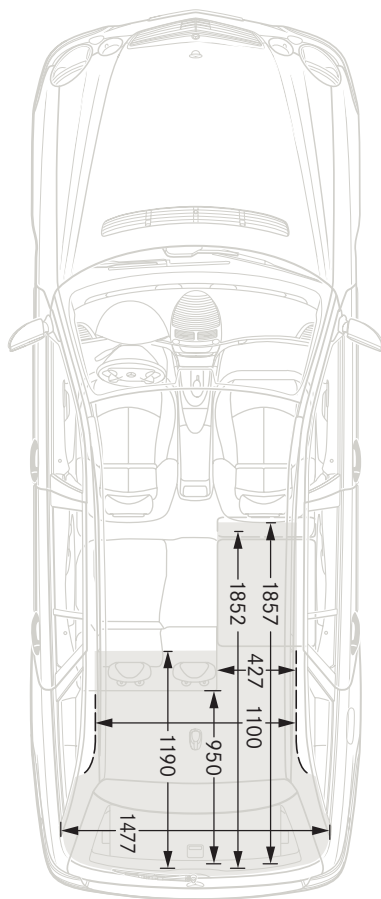


All measurements in millimetres. The dimensions shown are mean values and apply to standard-specification, unladen vehicles.

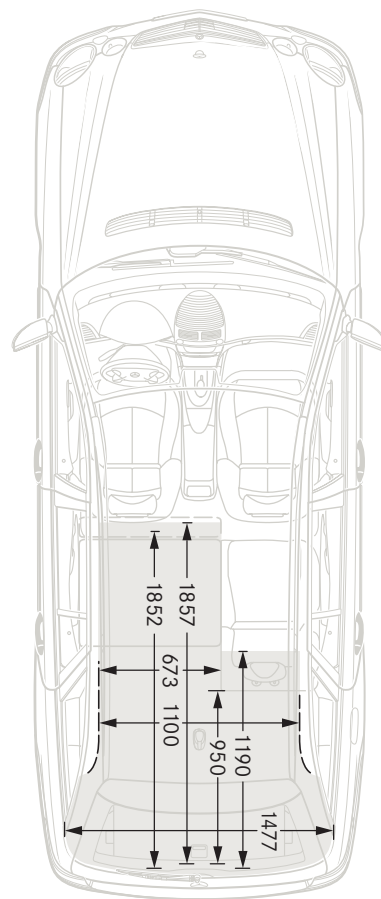




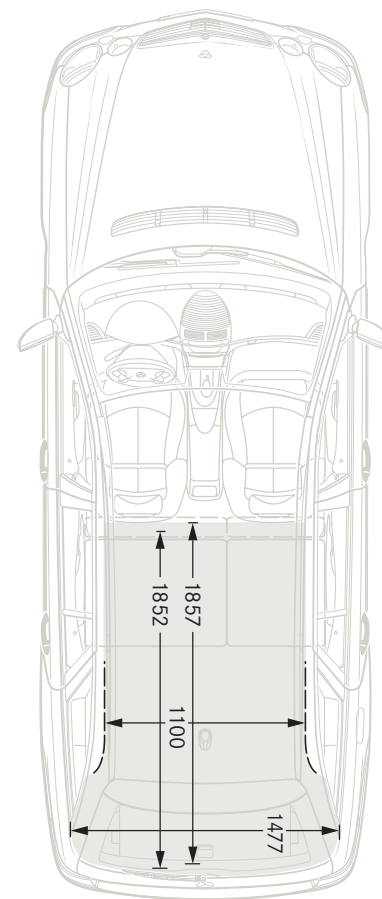
5 seats



4 seats



3 seats



2 seats





PROTEA ASSURANCE  
BUILDING

Jewel Traders  
Jewellers

PLANET

AutoBank

S6000







## The best places to go star-gazing

The world of Mercedes-Benz: our Centres, our sales and service outlets, the Museum and the MercedesCard

### Experience Mercedes-Benz at first hand

When the first Mercedes-Benz Centre opened in late 2000 in Berlin, it took the concept of the car dealership to a whole new level. When you visit a Mercedes-Benz Centre, you can browse and admire the complete range of Mercedes-Benz models and technical and personal accessories – or attend numerous events. Centres have now opened in many large European cities. All of them allow you to experience this legendary brand at first hand.

But you don't have to visit a city to enjoy Mercedes-Benz service and the fascinating world of Mercedes-Benz – thanks to an extensive network of sales and service outlets and dealerships, all of them offering you a wide variety of services, comprehensive support and the quality you expect of Mercedes-Benz. Before, during and long, long after buying your Mercedes.

### Mercedes-Benz Museum

Over 120 years of automotive history in one place – the Mercedes-Benz Museum in Untertürkheim, Stuttgart. With a total exhibition area of 16,500 square metres, it transports the visitor into a fascinating world of automotive achievement. You can see the first modern motor car, the Mercedes Simplex, discover over 100 years of motor-racing

history, and, of course, admire our classics, such as the Gullwing and the “Tail Fin”. Legendary cars such as these have always occupied a special place in the hearts of car enthusiasts. Now they have a special place of their own in the Mercedes-Benz Museum.

We look forward to welcoming you.



### MercedesCard

You don't have to be sitting at the wheel to enjoy the Mercedes experience. Owning a MercedesCard is all it takes. It acts as your ticket to the world of Mercedes-Benz and doubles as a handy credit card. And if you complete the annual questionnaire, there's no fee to pay either.

In the regular MercedesCard Journal you'll find details of interesting products as well as sporting, cultural and travel offers which have been specially selected for you. The Mercedes Magazine features interesting articles about the Mercedes-Benz brand.

Your MercedesCard also gives you free admission to the Mercedes-Benz Museum. And in addition to these exciting benefits, the MercedesCard offers you some very reassuring ones, too: you can protect yourself from life's less welcome surprises with Mercedes-Benz emergency assistance insurance and the MercedesCard insurance package.

For more information on all these offers, and application forms, visit:

[www.mercedes-benz.de/mercedescard](http://www.mercedes-benz.de/mercedescard)

Information about the MercedesCard in Austria and Switzerland can be found on the national Mercedes-Benz websites.



# Succumb to temptation. Take a test drive

Like all our models, the E-Class offers the unique Mercedes driving experience. It's something that's communicated by even the smallest details, such as the feel of the indicator control or the solid, reassuring way the doors close. But a brochure can never do justice to qualities like these. That is why we warmly invite you to take a test drive. You can use the dealership search function at [www.mercedes-benz.de](http://www.mercedes-benz.de) or the relevant national website to locate your nearest Mercedes-Benz dealer who will be delighted to make all the arrangements for you.



## Interactive Owner's Manual

Our website features informational clips and simulations designed to help you familiarise yourself with the various functions of your new car. Discover the technical facts and figures and get a clear picture of the features that await you inside – including the multifunction steering wheel and the COMAND APS navigation system. For further details, go to:

[www.mercedes-benz.de/betriebsanleitung](http://www.mercedes-benz.de/betriebsanleitung)

# The convenience of a Mercedes goes further than you think

Service24h and the financial services offered by DaimlerChrysler Bank

## 24-hour service

One thing that will always accompany you in your new Mercedes is a feeling of reassurance. Because Mercedes-Benz Service24h is there for you around the clock, on 365 days of the year. In the very unlikely event of a technical breakdown or starting problem anywhere in Europe, you can rely on round-the-clock assistance from Mercedes-Benz Service24h. Simply phone our Service hotline on 00800 1 777 7777\*, where our specialists will immediately organise fast, professional assistance. Anytime, on 365 days of the year, 7 days a week and around the clock. As soon as your call is received, a member of our Service24h team will be dispatched to your location. Often the problem can be rectified on the spot, but if this is not possible, we will naturally ensure that your vehicle is taken to the nearest Mercedes-Benz workshop and get you back on the road as quickly as possible.

\*In non-affiliated European countries: +49 69 95 30 72 77

## DaimlerChrysler Bank

If you have already set your heart on your dream Mercedes and want to remain flexible in financial terms, our financial service products could be exactly what you're looking for. We offer you a one-stop source for everything from leasing and financing to insurance or service modules. Check out the online calculator to work out your monthly payments.

In addition to individually geared financial services, we also offer you attractive investment products, including an instant-access deposit account, a fixed-interest account or portfolio funds. For further information phone 01803-DC BANK or 01803-32 2265 (9 ct per min) or visit [www.daimlerchrysler-bank.com](http://www.daimlerchrysler-bank.com)





### **Take-back of end-of-life vehicles. Coming full circle**

At the end of its long life, you can return your E-Class to us for environment-friendly disposal in accordance with the EC End-Of-Life Vehicle Directive<sup>1</sup>. But that day lies a long way off.

<sup>1</sup> Applies in accordance with national regulations to vehicles up to 3.5 t permissible gross weight. The E-Class has met the statutory regulations governing the suitability of the vehicle's design for reuse and recycling for a number of years now. A network of vehicle take-back depots and dismantlers has been established which will process your vehicle in an environment-friendly manner. The ways in which both vehicles and parts can be recovered are subject to ongoing development and improvement. Consequently, the E-Class will be able to comply with any future increases in the recycling quota within the stipulated time limits. For further information, please call 00800 1 777 7777.

Please note: changes may have been made to the product since this brochure went to press (04.10.2007). The manufacturer reserves the right to make changes to the design, form, colour and specification during the delivery period, provided these changes, while taking into account the interests of the vendor, can be deemed reasonable with respect to the purchaser. Where the vendor or the manufacturer uses symbols or numbers to describe an order or the subject of an order, no rights may be derived solely from these. The illustrations may show accessories and items of optional equipment which are not part of standard specification. Colours may differ slightly from those shown in the brochure, owing to the limitations of the printing process. This brochure has been compiled by DaimlerChryslerAG of Germany and is distributed internationally. It provides a general indication of the range of models, features, optional extras and/or colours available in various countries. Some of the models, features, optional extras and/or colours shown may not be available in your country or may only be available in a different specification. Additionally some models, features, optional extras and/or colours may only be available in combination with others. For current and more specific information in relation to the range of models, features, optional extras and/or colours available in your country, and their pricing, you should contact your nearest authorised Mercedes-Benz Passenger Car Dealer.