



# SL-CLASS

— 2008 —

SL 550    SL 600    SL 55 AMG



Mercedes-Benz. Unlike any other.

SL 550    SL 600    SL 55 AMG

## An unrivaled combination of power and panache.

They are, in their own way, time machines. Vehicles capable of transporting you to someplace very special. A time of glamour. Of entrances and even better exits. To the storied Mercedes-Benz sports cars of the 1950s and '60s. Automobiles so fierce, and fiercely stylish, they seemed most at home on a Hollywood back lot or cruising the Riviera. Yet while the 2008 SL-Class harkens back, it also rockets you directly to the here and now. A variety of engines – including the 510-horsepower SL 55 AMG V-8 – along with racing-inspired handling features like Active Body Control and the engineering elegance of a retractable hardtop roof make these top-of-the-line two-seaters exhilarating performers.

The 2008 SL-Class. Time to drive the latest legends.





SL 550 shown in Iridium Silver metallic paint.



Please the eye. Cheat the wind.  
And make one heck of an entrance.



The award-winning<sup>1</sup> SL-Class profile is so seductively engineered, its lines are copied for practice in design schools around the world. Its ground-hugging shape defines what a sports car should look like.

Its details – the 3-ribbed, chrome-edged grille, vibrant, polycarbonate-lens Xenon headlamps and spined mesh air ducts – are icons of automotive design. And if you want to make your SL's hardtop disappear, the roof will fold itself into the trunk at the touch of a button on the center console or SmartKey remote.





## The AMG Sport Package. Details that are so much more than details.



Created by the performance gurus at Mercedes-AMG, the AMG Sport Package adds extra snarl to the SL 550 and SL 600 in the form of an AMG front air dam, side skirts and a rear valance treatment. The AMG makeover also includes a stunning set of 18" staggered-width alloy wheels<sup>2</sup> and F1-racing-inspired paddle shifters on the steering wheel. Everybody's looking for an edge, but it's rare to find one that cuts this cleanly.







SL 600 shown in Mars Red paint.

## Brute performance that's anything but brutish.



It only takes 16 seconds to turn one of the world's most beautiful coupes into one of the world's most captivating roadsters. In all truth, the thrill of watching the SL's retractable hardtop layer itself neatly into the trunk is rivaled only by the sheer fun of driving the SL, top up or down. The SL-Class formula: Endow high performance with Mercedes-Benz elegance. An SL is a virtuoso performer with thrilling acceleration and smooth, effortless power.

It's a true sports car engineered to make the best of every challenge and tame every road, but never in danger of dropping its composure – or disturbing yours.





## Many engines, one choice: Power.

The SL-Class engines have a way of making a lasting impression. It's impossible not to be mesmerized by the thundercrack of the SL 550's 5.5-liter V-8 and the liquid shifts of its 7-speed automatic transmission. Or the attraction of the SL 600's breathtaking flood of twin-turbo, V-12 torque – 612 lb-ft of pure force. And it's hard to imagine anything as enticing as the sound of a 510-horsepower, supercharged V-8 as the SL 55 AMG rockets its way from 0 to 60 mph in a staggering 4.4 seconds.<sup>3</sup>



## Not so much a conversation with the road as a duet.

It is the ride of your life. With the handling to match. Where other sports cars merely turn in and hang on, the SL tucks in and holds its line. It starts with a strong foundation: a multilink suspension, staggered-width wheels and brakes so massive they could almost make time stand still. Then Mercedes-Benz adds handling innovations so revolutionary, they're actually banned in racing because they give the driver an "unfair advantage." These include our Electronic Stability Program and Active Body Control, which help resist and even counteract cornering forces.<sup>†</sup> An unfair advantage on the track, maybe, but exactly what you need to stay in harmony with the road.







SL 600 shown at right in Capri Blue metallic paint.



Take comfort in over a century  
of craftsmanship.

In the SL-Class, the scent and feel of the finest leathers, hand-fitted throughout the cabin, welcome your touch and enliven the air. Sweeping accents of rich wood or AMG Carbon Fiber on the doors and center console are a treat for the eyes, just as the chronograph-style gauges capture the moment in classic fashion. Moving from Old World style to new worlds of music, the 8-speaker Bose® Cabin Surround™ digital audio system fills your ears with flawless sound—top up or down—via the standard 6-disc CD changer and SIRIUS Satellite Radio, which offers over 130 channels, including sports, news, real-time traffic and weather reports, and 69 commercial-free music stations.<sup>‡</sup> One top-down cruise in an SL is all it takes to reinvigorate all your senses.

SL 550 shown with Black leather interior, optional Voice Control and optional Trim and Premium 1 Packages.  
Please see page 51 for Endnotes.







Some pleasures are best shared with one.



Your SL's interior welcomes you and your passenger from the moment you settle into the glove-like fit of individually heated, 12-way power-adjustable seats. Available multicontour seats are equipped with triple lumbar supports, pneumatically adjustable side bolsters and a fatigue-relieving massage function. The SL-Class also offers the ultimate comfort: Available Active Ventilated Seats that use tiny fans within the seats to circulate cooling air through the perforated leather. If you like to stay cool, but your copilot wants heat, you'll both appreciate the personal nature of the dual-zone automatic climate control system. And the optional Panorama Roof gives you both a wide-screen view of the sky when it's too beautiful not to share, but too brisk out to lower the top.





## Luxuries that quickly become necessities.

The power of an SL doesn't just live under its hood. Without ever lifting your grip from the multifunction steering wheel, you can control everything from the radio and phone to numerous vehicle settings. Your ally in this is the COMAND system, which integrates your SL's DVD-based Navigation System, audio system, Hands-Free Communication System and, if you want, Bluetooth® interface. Simply put, COMAND makes sure that none of these devices gets in the way while you're using one of the others. For example, if you take a call on your Bluetooth®-enabled phone, the radio will automatically be muted, or the CD paused. The SL's practical power also includes conveniences like an Electronic Trunk Closer (optional on the SL 550 and SL 55 AMG) and the Easy-Pack System, which tilts the folded roof up for easier trunk access when the top is down.





— The 2008 SL-Class —

## SL 550

The SL 550 is a 382-horsepower celebration of design. The interior is swathed in leather and hand-polished Chestnut, Burl Walnut or Black Ash wood trim. Engineering triumphs like a 7-speed automatic transmission and Active Body Control represent the future of automotive technology. Meanwhile, the here and now is filled by the clarity of an 8-speaker Bose® Cabin Surround™ digital audio system featuring the revolutionary noise compensation of Bose® AudioPilot.™ A 6-disc CD changer and SIRIUS Satellite Radio, boasting over 130 channels of sports, news, music and talk,<sup>2</sup> are also standard. At the touch of a button, the SL 550 is a roadster when you crave the thrill of open-air driving or a secure coupe when you want just that. So any time you're in the mood, drop the top and listen to the roar of an electrifying V-8.



## SL 600

Sometimes you have to turn it up to 12. The SL 600 draws its strength from 12 bi-turbo cylinders. The V-12 summons 510 horsepower and 612 lb-ft of torque. There may not be a more sensational way to get from 0 to 60 mph in a mere 4.4 seconds.<sup>3</sup>

After all, you're relaxed in the lap of 12-way power Active Ventilated Seats with multicontour seatbacks, enveloped by glove-soft Exclusive Leather and commanding the drive with a sumptuous wood/leather shift knob and steering wheel. The Active Body Control suspension is acutely tuned to sort out whatever the road throws at you with poise and precision. And the SL 600's Bi-Xenon headlamps look great by day and help you peer deeper into the night.







Please see page 51 for Endnotes.



## Top of the line and just this side of over the top.

How you build a supercar: Tease 510 horsepower out of a hand-built, 5.5-liter supercharged V-8. Link that power to a 5-speed automatic transmission with AMG SPEEDSHIFT™ that rips through the air with a 4.4-second<sup>3</sup> 0-to-60-mph time. Equip the car with racetrack-bred multipiston brake calipers on huge perforated and internally ventilated discs. To optimize cornering, inject AMG programming into the Active Body Control suspension. Now, if you can do all this and still give it the everyday drivability of a luxury car, you're on your way to building an SL55 AMG. And for the total driving enthusiast, the AMG Performance Package endows this fearsome supercar with enhancements that will redline your adrenaline.



# SL 55 AMG

Drivetrain	Engine	AMG-built SOHC 24-valve V-8
	Power	510 hp @ 6,100 rpm
	Torque	531 lb-ft @ 2,600–4,000 rpm
	Displacement	5,439-cc
	Compression	9.0: 1
	Transmission	5-speed automatic with AMG SPEEDSHIFT.™
Dimensions	Acceleration	0–60 mph in 4.4 seconds. <sup>3</sup>
	Wheelbase	100.8"
	Overall length	178.5"
	Overall height	51.0"
	Overall width	80.0"

Please see page 51 for Endnotes.



The SL 55 AMG is draped with the aerodynamics and attitude of AMG bodywork, from the cool-black, chrome-ribbed AMG grille to the four polished-chrome exhaust tips. 19" AMG 5-spoke alloy wheels<sup>2</sup> add style to the profile. Once inside, you'll revel in AMG sport seats clad in perforated leather and relish the sweeping use of supple AMG Premium Leather, Alcantara and Carbon Fiber trim. The leather- and Alcantara-trimmed AMG steering wheel's shift paddles deliver fingertip control of the AMG SPEEDSHIFT transmission. The AMG gauges keep you locked on the performance. Now you know exactly what it is to build, and better yet drive, a true supercar.






# Protection

## 6-way air bag protection

The SL-Class features the 6-way protection of a 5-air bag system. It includes dual-stage front air bags, side-impact head/thorax air bags and a driver-side knee bag. The head/thorax air bags help protect occupants from upper body and head injury in certain side impacts or rollovers that exceed the deployment threshold.<sup>7</sup>



Pictured air bag differs slightly in appearance from an inflated air bag in SL-Class vehicles. Please see page 51 for Endnotes.

## Electronic Stability Program (ESP®)

This advance continually monitors your vehicle's motion to help keep you going in your intended direction. If it detects wheelspin, severe understeer (plowing) or oversteer (fishtailing), ESP can brake individual wheels and reduce engine power to correct those problems and help bring the vehicle under control. It significantly helps you control your vehicle during accident-avoidance maneuvers.<sup>4</sup>



## Brake Assist (BAS)

Research shows that drivers seldom apply the brakes hard enough, soon enough in emergency situations. BAS monitors pedal application speed to sense emergency braking and deliver maximum stopping power.<sup>8</sup>

## Side-impact protection

Reinforced doors, side sills and floorpan are part of an integrated safety design that also includes high-strength seat structures and head/thorax air bags. All of these systems work together to help protect occupants during side impacts.

## Seat belts

Equipped with Emergency Tensioning Devices (ETDs) and adaptive belt force limiters, seat belts are arguably our most important passive safety feature. If a collision exceeds a preset threshold, the ETDs instantly remove slack from the seat belts. Belt force limiters allow a slight amount of give in the seat belts and reduce the peak seat-belt forces on the occupant.

Please see page 51 for Endnotes.

## Body structure

A range of precision safety elements work together to protect you and your passenger in the event of a collision. While High-Strength/Low-Alloy steel in important areas of the vehicle forms an exceptionally rigid barrier, advanced front and rear crumple zones deform progressively to help absorb the energy of an impact. A front bulkhead also helps channel some of the forces of a frontal impact under, over and around the cabin.

## Pop-up roll bar

In 1989, Mercedes-Benz pioneered the pop-up roll bar, a significant advancement in convertible safety. When sensors detect an impending rollover, a roll bar pops up in just 0.3 seconds to help preserve and protect occupant space.<sup>9</sup>

## Rollover sensor

If the SL senses certain rollovers, it will automatically deploy the seat-belt ETDs to help reduce occupant movement and, if deemed necessary, can release the appropriate head/thorax air bag.

## Xenon and Bi-Xenon headlamps with corner-illuminating foglamps

Both Xenon (standard SL 550 and SL 55 AMG) and Bi-Xenon headlamps (standard SL 600) deliver superior visibility over halogen headlamps because their brighter, whiter light is much closer to natural sunlight. They also incorporate dynamic level control and high-pressure heated headlamp washers. To help you see better in the dark when making tight turns at low speeds, the corner-illuminating foglamps shine toward the area on the inside of the turn. Turning the steering wheel or using the turn-signal indicators at low speeds will trigger this function, which is particularly useful in parking structures, residential areas or when turning into driveways.







**5.5-liter V-8 engine**  
One of our most advanced engines generates 382 horsepower and 391 lb-ft of torque, with an amazing 75% of peak torque available at just 1,000 rpm. To help reduce engine weight and increase durability, the engine block is made of cast aluminum with a solid bedplate, an ideal construction for performance. Indeed, the engine's smooth, immediate power delivery whisks the SL 550 from 0 to 60 mph in 5.3 seconds.<sup>3</sup>


<sup>3</sup>Please see page 51 for Endnotes.



**Bi-turbo V-12 engine**  
The SL 600 racks up high numbers—510 horsepower and an astonishing 612 lb-ft of peak torque between 1,800–3,500 rpm—because its powerplant endows brawn with brilliance. The staggering low-end torque stems from two compact turbochargers which, with an optimized turbine, nearly eliminate “turbo lag.” And two liquid-to-air intercoolers yield a charge for more powerful combustion—and more powerful performance.



**AMG 5.5-liter, supercharged V-8 engine**  
This hand-assembled AMG 5.5-liter intercooled supercharged V-8 engine gives the SL 55 AMG the competitive advantage. It sprints from 0 to 60 in just 4.4 seconds,<sup>3</sup> thanks to its 5,439-cc V-8 with 510 horsepower of supercharged might and 531 lb-ft of tarmac-twisting torque. Competition-proven materials and techniques, from its forged aluminum pistons to its precision-balanced crankshaft and ultra-efficient liquid-to-air intercooler, are at the heart of the SL 55 AMG.



**7-speed automatic transmission**  
The Mercedes-Benz SL 550 is the only car in its class to have a driver-adaptive 7-speed automatic transmission as standard equipment. A wide range of closely spaced gears delivers the ideal gear ratio for virtually every driving condition, which means smoother cruising and immediate response for acceleration and passing, and even improved fuel efficiency on the highway.

**5-speed automatic transmission**  
The SL 600's 5-speed automatic is designed to handle the massive torque of its bi-turbo V-12. This gearbox is also driver-adaptive: it learns how you like to drive and adjusts its shift points accordingly. With the AMG Sport Package, the Touch Shift feature allows the driver to select gears by using the shift paddles on the rear of the steering wheel.

**5-speed automatic transmission with AMG SPEEDSHIFT™**  
A heavily modified, driver-adaptive 5-speed automatic transmission featured on the SL 55 AMG. AMG SPEEDSHIFT performs gear changes up to 35% faster than our standard 5-speed automatic, can automatically perform double-downshifts under heavy braking, will hold a specific gear through hard cornering and automatically selects the optimum gear to ensure maximum acceleration when overtaking. With paddle shifting, the driver controls all gear changes.

## Power





# Agility

SL 550  
18" 5-twin-spoke light-alloy wheels  
These staggered-width wheels come equipped with 255/40 R18 high-performance tires<sup>2</sup> in front and 285/35 R18s<sup>2</sup> in back, which accentuate the breathtaking lines of the SL 550.

SL 600  
18" tapered 5-spoke light-alloy wheels  
These wheels come equipped with 255/40 R18 high-performance tires<sup>2</sup> in front and 285/35 R18s<sup>2</sup> in back, which are the perfect complement to the SL 600.

Vehicle-speed-sensitive steering  
At lower speeds, the vehicle-speed-sensitive power rack-and-pinion steering delivers more power assist for easy handling. At higher speeds, the amount of power is adjusted for improved road feel and control.

Please see page 51 for Endnotes.




Multilink sport suspension  
The 4-wheel multilink suspension is key to the exceptional poise and control of the SL-Class. The 5-arm rear multilink design—a Mercedes-Benz innovation—controls rear-wheel movement with outstanding precision. For more dynamic handling, the front axle assembly, front suspension and steering gear are all preassembled along with the engine and transmission on an extraordinarily rigid steel subframe.

Active Body Control (ABC)  
Arguably the most advanced suspension system in production, ABC provides an excellent balance of ride comfort and handling while virtually eliminating bodyroll during cornering. A series of sensors and electronically controlled high-pressure hydraulics counteracts the effects of roll, vibration, pitch, dive and squat. And to help adjust ride quality and responsiveness, the driver can select either Sport or Comfort mode via a button next to the shift knob.

Please see page 51 for Endnotes.

Brakes  
All SL-Class models offer perforated and ventilated front disc brakes that provide powerful stopping control. The automatic Brake Drying feature is designed to increase stopping performance in wet conditions by intermittently (and imperceptibly) pressing the brake pads against the rotors when the windshield wipers are in use to remove excess water on the rotors. The Predictive Brake Priming feature helps reduce stopping time in emergencies. If you quickly remove your foot from the accelerator, the system moves the brake pads closer to the rotors to prepare for rapid braking.<sup>8</sup>





## Color and Trim

Design an SL-Class all your own. Choose from a variety of metallic and non-metallic exterior paints. Then add your favorite available upholstery color and material choices. To keep your vehicle's exterior looking its best for a long time, Mercedes-Benz uses nanotechnology—specifically, microscopic ceramic nano-particles. Each ceramic nano-particle is tens of thousands of times thinner than a human hair, but when joined together they are incredibly durable. When the clearcoat is applied, the nano-particles float around freely in the liquid paint. The resulting finish offers considerably greater and longer-lasting resistance to fine scratches—such as those caused by car washes and environmental factors—than conventional paint finishes, for an enduring deep gloss. And with this many choices, there's bound to be a design combination for you.

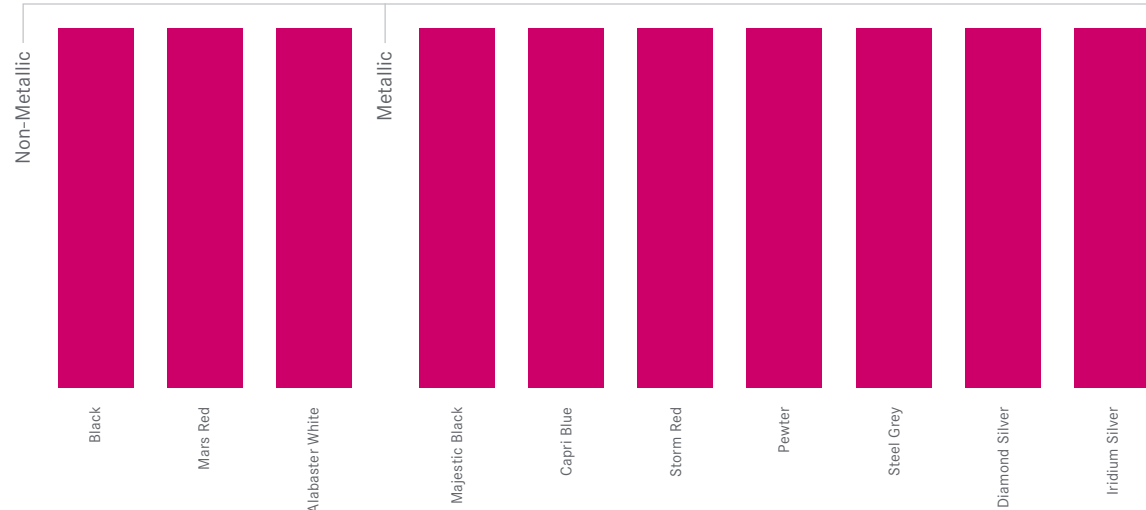
<sup>10</sup>Please see page 51 for Endnotes.

### *designo* Espresso Edition

The warm sophistication of *designo* Mocha Black metallic paint sets the stage for an engaging performance within. Find enchantment in a Charcoal interior furnished with soft *designo* Sand Nappa leather hand-fitted to the seats. Hand-polished Natural Maple wood trim lines the dashboard, console, doors and steering wheel. A sleek Alcantara headliner tops the cabin, while front-seat backrests flaunt the signature *designo* metal plate. This shot of espresso delivers a rush of luxury that's practically addictive.



### Exterior paintwork



### *designo* Mystic White Edition

Shimmering *designo* Mystic White metallic paint presents an irresistible invitation to the world of elegant style. Once you're inside, supple Porcelain Nappa leather, applied by hand throughout the cabin, welcomes your touch. Hand-finished Natural Maple wood trims the doors, console, steering wheel and overhead assist handles to stunning effect. *designo* floor mats trimmed in Black leather treat every guest to a final touch of indulgence.

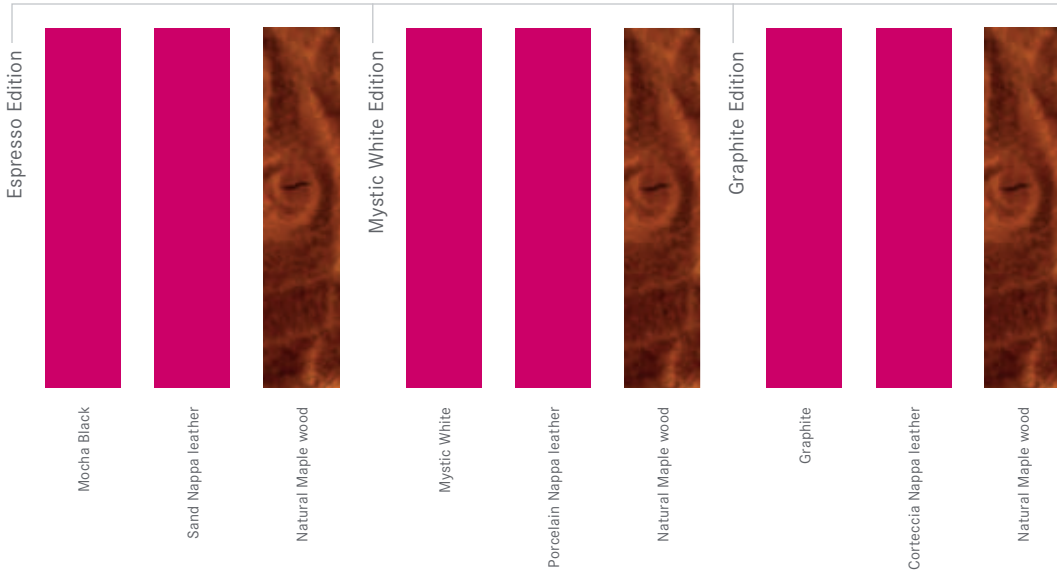


### *designo* Graphite Edition

Dressed in *designo* Graphite metallic paint, the SL-Class is the definition of quiet sophistication. Inside, a world of hushed elegance is created by a Charcoal interior hand-fitted with a chic Charcoal Alcantara headliner, sumptuous *designo* Corteccia Nappa leather and rich brown Natural Maple wood trim. The unmistakable *designo* metal plate adorns the front-seat backrests. Sensual delights include wood and Black leather on the steering wheel and shift knob and the softness of plush Black *designo* floor mats exquisitely edged in leather.



Take high style to new heights with our exclusive *designo* appointments.





# Amenities



Power retractable hardtop ●

When it comes to putting the top down, the SL-Class is the fastest hardtop convertible around. Simply use the control switch on the center console or SmartKey remote, and the SL-Class goes from coupe to roadster in just 16 seconds—faster than any other retractable hardtop in production. When raised, this innovative top makes the SL-Class as beautiful a coupe as it is a roadster. In other words, a joy to drive all year round.

*Standard all models.*

Electronic Trunk Closer ● ○

This feature allows the driver to fully open and close the trunk via a switch on the driver’s interior door panel. You can also close the trunk lid by pressing a button on its underside or open it with the SmartKey remote.

*Standard SL 600. Optional SL 550 and SL 55 AMG.*



Dual-zone climate control ●

The driver and passenger can select their own level of heating or cooling thanks to individual controls for each on the dashboard. When set to the Auto position, this system can monitor sunlight intensity and seat occupancy, determining which side of the car requires greater cooling and adjusting the temperature and airflow accordingly. An electrostatic dust and pollen filter helps remove certain pollutants from the air, while the smog-sensing recirculation function can automatically sense smog or exhaust and switch the climate control to recirculation. Tunnel mode offers one-touch closing (and reopening) of all windows and cabin air intake via the air-recirculation button. *Standard all models.*



Panorama Roof ○

The Panorama Roof extends from the windshield to the rear window to give you a view of the sky without putting the top down. The roof comes with a retractable mesh sunshade, which helps eliminate glare and keep the cabin cooler on sunny days.

*Optional all models.*



Heated 12-way power seats ●

Both of the SL’s deeply contoured seats offer 12-way power adjustment plus pneumatically adjustable lumbar support, 3-position memory and two levels of soothing heat. The driver’s seat memory also stores settings for the power tilt/telescoping steering column and outside mirror positions.

*Standard all models.*



Multicontour seats with massge function ● ○

The multicontour seats provide the ultimate in seating ergonomics and comfort. Triple lumbar supports as well as pneumatically adjustable side bolsters and shoulder supports allow you to custom-tailor the fit of your seat and offer body-hugging support in sharp turns. The massage function helps fight fatigue by stimulating muscles throughout the back.

*Standard SL 600 and SL 55 AMG.*

*Optional SL 550.*



Active Ventilated Seats ● ○

Three levels of ventilation are available for the SL’s seats. Active Ventilated Seats are designed to keep you cool during warmer months by gently circulating air through perforations in the seat and backrest, which also helps eliminate perspiration buildup. Using both the ventilation and heating features simultaneously can help keep you warm and dry on cold and rainy days.

*Standard SL 600. Optional SL 550 and SL 55 AMG.*




COMAND system ●

The Cockpit Management and Data (COMAND) system lets you control the audio, Navigation and Hands-Free Communication systems via a single in-dash unit with a 6.5" color-LCD screen. Controls on the multifunction steering wheel let you change the radio station, adjust the volume and select a track from the CD that's currently playing. COMAND also allows you to make and receive phone calls via the Hands-Free Communication System by using the dashboard controls or multifunction steering wheel. The audio system is automatically muted (or the CD paused) when you are on the phone. *Standard all models.*

DVD-based Navigation System ●

This single-disc system uses GPS satellites to map the route to your location and help find points of interest along the way, including restaurants, hotels, ATMs and Mercedes-Benz dealerships. Maps and other visual aides appear on-screen; voice instructions play through the audio system.<sup>11</sup> Be sure to ask your dealer about our available NavUpdate discs to keep your maps and Points Of Interest current.<sup>12</sup> *Standard all models.*



**Bose® Cabin Surround™ digital audio system ●**  
The 8-speaker Bose Cabin Surround sound system fills your SL with beautifully reproduced digital sound for FM radio, CDs and SIRIUS Satellite Radio. Multichannel architecture envelops you in a 360° field of sound, enhanced by 5.1-channel Bose® Centerpoint™ signal processing. For enhanced clarity, Bose® AudioPilot™ digitally compensates for unwanted ambient noise with no perceptible change in volume. In addition to the in-dash single-CD player, the SL comes equipped with a 6-disc CD changer, concealed in the rear cabin. The CD changer seamlessly integrates with the audio system via a fiber-optic network, plays MP3-encoded CDs and can be controlled via the multifunction steering wheel. *Standard all models.*

Voice Control ○

This advance gives you access to many of the audio, Navigation and Hands-Free Communication system functions. Dial phone numbers, change radio stations and much more, simply by tapping a stalk and speaking out loud. *Optional all models.*

Please see page 51 for Endnotes.



SIRIUS Satellite Radio ●

Enjoy a complimentary 6-month subscription to SIRIUS with over 130 channels, including 61 channels of sports, news, talk, entertainment, traffic, weather and data. SIRIUS is also home to 100% commercial-free music channels, featuring 69 music channels nationwide. Live play-by-play broadcasts of the biggest sports—NFL,® NASCAR,® NHL,® NBA® and games from over 150 college sports teams—round out what's sure to be one of your favorite cabin appointments.<sup>13</sup> *Standard all models.*

Hands-Free Communication System ●

Make calls, receive calls and even access select phone books<sup>14</sup> through the COMAND system in one of two easy ways. Using an approved compatible phone,<sup>15</sup> you can connect to the Hands-Free Communication System<sup>16</sup> via a range of accessory Multi-Handset Interface (MHI) cradles or an accessory Bluetooth® interface module. With the cradle, your phone charges itself and connects to the vehicle's external antenna, while the Bluetooth interface services your needs wirelessly. When your Bluetooth-compatible phone is synched up to the system, just leave your phone in your pocket and enjoy hands-free conversations over the sound system.<sup>6</sup> Bluetooth-compatible phone, Bluetooth interface module and MHI cradles sold separately.<sup>17</sup> Please see your dealer for details. *Standard all models.*

Parktronic system ○

When parking, ultrasonic sensors in the front and rear bumpers detect nearby objects within the system's field of view. Audible signals and illuminated displays, visible in both the instrument cluster and rearview mirror, help you maneuver with confidence. This system helps you avoid obstacles that might be outside your field of vision when parking in tight spaces. *Optional all models.*

Keyless Go ● ○

A leap in ease and efficiency, this option lets you open or lock any door or the trunk while leaving your vehicle's SmartKey in your pocket. To start the vehicle, simply step on the brake pedal and push the Start button, located on the gearshift lever. You can also start the vehicle by inserting the SmartKey in the ignition. *Standard SL 600. Optional SL 550 and SL 55 AMG.*



Mercedes-Benz Extended Run-Flat Tires ○ -

For an added measure of security and confidence, Mercedes-Benz Extended Run-Flat Tires allow you to drive for a short period of time at a reduced speed of up to 50 mph after a puncture. The driver is alerted when the pressure in any tire falls substantially below a preset level. *Optional SL 550 and SL 600. Not available SL 55 AMG.*

● Standard. ○ Optional or included with a package. - Not available. Please see page 51 for Endnotes.



Distronic Adaptive Cruise Control ○

This radar-based advance monitors the vehicle ahead and adjusts your speed to help maintain your chosen following distance.<sup>18</sup> If the vehicle ahead suddenly slows or abruptly stops and calculated closing speed indicates that you haven't taken appropriate braking action, the Distronic Proximity Warning System issues an audiovisual warning.<sup>19</sup> *Optional all models.*



# Accessories

Refine the unmatched panache of the SL-Class to match your personal preferences. Mercedes-Benz dealers offer an inviting array of SL accessories, from distinctive alloy wheels to arresting chrome accents. Each of the following components is also designed, engineered and tested to exacting Mercedes-Benz standards for a high level of quality. So ask your dealer for the SL-Class Accessories Brochure to see our full line of appearance, utility and car care accessories. The SL will always be an electrifying roadster. Now it can also be a reflection of your individual style.



**Multi-Handset Interface (MHI) cradle and Bluetooth® interface**  
In conjunction with your SL Roadster's pre-wired Hands-Free Communication System, the MHI cradle helps you enjoy the benefits of hands-free calling while charging your Mercedes-Benz-approved phone.<sup>15</sup> Or consider the Bluetooth interface module, which allows you to make and receive calls, and even access select phone books, without taking your phone out of your pocket.<sup>6</sup>



**Illuminated door sills**  
Light up your SL-Class with radiant style every time you open the door, courtesy of arresting door sills made of brushed stainless steel. Available in sets of two, they sparkle with white Mercedes-Benz lettering and illuminated inlays.

Please see page 51 for Endnotes.



**Chrome accents**  
Add extra flair to the distinctive look of your SL-Class with exterior matte chrome mirror housings, two per set, that complement the range of coordinating exterior refinements. Help protect your finish from scratches and add yet another touch of style with a set of two chrome door-handle inserts.



**Accessory aluminum-alloy wheels**  
Engineered to the highest standards, each of our accessory wheels puts a unique spin on your SL Roadster, from an 18" 9-spoke design in sterling silver<sup>2</sup> to a 19" high-sheen-polish 5-spoke style.<sup>2</sup>



**Dust cover**  
Protect your SL-Class from dust, dirt and scratches in enclosed spaces such as garages. The outside of the cover is made from breathable, durable synthetic material and the inside from a soft flannel-style fabric. The Mercedes-Benz star on the hood and the pale silver color ensure that your roadster always has a refined look, even when covered.



**Trunk nets**  
Stow belongings, packages and other items even more securely thanks to nylon nets that are as durable as they are versatile. These convenient accessories also maximize storage capacity, as they're designed for the trunk floor, rear and sides alike.



**Rear-shelf bag**  
This large-capacity bag with luggage straps is custom-designed to fit perfectly on the rear shelf of your SL. Made of leather and nylon, this 32" x 13" x 12" item features a roomy main compartment, dual zippers for easy access and two interior zip pockets. For a sleeker line, the zip collar extends beyond the end of the bag and fastens magnetically to the sides.



**All-season floor mats**  
Keep the carpet of your SL-Class in top shape despite virtually any weather condition. Deep channels in the floor mats trap large amounts of water, mud and melting snow. Easy to clean, they come two mats to a set and are available in Black, Grey or Beige.



	SL 550 Coupe/Roadster	SL 600 Coupe/Roadster	SL 55 AMG Coupe/Roadster
--	-----------------------	-----------------------	--------------------------

ENGINE

Engine size and type	5,461-cc DOHC 32-valve V-8	5,513-cc bi-turbo SOHC 36-valve V-12	5,439-cc AMG-built supercharged SOHC 24-valve V-8
Construction	Aluminum-alloy cylinder block.	Aluminum-alloy cylinder block.	Aluminum-alloy cylinder block.
Net power	382 hp @ 6,000 rpm	510 hp @ 5,000 rpm	510 hp @ 6,100 rpm
Net torque	391 lb-ft @ 2,800–4,800 rpm	612 lb-ft @ 1,800–3,500 rpm	531 lb-ft @ 2,600–4,000 rpm
Compression ratio	10.7:1	9.0:1	9.0:1
Fuel tank (capacity—reserve)	21.1 gal—2.6 gal	21.1 gal—2.6 gal	21.1 gal—2.6 gal

DRIVETRAIN

Transmission	7-speed automatic. Electronically controlled driver-adaptive shifting.	5-speed automatic. Electronically controlled driver-adaptive shifting.	5-speed automatic with AMG SPEEDSHIFT.™ Electronically controlled driver-adaptive shifting.
Drive configuration	Rear-wheel drive.	Rear-wheel drive.	Rear-wheel drive.
Rear axle ratio	2.65:1	2.65:1	2.82:1

TRACTION/STABILITY

Electronic Stability Program (ESP®)	Standard.	Standard.	Standard.
-------------------------------------	-----------	-----------	-----------

PERFORMANCE

Acceleration, 0–60 mph³	5.3 seconds.	4.4 seconds.	4.4 seconds.
Fuel economy, EPA estimate highway estimate	Information not available at time of printing. See your dealer for details.	Information not available at time of printing. See your dealer for details.	Information not available at time of printing. See your dealer for details.

Please see page 51 for Endnotes.

SPECIFICATIONS AND EQUIPMENT

	SL 550 Coupe/Roadster	SL 600 Coupe/Roadster	SL 55 AMG Coupe/Roadster	44   45
--	-----------------------	-----------------------	--------------------------	---------

CHASSIS

Suspension configuration	Front: Independent 4-link. Rear: Independent 5-arm multilink.	Front: Independent 4-link. Rear: Independent 5-arm multilink.	Front: Independent 4-link. Rear: Independent 5-arm multilink.
Active Body Control (ABC)	Standard.	Standard.	Standard, AMG-modified.
Steering	Rack-and-pinion with vehicle-speed-sensitive power assist. Turning circle: 36.2 ft curb-to-curb.		

WHEELS/TIRES

Wheels	18" 5-twin-spoke, 8.5x18 front—9.5x18 rear²	18" 5-spoke, 8.5x18 front—9.5x18 rear²	19" AMG 5-spoke, 8.5x19 front—9.5x19 rear²
with AMG Sport Package	18" AMG 5-twin-spoke, 8.5x18 front—9.5x18 rear²	18" AMG 5-twin-spoke, 8.5x18 front—9.5x18 rear²	Not available.
Tires	255/40 R18 front—285/35 R18 rear, high-performance²	255/40 R18 front—285/35 R18 rear, high-performance²	255/35 R19 front—285/30 R19 rear, high-performance²
with AMG Sport Package	255/40 R18 front—285/35 R18 rear, high-performance²	255/40 R18 front—285/35 R18 rear, high-performance²	Not available.
Spare tire	Collapsible compact limited-use tire on lightweight wheel with portable electric air compressor.	Collapsible compact limited-use tire on lightweight wheel with portable electric air compressor.	Collapsible compact limited-use tire on lightweight wheel with portable electric air compressor.

BRAKES

Brake system	4-circuit electrohydraulic.	4-circuit electrohydraulic.	AMG-enhanced 4-circuit electrohydraulic.
Brake discs—calipers, front Brake discs—calipers, rear	13.0" perforated and internally ventilated—4-piston fixed. 11.8" solid—single-piston floating.	14.2" perforated and internally ventilated—6-piston fixed. 13.0" internally ventilated—4-piston fixed.	14.2" perforated and internally ventilated—AMG 6-piston fixed. 13.0" perforated and internally ventilated—AMG 4-piston fixed.
Electrohydraulic braking	Electrohydraulic braking system with automatic Brake Drying and Predictive Brake Priming.	Electrohydraulic braking system with automatic Brake Drying and Predictive Brake Priming.	Electrohydraulic braking system with automatic Brake Drying and Predictive Brake Priming.
Antilock Braking System (ABS) and Brake Assist (BAS)	Standard.	Standard.	Standard.

SL 550	SL 600	SL 55 AMG
--------	--------	-----------

EXTERIOR DIMENSIONS

Wheelbase	100.8 in	100.8 in	100.8 in
Overall length	178.5 in	178.5 in	178.5 in
Overall height, top up	51.0 in	51.0 in	51.0 in
Overall width with mirrors	80.0 in	80.0 in	80.0 in
Curb weight	4,220 lbs	4,455 lbs	4,365 lbs

Please see page 51 for Endnotes.

SL 550	SL 600	SL 55 AMG
--------	--------	-----------

INTERIOR DIMENSIONS

Headroom, top up	37.7 in	37.7 in	37.7 in
Legroom	42.9 in	42.9 in	42.9 in
Shoulder room	54.0 in	54.0 in	54.0 in
Cargo capacity, top up <sup>20</sup>	10.2 cu ft	10.2 cu ft	10.2 cu ft
Cargo capacity, top down <sup>20</sup>	7.2 cu ft	7.2 cu ft	7.2 cu ft



EXTERIOR			
○ <sup>21</sup>	○ <sup>21</sup>	●	AMG front air dam with mesh air intakes, side skirts and rear apron with mesh air diffuser. <sup>22</sup>
●	●	–	Dual chrome exhaust tips.
–	–	●	Four polished chrome exhaust tips.
●	●	●	Electrohydraulic retractable aluminum hardtop, operated via console control or SmartKey remote. Rear window pivots 180° while top folds for more space-efficient stowage of folded top in trunk.
●	●	●	Easy-Pack System tilts up folded roof at the touch of a button for easier access to trunk.
●	●	●	Removable trunk separator for increased trunk space (over 0.74 cu ft). <sup>23</sup>
●	●	●	Attachable fine-mesh wind deflector (fastens to roll bar).
●	●	●	Dual heated power mirrors linked to driver's seat memory.
●	●	●	Auto-dimming left-side mirror.
●	●	●	Electrically heated rear window with auto-shutoff based on time, driving speed and outside temperature.
●	●	●	Heated washer nozzles. Heated wiper parking position.
●	●	●	Rain-sensing variable intermittent wipers measure rainfall on windshield and adjust wiper speed and frequency accordingly.
●	–	●	Xenon High-Intensity Discharge (HID) low-beam headlamps with automatic level control, halogen high beams, clear high-impact polycarbonate lenses and heated headlamp washers.
○ <sup>21</sup>	●	○ <sup>21</sup>	Bi-Xenon High-Intensity Discharge (HID) low-/high-beam headlamps with automatic level control, halogen auxiliary high beams, clear high-impact polycarbonate lenses and heated headlamp washers.
●	●	●	Halogen front foglamps. Single red rear foglamp in left taillamp cluster.
○ <sup>21</sup>	●	○ <sup>21</sup>	Corner-illuminating front foglamps, activated via turn signal or steering wheel at speeds under 25 mph.
●	●	●	Driver-selectable light-sensing headlamps can be set via the Auto position of the headlamp switch to automatically illuminate in darkness.
●	●	●	Programmable daytime running lamps with auto-on override in darkness.
●	●	●	Dual-intensity LED brakelamps and taillamps.

INTERIOR			
●	●	●	Multifunction steering wheel provides convenient additional controls for basic audio and phone <sup>24</sup> functions, as well as operation of the multifunction display.
●	●	●	Power windows with one-touch express-up/down for front windows and one-touch express-down for rear windows, via front window controls.
●	●	●	Auto-dimming rearview mirror.
●	●	●	4-way (tilt/telescoping) power-adjustable steering column position-linked to driver's seat memory.
●	●	●	Programmable easy-exit feature moves driver's seat back and/or raises steering column.
○ <sup>21</sup>	●	○ <sup>21</sup>	Electronic Trunk Closer allows driver to open and close the trunk via a switch on the driver door panel or under the trunk lid.
●	●	●	Electronic cruise control.
●	●	●	Shelf behind seats with retractable luggage straps. Dual enclosed storage compartments beneath luggage shelf. Locking the car from outside automatically locks all of these compartments for added convenience when parking with the top down.

CLIMATE CONTROL			
●	●	●	Dual-zone climate control with individual driver and passenger controls for temperature and airflow direction, with dual automatic modes.
●	●	●	Climate control compensates for driving speed, window and hardtop positions, and ambient temperature.
●	●	●	REST mode can ventilate the cabin or help keep the cabin warmer using residual heat for up to 30 minutes after the car has been turned off.
●	●	●	Electrostatic dust and pollen filter. Integrated activated charcoal filter with smog-sensing automatic recirculation of filtered cabin air.
●	●	●	Sun sensor helps compensate for the effects of direct sunlight on the occupants.
●	●	●	Humidity/dewpoint sensor reduces window fogging during humid weather and helps prevent overdrying of cooled air.
●	●	●	Tunnel mode offers one-touch closing (and reopening) of all windows and cabin air intake via the air-recirculation button.
●	●	●	Seat-belt usage sensors allow climate control system to focus first on occupied seats.

SEATING			
●	●	●	12-way power-adjustable front seats with pneumatically adjustable lumbar support and 3-position memory. Driver's seat memory includes steering column and outside mirror positions.
–	–	●	AMG sport seats.
●	●	●	Heated seats.
○ <sup>21</sup>	●	○ <sup>21</sup>	Active Ventilated Seats with eight internal fans plus heating feature.
○ <sup>21</sup>	●	●	Multicontour seatbacks with pneumatically adjustable side bolsters, shoulder supports and triple lumbar supports. Massage feature for central lumbar region.
●	●	●	Easy-access courtesy feature with obstruction sensor. A button tilts seat back, power-glides seat forward and restores seat position.
●	–	–	Hand-fitted leather upholstery on seats and head restraints.
○ <sup>21</sup>	–	–	Hand-fitted Premium Leather upholstery on seats and head restraints.
–	–	●	Hand-fitted perforated AMG Premium Leather seating surfaces with metal AMG badges. Contrasting topstitching on doors, dashboard and console. Alcantara-covered ceiling and sun visors.
○ <sup>21</sup>	●	○ <sup>21</sup>	Hand-fitted Exclusive Leather on seats, head restraints, dashboard, console, doors, armrests, roll bar and rear-cabin operating panels. Color-keyed topstitching on doors, dashboard and console. Alcantara-covered ceiling and sun visors.
●	–	–	Leather-trimmed steering wheel and shift knob.
–	–	●	AMG leather-trimmed sport steering wheel with shift paddles.
○ <sup>21</sup>	●	–	Wood/leather steering wheel and shift knob.
●	●	○ <sup>21</sup>	Hand-polished Chestnut, Burl Walnut or Black Ash wood trim on console and doors.
–	–	●	Carbon Fiber trim on console and doors.
●	●	●	Aluminum door sill trim (with AMG insignia on SL 55 AMG).

INSTRUMENTATION			
●	●	●	Electronic analog speedometer, tachometer and gauges for fuel level and coolant temperature.
–	–	●	AMG instrument cluster with AMG RACETIMER <sup>25</sup> and gear position displays.
●	●	●	Automatic illumination of displays and controls based on ambient lighting.
●	●	●	Dual multifunction displays in speedometer and tachometer faces indicate Touch Shift gear selection and Shift mode, and can be scrolled via steering-wheel controls to operate and display various menus and vehicle features: <ul style="list-style-type: none"><li>• Odometer, trip meter and outside temperature indicator.</li><li>• Digital speedometer, Maintenance System (see below) and oil-level check.</li><li>• Radio station, 6-disc CD changer, iPod® playlist/track (with optional iPod Integration Kit) and SIRIUS Satellite Radio.</li><li>• DVD-based Navigation System route guidance.</li><li>• Vehicle reminder and message indicator.</li><li>• Driver-programmable settings for instrument cluster and lighting, vehicle and convenience features.</li><li>• Trip computer (elapsed time, fuel consumption and distance to empty).</li><li>• Distronic Adaptive Cruise Control settings.<sup>24</sup></li><li>• Mobile phone book.<sup>24</sup></li></ul>
●	●	●	Mercedes-Benz Maintenance System displays distance remaining to next basic maintenance service, indicates type of service due and provides automatic reminder when service interval draws near.
●	●	●	Tire Pressure Monitoring System alerts the driver to a loss of tire pressure via the multifunction display and can illuminate a warning icon.



RESTRAINT SYSTEMS				LOCKING/SECURITY			
●	●	●	<b>Integrated Restraint System:</b> <ul style="list-style-type: none"><li>Driver and passenger are each provided with a dual-stage front air bag (adaptive for the passenger), a door-mounted side-impact head/thorax air bag and a 3-point seat belt with an Emergency Tensioning Device (ETD) and belt force limiter. Driver is also provided with a knee bag.<sup>7</sup></li></ul>	●	●	●	SmartKey uses an electronic code to unlock the gearshift and ignition. Removing SmartKey from ignition disables engine computer to help prevent unauthorized starting.
●	●	●	Dual-stage front air bags (adaptive for the passenger) are deployed in response to frontal impact severity exceeding a preset deployment threshold and the Occupant Classification System (for the passenger seat). <sup>7</sup>	●	●	●	SmartKey remote control integrates: Remote Door Lock/Unlock buttons, trunk opener with valet lockout, removable valet key and panic alarm. Driver may selectively unlock only the driver's door and fuel filler or both doors plus the trunk and fuel filler.
●	●	●	<b>Occupant Classification System (OCS):</b> <ul style="list-style-type: none"><li>OCS automatically turns the passenger's front air bag on or off and adjusts the air bag inflation rate based on the weight category determined by weight sensor readings from the front passenger seat.<sup>26</sup></li></ul>	●	●	●	SmartKey offers infrared-remote opening/closing of windows and remote raising/lowering of hardtop, and can turn on Active Ventilated Seats <sup>24</sup> from outside the car.
●	●	●	ETDs are deployed in a front or rear impact exceeding a preset threshold of severity, or certain rollovers. An ETD will not deploy if seat belt is unfastened.	●	●	●	Driver-programmable drive-away locking automatically locks the doors when the car reaches 9 mph.
●	●	●	Tele Aid Automatic Collision Notification engages the SOS function if an air bag or ETD deploys. <sup>27</sup>	●	●	●	Night security illumination uses the car's exterior lights to help illuminate a path after parking. Driver-programmable intervals allow lights to stay on for 15 seconds or not at all.
●	●	●	Selectable seat-belt retractor for passenger seat to help secure a child seat. <sup>7</sup>	●	●	●	Locator lighting uses the car's lights to help illuminate a return path when the car is remote-unlocked in darkness. Unlocking car activates parking lamps, taillamps, license plate lamps, front foglamps and side marker lamps.
●	●	●	Seat belts are attached to seat frames at all three points. Shoulder belts height-adjust automatically.	●	●	●	Emergency trunk release, located inside trunk and illuminated for 60 minutes after trunk lid is closed.
●	●	●	Head restraints automatically height-adjust as the seats are moved fore-aft. Head restraints also power-adjust for height and manually adjust fore-aft.	●	●	●	Integrated 3-button garage door control, compatible with Homelink® components and some other systems.
●	●	●	Pop-up roll bar: If sensors detect an imminent rollover, a high-strength steel roll bar automatically deploys in 0.3 seconds. Driver can also raise and retract the roll bar electrically via a console control <sup>9</sup>	●	●	●	Tele Aid GPS-based Stolen Vehicle Recovery helps law enforcement agencies track and recover stolen vehicle. <sup>27</sup>
●	●	●		●	●	●	Tele Aid Remote Door Unlock. <sup>27</sup>
				●	●	●	Tele Aid Automatic Alarm Notification alerts Mercedes-Benz to contact vehicle owner if antitheft alarm sounds. <sup>27</sup>

AUDIO/NAVIGATION/TELEMATICS			
●	●	●	SIRIUS Satellite Radio with 6-month subscription.
●	●	●	Cockpit Management and Data (COMAND) system.
●	●	●	Bose® Cabin Surround™ multichannel digital surround-sound system.
●	●	●	Hands-Free Communication System.
●	●	●	Integrated rear-cabin mounted 6-disc CD changer.
●	●	●	DVD-based Navigation System with a map database for the contiguous U.S., Canada and Oahu, Hawaii. <sup>12</sup>
●	●	●	Tele Aid System uses GPS satellites plus a cellular link to provide 24-hour live assistance for: emergency aid (SOS button), roadside assistance (Wrench button) or information (i-button). <ul style="list-style-type: none"><li>Basic Tele Aid Security &amp; Care service includes Automatic Collision Notification, Stolen Vehicle Recovery, Remote Door Unlock service and Dealer Connect.<sup>27</sup></li></ul>

INDIVIDUAL OPTIONS				<i>designo</i> EDITIONS			
○	○	○	Panorama Roof includes a tinted-glass retractable hardtop with a manually retractable internal sunshade.	○	○	○	<b>Espresso Edition:</b> <ul style="list-style-type: none"><li><i>designo</i> Mocha Black metallic paint.</li><li>Exclusive interior treatment with <i>designo</i> Sand Nappa leather and Natural Maple wood trim.</li><li>Wood/leather steering wheel and shift knob (SL 550 and SL 600 only).</li><li>Alcantara-covered ceiling and sun visors.</li></ul>
○	○	–	Mercedes-Benz Extended Run-Flat Tires.	–	○	○	<b>Mystic White Edition:</b> <ul style="list-style-type: none"><li><i>designo</i> Mystic White metallic paint.</li><li>Exclusive interior treatment with <i>designo</i> Porcelain Nappa leather and Natural Maple wood trim.</li><li>Wood/leather steering wheel and shift knob (SL 550 and SL 600 only).</li><li>Alcantara-covered ceiling and sun visors.</li></ul>
○	●	○	Electronic Trunk Closer.	○	○	○	<b>Graphite Edition:</b> <ul style="list-style-type: none"><li><i>designo</i> Graphite metallic paint.</li><li>Exclusive interior treatment with <i>designo</i> Corteccia Nappa leather and Natural Maple wood trim.</li><li>Wood/leather steering wheel and shift knob (SL 550 and SL 600 only).</li><li>Alcantara-covered ceiling and sun visors.</li></ul>
○	○	○	Distronic Adaptive Cruise Control.				
○	○	○	Parktronic audiovisual parking assist.				
○	○	○	Voice Control.				
OPTION PACKAGES							
○	–	○	<b>Premium 1 Package:</b> <ul style="list-style-type: none"><li>Active Ventilated Seats.</li><li>Multicontour seatbacks (standard SL 55 AMG).</li><li>Keyless Go.</li><li>Bi-Xenon headlamps with corner-illuminating foglamps.</li></ul>				
○	–	–	<b>Trim Package:</b> <ul style="list-style-type: none"><li>Wood/leather steering wheel and shift knob.</li><li>Hand-fitted Premium Leather upholstery on seats and head restraints.</li></ul>				
○	○	–	<b>AMG Sport Package:</b> <ul style="list-style-type: none"><li>AMG front air dam, side skirts and rear apron.</li><li>18" staggered-width AMG twin-spoke wheels with high-performance tires.<sup>2</sup></li><li>Fingertip shift control (paddles on steering wheel that operate Touch Shift feature).</li></ul>				
–	–	○	<b>AMG Performance Package:</b> <ul style="list-style-type: none"><li>14.1" AMG sport steering wheel with aluminum shift paddles.</li><li>186-mph speed limiter<sup>28</sup></li><li>19" staggered-width two-piece AMG 5-spoke wheels with high-performance tires.<sup>2</sup></li><li>AMG track-calibrated Airmatic suspension.</li><li>Limited slip differential.</li></ul>				



# Service & Support

Tele Aid<sup>27</sup>  
Three buttons put a multitude of services at system subscribers’ fingertips: emergency response (SOS button), roadside assistance (Wrench button) and even concierge services (*i*-button).<sup>29</sup>

Tele Aid Security & Care service  
Enhance your sense of security with Remote Door Unlock, Stolen Vehicle Recovery and much more. Keep your annual subscription up-to-date for the peace of mind that comes from knowing you and yours have an added measure of security and care. With an active Tele Aid subscription, you may be eligible for a discount from your insurance provider.

Tele Aid Luxury & Convenience Package  
Here, expand your privileges with access to a Personal Concierge that fulfills your requests for nearly “anything, anytime, anywhere” and an Online Concierge for accessing your Personal Concierge via your computer or PDA wherever Internet access is available, as well as Traffic Information<sup>30</sup> and Route Assistance.

24-hour Roadside Assistance  
The first of its kind and still the only one that remains in effect for the life of the vehicle. Our Roadside Assistance technicians draw on years of experience and training to get you back on the road as quickly as possible.<sup>31</sup>

Mercedes-Benz Limited Warranties  
Our New Vehicle Limited Warranty runs for 48 months or 50,000 miles, whichever comes first. And anytime during the new vehicle warranty coverage, you can also purchase a Mercedes-Benz Extended Limited Warranty that will provide additional protection when the New Vehicle Limited Warranty expires.<sup>32</sup>

Mercedes-Benz Maintenance System  
Enjoy fixed, predictable service intervals every 13,000 miles or one year (10,000 miles or one year for AMG models).<sup>33</sup> About a month before service is due, your vehicle even reminds you via a dashboard display that also explains which maintenance service is due.

No-charge Service Welcome  
Stop by your Mercedes-Benz Center’s Service Department for a no-charge first visit between 1,000 and 3,000 miles, where your dealer will perform a diagnostic check and address your questions. Your dealer will also provide the first tire rotation at no additional charge anytime before 6,500 miles.<sup>34</sup>

24-hour Customer Service  
Our Customer Assistance Center is your one-stop source for answers. Whether you need to know how to use your audio system, find the nearest Mercedes-Benz dealer, get pricing or learn about personal and automotive accessories, just call 1-800-FOR-MERCEDES or press the Tele Aid *i*-button in your vehicle.

Sign and Drive service  
Our legendary Roadside Assistance service includes bringing you some fuel if you’ve run out, replacing a flat tire with your spare or jump-starting your car if the battery dies. All at no charge, and all for as long as you’re driving a Mercedes-Benz—even somebody else’s.<sup>35</sup> Help is as close as your vehicle’s Wrench button (for Tele Aid subscribers) or just a phone call away at 1-800-FOR-MERCEDES.

Trip Interruption benefits  
In the unlikely event that a breakdown covered by your MBUSA New Vehicle Limited Warranty occurs more than 100 miles from your home, leaves your Mercedes-Benz inoperable or unsafe to drive and requires overnight repairs at a Mercedes-Benz Center, you’ll be reimbursed up to \$300 per day for any documented expenses—for up to three days—including meals, lodging and substitute transportation.

Dealer Alternate Transportation Program  
Whenever you bring your vehicle into an official Mercedes-Benz Center for servicing during the warranty period, ask about your dealer’s Alternate Transportation Program—so you can maintain your busy schedule while your dealer maintains your vehicle.<sup>36</sup>

Mercedes-Benz Financial  
Mercedes-Benz Financial offers a wide and impressive array of flexible and convenient financing options. To determine whether purchasing or leasing is right for you and to estimate the monthly payment of your next Mercedes-Benz, visit MercedesBenzFinancial.com.

European Delivery Program  
With our factory delivery program, enjoy a honeymoon with your new Mercedes-Benz as you savor the delight of driving it in the land where it was built—while you enjoy a 7% savings on many models.<sup>37</sup> Also take advantage of the optional Rally Package, which takes you through the Black Forest and the Alps, then on to Munich, staying at luxurious, historic hotels all along the way.

To learn more about these and many other services—including dealer locations and financing options—visit us at MBUSA.com today.

- 1 Edmunds.com: Most Wanted Convertible Over \$45,000 (2006); J.D. Power Ratings: Appeal: Highest Ranked in Premium Sports Car Segment (2006); Edmunds.com: Most Wanted Convertible Over \$45,000 (2005); The German Design Council: German Design-Prize (2004); Edmunds.com: Most Wanted Convertible Over \$45,000 (2004); *Robb Report*: “Car of the Year” (2003); *Motor Week*: “Best Dream Machine” (2003); Edmunds.com: Most Wanted Convertible Over \$45,000 (2003); *auto*, *motor und sport*, Germany: “The Best Cars” (2002); *Automobile Magazine*: “Design of the Year” (2002).
- 2 Lower aspect ratio tires and accompanying wheels provide substantially increased treadwear, increased tire noise and reduced ride comfort. Serious wheel and tire damage may occur if the vehicle is operated on rough or damaged road surfaces or upon encountering road debris or obstacles. These tires are not designed for use on snow and ice. Winter tires mounted on appropriately sized and approved wheels are recommended for driving in those conditions.
- 3 Stated rates of acceleration are based upon manufacturer’s track results and may vary depending on model, environmental and road surface conditions, driving style, elevation and vehicle load.
- 4 No system, regardless of how advanced, can overcome the laws of physics or correct careless driving. Please always wear your seat belt. Performance is limited by available traction, which snow, ice and other conditions can affect. Always drive carefully, consistent with conditions. Best performance in snow is obtained with winter tires.
- 5 SIRIUS® and the SIRIUS dog logo are registered trademarks of SIRIUS Satellite Radio Inc. All Rights Reserved. For full Terms & Conditions, visit sirius.com. Pricing and programming are subject to change. Not available in Alaska, Hawaii or Puerto Rico. While the SIRIUS network of satellites and terrestrial antennae provides nearly seamless service throughout the contiguous U.S., SIRIUS service may be unavailable or interrupted for a variety of reasons, including environmental or topographic conditions; in certain locations such as tunnels, parking garages, or within or next to large buildings; or near other technologies that can interfere with the SIRIUS signal. Six-month service subscription included with purchase.
- 6 BLUETOOTH® INTERFACE DOES NOT PROVIDE PHONE CHARGING OR EXTERNAL ANTENNA. PHONE BOOK DOWNLOAD AND VOICE INTERACTIVITY FEATURES ARE DEPENDENT ON SELECTED HANDSET. VISIT WWW.WIRELESS4MB.COM FOR DETAILS.
- 7 WARNING: THE FORCES OF A DEPLOYING AIR BAG CAN CAUSE SERIOUS OR FATAL INJURIES TO A CHILD UNDER AGE 13. See Operator’s Manual for warnings and information on air bags, seat belts, seating of children in the vehicle and the use of child restraints.
- 8 Braking effectiveness also depends on proper brake system maintenance, and tire and road conditions.
- 9 The roll bar system is designed to enhance the level of rollover protection compared to a vehicle without one. No system, regardless of how advanced, can eliminate the chance of injury in an accident. Please always wear your seat belt.
- 10 Exclusive Leather standard SL 600.
- 11 While the Navigation System provides directional assistance, the driver must remain focused on safe driving behavior, including paying attention to traffic and street signs. The driver should utilize the system’s audio cues while driving and should only consult the map or visual displays once the vehicle has been stopped in a safe place. Maps do not cover all areas nor all routes within an area.
- 12 DVD-based maps do not cover all areas nor all routes within an area. One U.S./Canada DVD is included with vehicle.
- 13 SIRIUS® and the SIRIUS dog logo are registered trademarks of SIRIUS Satellite Radio Inc. NFL® is a registered trademark of the National Football League. NASCAR® is a registered trademark of the National Association for Stock Car Auto Racing, Inc. NHL® is a registered trademark of the National Hockey League. NBA® is a registered trademark of NBA Properties, Inc. All Rights Reserved. For full Terms & Conditions, visit sirius.com. Pricing and programming are subject to change. Not available in Alaska, Hawaii or Puerto Rico. While the SIRIUS network of satellites and terrestrial antennae provides nearly seamless service throughout the contiguous U.S., SIRIUS service may be unavailable or interrupted for a variety of reasons, including environmental or topographic conditions; in certain locations such as tunnels, parking garages, or within or next to large buildings; or near other technologies that can interfere with the SIRIUS signal. Six-month service subscription included with purchase.
- 14 Certain Mercedes-Benz-approved phones support voice interactivity, but not the phone book download feature, with Bluetooth technology. See dealer for details.
- 15 Interface and phone sold separately. See dealer for a list of approved compatible phones.
- 16 Always plug the phone into the cradle for use inside the vehicle or use the Bluetooth interface. Otherwise operating a non-approved phone or radio transmitter with its own attached or built-in antenna while the engine is running can interfere with the vehicle’s electronic systems. For safety reasons, the driver should not use a mobile phone while the vehicle is in motion. We encourage the driver to stop the vehicle in a safe location before answering or placing a call. See your Mercedes-Benz dealer or visit www.Wireless4MB.com for current handset availability. Not all approved phones support all system features. See dealer for details.
- 17 Please see your dealer for accessory warranty information.
- 18 Distronic Adaptive Cruise Control is no substitute for active driving involvement. It does not react to stationary objects, nor recognize or predict the curvature and lane layout of the road or the movement of vehicles ahead, and can only apply a maximum of 20% of vehicle braking power. It is the driver’s responsibility at all times to be attentive to traffic and road conditions, and to provide the steering, braking and other driving inputs necessary to retain control of the vehicle.
- 19 Drivers are cautioned not to wait for the Distronic Proximity Warning System before braking, as that may not afford sufficient time and distance to brake safely.
- 20 Unsecured cargo can become hazardous in a collision. Always secure cargo using floor-mounted tie-downs.
- 21 Optional or part of an Option Package. See optional equipment listing on page 49.
- 22 Rear mesh air diffuser on SL 55 AMG only.
- 23 Hardtop will not retract without trunk separator. Trunk space is increased to 0.74 cu ft when trunk separator is removed and there is no spare tire.
- 24 When equipped with this feature.
- 25 Only for timing use on roads and in conditions where high-speed driving is permitted. Racing on public roads is prohibited under all circumstances and posted speed limits should always be obeyed.
- 26 OCCUPANT CLASSIFICATION SYSTEM (OCS) IS DESIGNED TO TURN THE PASSENGER’S FRONT AIR BAG OFF WHEN THE SYSTEM SENSES THE WEIGHT OF A TYPICAL CHILD 12 MONTHS OLD OR LESS PLUS THE WEIGHT OF A STANDARD APPROPRIATE CHILD RESTRAINT. SEE OPERATOR’S MANUAL FOR IMPORTANT ADDITIONAL INFORMATION ON THIS SYSTEM AND FOR FURTHER INFORMATION REGARDING THE TRANSPORTATION OF CHILDREN HEAVIER THAN A TYPICAL 12-MONTH-OLD.
- 27 Tele Aid equipment is standard on all SL-Class models. First year’s Tele Aid Security & Care service provided at no additional cost with subscription. Subscription and acquaintance call required for service to be active. Service operates only where cellular and GPS coverage are available and requires adequate power supply. Owner must authorize vehicle tracking by providing passcode and a valid stolen vehicle police report number. PIN code required to activate Remote Door Unlock. See dealer for details of telematics services.
- 28 Please obey all speed laws.
- 29 Concierge Service available only with Tele Aid Luxury & Convenience Package. Traffic Information and Route Assistance use is included as part of the Tele Aid Luxury & Convenience Package and is available at an additional per-use charge when used with the Tele Aid Security & Care service. See dealer for details.
- 30 Performance of the automated voice system varies depending on the noise level in and around the vehicle. Traffic Information is based on available broadcast data, not available in all areas and only provided for routes that have been personalized on the Tele Aid website (up to five routes) or are within a specified radius of your vehicle’s present location. See Tele Aid section of MBUSA.com for available cities.
- 31 Vehicle must be accessible from main roads. Roadside Assistance repairs may involve charges for parts, service and towing. Depending on the circumstances, these services may be provided by an outside service, courtesy of Mercedes-Benz Roadside Assistance. For full details of the Roadside Assistance Program, please see your dealer.
- 32 Please see your dealer for warranty details as well as for terms, conditions and pricing for extended warranty options. Surcharges for extended warranties apply after the first year.
- 33 Whichever comes first. Requires use of 229.5-spec oil and high-performance fleece oil filter. Driver is responsible for monitoring fluid levels and tire pressure between service visits. See Maintenance Booklet for details.
- 34 On models with different-sized front and rear tires, which cannot be rotated, dealer will inspect tires and set inflation pressure. Follow tire manufacturer’s recommendations.
- 35 For full details of Sign and Drive service, as well as the Roadside Assistance Program, please see your dealer.
- 36 Certain restrictions may apply. Terms, conditions and dealer participation may vary.
- 37 European Delivery discount available on select models. Please see your dealer for details.





Mercedes-Benz

SL 550 shown on front cover in Iridium Silver metallic paint.

©2007 Mercedes-Benz USA, LLC • One Mercedes Drive, Montvale, NJ 07645 • 1-800-FOR-MERCEDES • MBUSA.com

Marketing Communications. All illustrations and specifications contained in this brochure are based on the latest product information available at the time of publication. Mercedes-Benz reserves the right to make changes at any time, without notice, to colors, materials, equipment, specifications and models. Any variations in colors shown are due to reproduction variations of the printing process. Illustrations may include test situations. Some vehicles may be shown with non-U.S. equipment. Some vehicles are shown with optional equipment. HomeLink® is a registered trademark of Prince, a Johnson Controls Company. harman/kardon® and LOGIC7® are registered trademarks of Harman International Industries, Inc. iPod is a registered trademark of Apple Computer, Inc.

In an effort to minimize the environmental impact of this brochure, Mercedes-Benz uses a recycled coated paper that is guaranteed in writing to contain a minimum of 10% post-consumer waste.

Printed in U.S.A./75 MC-07-785