

E-Class Saloon and Estate



Mercedes-Benz





First impressions

E-Class Saloon. Make yourself at home – in an altogether more thoughtful kind of car. A car where every detail is designed with your safety, enjoyment and comfort in mind, where more than 80 sensors watch over you on your journey, and technologies such as Attention Assist and a driver's kneebag give you the reassurance of being ready for whatever the journey may bring. One look at its striking twin headlamp face tells you all you need to know: this is a truly special saloon – the E-Class Saloon.

[Insight | page 4](#) [Overview | from page 5](#)

E-Class Estate. Providing answers to our customers' requirements – for everyday motor-ing, for recreation, for travel. As highlighted by the many useful ideas incorporated within it – from the electro-mechanically operated tailgate to the versatile load compartment. You feel it whilst driving or being driven. When you experience the marriage of elegance and space. The E-Class Estate – there are plenty of reasons.

[Insight | page 12](#) [Overview | from page 13](#)

Featured models:

E 350 BlueEFFICIENCY Sport | Saloon | front cover and page 2
Cuprite Brown, alloy wheels in 6-twin-spoke design

E 350 BlueEFFICIENCY Avantgarde | Saloon | page 6
Pearl Beige, alloy wheels in 5-twin-spoke design

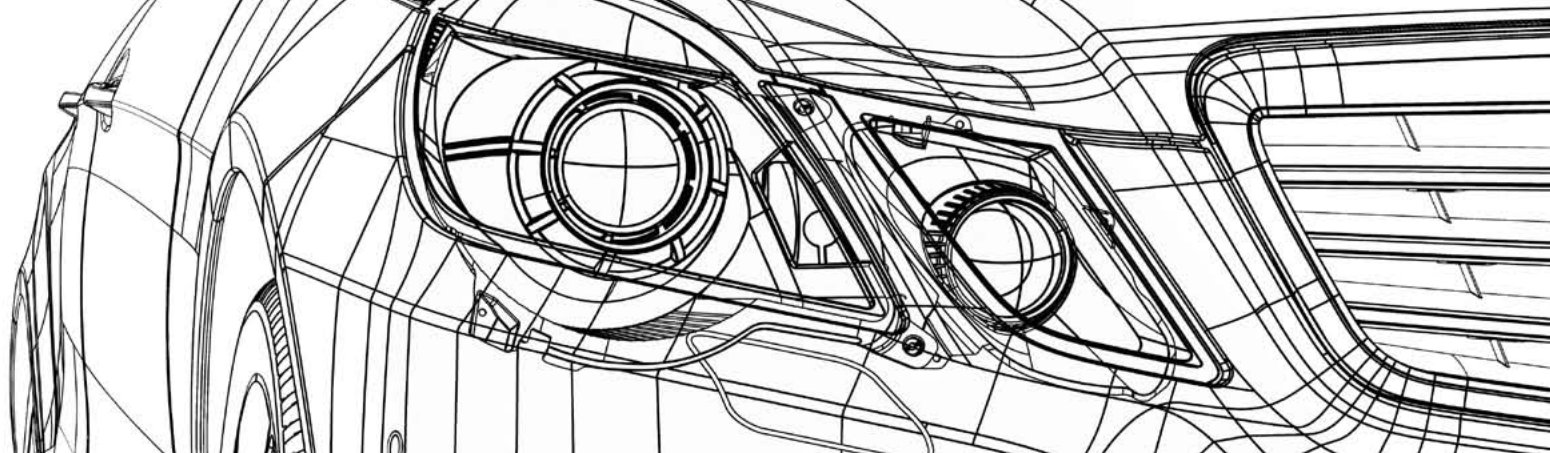
E 63 AMG | Saloon | page 11
Iridium Silver

E 350 BlueEFFICIENCY Avantgarde | Estate | page 13
Indium Grey, alloy wheels in 5-twin-spoke design

E 350 BlueEFFICIENCY Sport | Estate | page 14
Palladium Silver, alloy wheels in 6-twin-spoke design

Specifications shown may include optional equipment and accessories





Facts

Refined pleasures: engines, transmissions and adaptive suspension systems.

Engines | from page 20

Suspension: agility and ride comfort, Direct Control suspension, Direct Steering and AirMATIC.

Suspension | from page 28

Better protected than ever: optimum all-round safety thanks to innovative technology, plus personal protection with the Mercedes-Benz E-Guard.

Safety | from page 30

Stress-relieving comfort: supportive seats, intelligent assistants and high-quality audio and navigation systems.

Comfort | from page 34

The dynamic side of the E-Class: the E 63 AMG interior and exterior; the sporty characteristics of the AMG Performance Studio.

AMG | from page 44

Your personal E-Class: lines and packages, standard equipment and optional extras, upholstery, wheels and Retailer-fit accessories.

Equipment | from page 51

More Mercedes-Benz: test drive, Mercedes-Benz Finance and Insurance, Factory Collection, Interactive Owner's Manuals, Roadside Assistance and Mercedes-Benz World.

Services | from page 72

The E-Class in figures: dimensions, colours and model data.

Technical data | from page 74





Six decades of the finest saloons. The E-Class family tree dates back to 1947, when the 170 V, the first post-war Mercedes-Benz passenger car, was introduced.

It laid the foundation for the many great mid-sized Mercedes-Benz saloons that followed – such as the ‘Ponton’, the legendary ‘Fintail’, and the ‘Stroke 8s’, whose name denoted their debut year of 1968 and whose timeless design still stirs the soul of many a Mercedes aficionado.

The Stroke 8s’ replacement, known internally as W 123, proved even more popular, setting a new sales record during its nine-year run, before handing over to W 124 in 1984, the car that later became the first Mercedes-Benz to officially take the name ‘E-Class’.

It, in turn, was followed in 1995 by the first E-Class to feature the ground-breaking twin-headlamp face.

Now the ninth generation – internal designation W 212 – has moved the E-Class on again, combining the best of its illustrious predecessors and paying tribute to them in its styling, with rear wings reminiscent of the Ponton’s sleek flanks and a reinterpretation of the distinctive twin-headlamp design. What’s more, it benefits from over eight generations’ worth of progress in safety and comfort, and features its own fair share of innovations too. True to its past and yet ready for the future, it’s a worthy inheritor of the E-Class tradition.





Similarly distinctive

Like its predecessors, the latest E-Class is unmistakably a Mercedes. And yet it's also unique and highly distinctive. With its arrow-like nose, athletic flanks and wide, elegant rear, it opens up a new chapter in E-Class design.





Consistently adaptable

Few cars leave you feeling as relaxed at the end of a journey as an E-Class. Its suspension adapts to different situations and irons out imperfections with ease, ensuring maximum harmony and minimum harshness. → page 28





Invitingly distant

Safety and comfort go hand in hand in the E-Class. With technology that monitors blind spots and maintains your distance from the vehicle in front, it not only makes driving more relaxing, but a great deal safer too.

→ pages 30–32

The optional Driving Assistance Package – includes Distronic Plus radar-assisted cruise control, Pre-Safe® Brake, Active Blind Spot Assist and Active Lane-Keeping Assist



Quietly impressive

The sharp looks are backed up by a highly focused drive.
The engines deliver effortless performance, while advanced
technology helps to keep enjoyment high, but emissions low.

→ pages 20–25



Calmly vigilant

There's nothing more reassuring than a travel companion who always looks out for you – someone who remains alert at all times and recognises potential dangers. Attention Assist does just that. It monitors your behaviour at the wheel and can alert you if it spots signs of drowsiness, helping you to stay safe at night or on long journeys. → page 30



Beautifully durable

Some pleasures never pale. Built to the highest standards using only the finest materials, the E-Class interior remains as beautiful after many years as it was on day one. → pages 51–63





Passionately contemporary

The E 63 AMG combines the world of motorsport with the effortless superiority of an executive saloon. Attributes include handling dynamics, agility and power as well as composure and superlative comfort. This is no contradiction but, rather, an expression of complete individuality. Whether it be high-class athlete, watchful companion or single-minded manager, you determine the character of the E 63 AMG yourself. → pages 44–49





The invention of the luxury estate. Up to the late 1970s, the only way to gain extra load-carrying capacity from a Mercedes was to take it to a specialist coachbuilder. The idea of an official Mercedes estate seemed almost unthinkable. And yet in 1977, at the Frankfurt Motor Show, Mercedes-Benz unveiled just such a car: the new W 123 T (the 'T' standing for Tourism and Transport).

It went into production the following year and proved an instant hit, winning plaudits both for its touring ability and for its practicality – and far exceeding all sales expectations. A new kind of Mercedes was born: the luxury estate.

Since then, such estates have become an integral part of the E-Class range, and the latest generation is no exception. Like its predecessors, the E-Class Estate offers all the comfort, safety and elegance of its saloon counterpart but with the added versatility of a larger load compartment – and a personality that's all its own.

Aerodynamic design – because less resistance means more performance

Stylish lines – because practical can be beautiful too



Advanced paint technology – because good looks are worth preserving

Elegant rear – because it's an E-Class from start to finish



Two-zone automatic climate control – because some like it hotter than others

Active Bonnet – because pedestrians don't come with crumple zones



Ergonomic seat design – because your back will thank you for it

Pre-Safe® – because of the way it can introduce preventive measures



Sturdy roof rails – because extra cargo requires extra care

Attention Assist – because sometimes it pays to take a break



Eight-speaker audio system – because in-car entertainment is for all



Attractive load compartment – because even luggage deserves to travel in style

Sumptuous cabin – because driving time should be quality time

Easy-Pack automatic powered tailgate – because loading up shouldn't be a strain

1,950-litre load capacity – because you can never have too much space



Quality materials – because it's a Mercedes-Benz

Versatile seating – because needs change from one journey to the next

Luxurious rear – because everyone wants to travel first class

Generous legroom – because comfortable passengers are contented passengers



20 **BlueEFFICIENCY**21 **BlueEFFICIENCY for the E-Class**22 **Diesel engines**

4-cylinder diesel engines

6-cylinder diesel engine

24 **Petrol engines**

4-cylinder petrol engines

6-cylinder petrol engine

8-cylinder petrol engine

26 **Transmissions**

6-speed manual transmission

7G-Tronic Plus automatic
transmission28 **Suspension**

Direct Control suspension

Direct Steering

AirMATIC

30 **Safer driving**

Attention Assist

Night View Assist Plus

Intelligent Light System

Lane-Tracking Package

Driving Assistance Package

32 **Anticipating danger and
occupant protection**

Pre-Safe® system

Airbags

Active Bonnet

33 **E-Guard**34 **Multimedia systems**

Navigation 50

COMAND Online

multimedia system

Harman Kardon® Logic 7®

surround sound system

Rear seat entertainment system

36 **Electronic assistants**

Speed Limit Assist Plus

Parktronic with Advanced

Parking Guidance

Reversing camera

38 **Climate systems**

Automatic climate control

Luxury automatic

climate control

Comfort-ventilated front seats

39 **Seats**

Memory Package

Dynamic multi-contour seats

40 **Load compartment
management**

Easy-Pack Quickfold

Easy-Pack folding floor

Easy-Pack load-securing kit

42 **Load space**

Luggage capacity

Easy-Pack load

compartment cover

Easy-Pack automatic

powered tailgate

E-Class Saloon and Estate in detail



44 AMG

E 63 AMG exterior
E 63 AMG interior
E 63 AMG technology
AMG Performance Studio

51 Lines, upholstery and trim

SE
Avantgarde
Sport

57 Equipment packages

Luxury Package
Exterior Styling Package
designo

67 Standard equipment**68 Optional extras****69 Alloy wheels**

Standard wheels
Optional wheels
Retailer-fit wheels

71 Retailer-fit accessories**72 Services**

Test drive
Mercedes-Benz Finance
and Insurance
Factory Collection
Interactive Owner's Manuals
Roadside Assistance
Mercedes-Benz World

74 Dimensions

Saloon dimensions
Estate dimensions

76 Technical data

Saloon data
Estate data

80 Paint finishes

BlueEFFICIENCY – technology for more efficient driving



Our comprehensive BlueEFFICIENCY measures have already brought significant cuts in fuel consumption to many current Mercedes-Benz models, helping to lower both their CO₂ emissions and their running costs. What's more, we are continuing to develop new environmentally friendly technologies that will reduce emissions even further and help to make motoring more sustainable in the long term.

BlueEFFICIENCY – the Mercedes-Benz efficiency drive. In addition to highly advanced and efficient engines, BlueEFFICIENCY models come with a range of energy-saving measures that enable fuel consumption and CO₂ emissions to be reduced by up to 25%. These measures vary from model to model but can include ECO start/stop, on-demand ancillary components and low-resistance tyres, as well as aerodynamic optimisation and the use of lightweight materials.

BlueTEC – cleaner diesel power. BlueTEC is our cleanest diesel technology to date. Its combination of advanced common-rail direct injection, optimised combustion and modular emissions control systems reduces particulate levels by up to 95% and removes up to 90% of nitrogen oxides, leaving little but water, harmless nitrogen and the satisfaction of knowing you've done your bit for the environment.

HYBRID and BlueTEC HYBRID – the future of internal combustion. The next stage in our efficiency drive, hybrid drivetrains will bring new levels of fuel efficiency and emissions reduction to tomorrow's Mercedes-Benz passenger cars. The diesel equivalent, BlueTEC HYBRID, combines the benefits of hybrid drive with the clean-burn technology of BlueTEC.

Innovative designs, the new direction: E-CELL and F-CELL. We have developed two locally emission-free drives, which since 2010 are produced in small numbers. The B-Class F-CELL¹ utilises hydrogen to generate electricity for the electric motor; the A-Class E-CELL¹ draws its energy directly from two lithium-ion batteries.

Design for Environment. Our environmental philosophy is not just about in-car technologies. It also involves taking the entire lifecycle of each vehicle into account, from its initial planning to its end-of-life recycling. In addition, Mercedes-Benz is involved in the development of alternative fuels and conducts research in the field of bionics.

For more information about our holistic approach, see www.mercedes-benz.co.uk/blueefficiency

¹ Provisional efficiency rating: A++

Figures are not based on an individual vehicle and do not constitute part of the product offer; they are provided solely for purposes of comparison between different models



BlueEFFICIENCY for the E-Class

The E-Class continues our tradition of responsible innovation, introducing a range of technologies that increase fuel economy and reduce emissions. Even its exterior design is efficient, thanks to class-leading aerodynamics.

We take our environmental responsibilities seriously. Drivers, too, are increasingly aware of the importance of reducing emissions and fuel consumption. Which is why almost all

E-Class models are BlueEFFICIENCY models. BlueEFFICIENCY is cleaner technology for the here and now, and includes the following energy-saving measures:



- 1 ECO start/stop
- 2 Aerodynamically enhanced radiator shutter on all 4-cylinder models and on E350 BlueEFFICIENCY
- 3 Intelligent alternator for brake energy recovery
- 4 Optimised engines with direct injection, turbocharging and smaller displacements
- 5 Shift point indicator for all manual transmission models
- 6 ECO power steering pump; only active when required
- 7 Intelligent fuel pump; only uses the power it needs
- 8 Low-resistance tyres on 16" and 17" wheels
- 9 Air-conditioning compressor only active when required

Specification varies from model to model

Diesel engines

The refined E-Class diesel engines maximise power and performance while reducing emissions and fuel consumption.

4-cylinder diesel engines. The E-Class offers a choice of efficient 4-cylinder diesel engines. Thanks to a host of innovative technologies such as advanced common-rail injection and ECO start/stop, all three offer torque performance and yet achieve significant reductions in fuel consumption and CO₂ emissions compared to their predecessors.

The 4-cylinder diesel engines feature our latest-generation common-rail diesel system, which combines high-pressure injection at up to 2,000 bar, ultra-precise piezo injectors and optimised combustion chambers. In conjunction with twin turbochargers, the increased injection

pressures ensure impressive levels of torque are available at any engine speed. The engines also feature twin balancer shafts for enhanced refinement, an intelligent alternator that enables brake energy to be recovered when coasting, and a radiator shutter which reduces drag when the engine requires less cooling.

The following 4-cylinder diesel models are available, all of which are fitted with diesel particulate filters and meet the EU5 emissions standard.

- E 200 CDI BlueEFFICIENCY with 136 hp (100 kW), with maximum torque of 360 Nm and CO₂ from 134 g/km

- E 220 CDI BlueEFFICIENCY with 170 hp (125 kW), with maximum torque of 400 Nm and CO₂ from 129 g/km
- E 250 CDI BlueEFFICIENCY with 204 hp (150 kW), with maximum torque of 500 Nm and CO₂ from 129 g/km

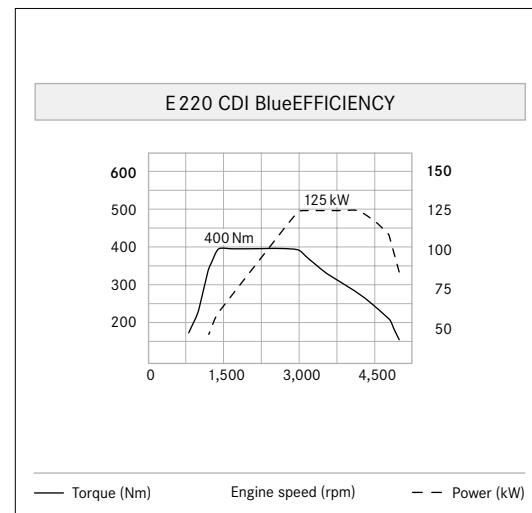
V6 diesel engines. With an output of 265 hp (195 kW), the E 350 CDI BlueEFFICIENCY is the most powerful of E-Class diesels. Its V6 engine features precisely controlled high-pressure piezo injection and delivers peak torque of 620 Nm. The result is impressive acceleration in any gear and at any speed.



With the continued development of BlueTEC technology the E 350 BlueTEC achieves considerably lower nitrous oxide emissions despite an output of 211 hp (155 kW) with 540 Nm torque. BlueTEC represents developments relating to the treatment of exhaust emissions – making it one of the cleanest diesel technologies available today.



Three 4-cylinder diesel engines are available for the E-Class



The E 220 CDI BlueEFFICIENCY delivers impressive power and torque

Petrol engines

The E-Class offers a wide range of efficient petrol engines, featuring innovative technologies that cut fuel consumption by up to 20% and further reduce CO₂ emissions. All our engines meet the stricter EU5 standard for exhaust emissions.

4-cylinder petrol engines. By combining direct injection, variable valve control and turbo technology, the 4-cylinder E-Class petrol engines achieve impressive levels of power and torque, as well as low fuel consumption and emissions. Injecting fuel directly into the combustion chamber results in a more complete combustion process, which helps to increase the engine's efficiency, while variable valve control means there's always just the right amount of fuel in the cylinders. The engines' lower weight and reduced friction further reduce their fuel consumption, and the twin balancer shafts ensure optimum refinement at all speeds. There are two 4-cylinder petrol variants to choose from:

- E 200 BlueEFFICIENCY, 184 hp (135 kW) and 270 Nm
- E 250 BlueEFFICIENCY, 204 hp (150 kW) and 310 Nm

V6 petrol engine. The 6-cylinder E 350 BlueEFFICIENCY benefits from a range of advanced engine technologies, including four valves per cylinder, variable camshaft control for both intake and exhaust, a two-stage intake manifold and balancer shafts. In addition, it comes equipped with second-generation direct petrol injection, which combines high-pressure piezo injection with spray-guided combustion for enhanced efficiency and reduced emissions.

To cut fuel consumption even further, the engine is fitted with energy-saving alternator and fuel pump systems. The E 350 BlueEFFICIENCY develops 306 hp (225 kW) plus a maximum 370 Nm of torque.

BlueDIRECT V8 engine. The E 500 BlueEFFICIENCY's intercooled biturbo V8 delivers noticeably improved performance, an output of 408 hp (300 kW) and a maximum 600 Nm of torque at just 1,600 rpm making for instant and effortless acceleration in almost any situation. It also achieves lower fuel consumption than its predecessor and reduces emissions accordingly, thanks to its

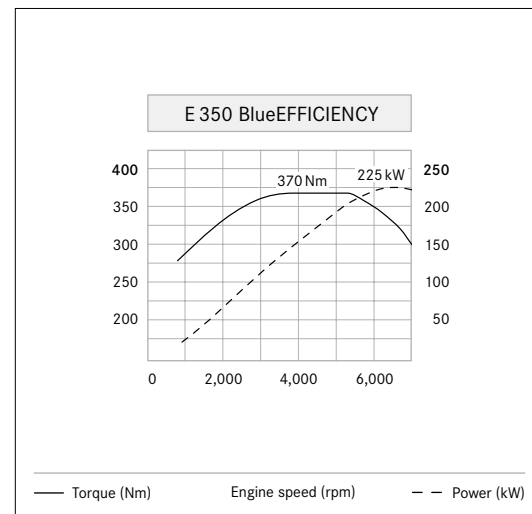


lightweight construction, smaller displacement of 4.7 litres, direct petrol injection with fast and precise piezo injectors and fuel-saving BlueEFFICIENCY measures.

The most powerful E-Class engine is the E 63 AMG's 5.5-litre biturbo V8. It generates a mighty 525 hp (386 kW) and 700 Nm or, with the optional AMG Performance Package fitted, an even more remarkable 557 hp (410 kW) and 800 Nm of torque.



The E 350 BlueEFFICIENCY features high-pressure direct injection with piezo-electric technology



This state-of-the-art petrol engine combines refinement and performance with low fuel consumption and emissions

Transmissions

The E-Class transmissions are tailored to the needs of each model. They offer a choice of manual and automatic systems, enable you to opt for a sporty or economical driving style, and are ergonomic and easy to use.

6-speed manual transmission. The 4-cylinder E 200 CDI, E 220 CDI, E 250 CDI and E 200 come with a 6-speed manual transmission as standard. It offers quick and precise gear changes, with ratios carefully matched to engine performance, and helps you save fuel by indicating the most efficient downshift point in the instrument panel. In addition, the hold function prevents the car from rolling back on steep inclines, while the Hill Start Assist helps you to pull away smoothly.


7G-Tronic Plus. 7G-Tronic Plus automatic transmission is fitted as standard on the E 250

BlueEFFICIENCY, E 350 CDI BlueEFFICIENCY and E 350 BlueEFFICIENCY, and is available as an option for the E 200 CDI BlueEFFICIENCY, E 200 BlueEFFICIENCY, E 220 CDI BlueEFFICIENCY and E 250 CDI BlueEFFICIENCY. These 7-speed transmissions ensure the engine is always operating at the ideal speed, helping to reduce fuel consumption and making for a more relaxing drive. They also increase your driving pleasure, giving you better acceleration thanks to their ability to shift down more than one gear at a time, allowing for more rapid overtaking. 7G-Tronic Plus features a Direct Select steering column gear shift lever which can either be left

in automatic mode or switched to manual for sportier gear changes via the steering wheel gear shift paddles.



Direct Select lever on the steering column



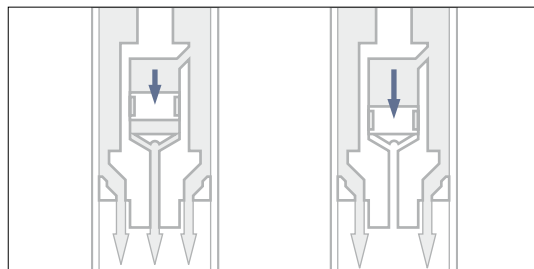
7G-Tronic Plus: the result of 50 years' and 18 million transmissions' worth of experience



Suspension

Agility and comfort whatever the situation or surface: the standard Direct Control suspension and optional AirMATIC system are designed to please drivers and passengers alike.

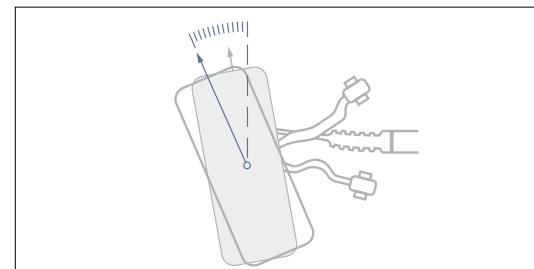
Direct Control (standard). The Direct Control suspension gives the E-Class a perfect blend of agility and ride comfort. Its Adaptive Damping System automatically adjusts the damper settings to suit the situation, and the optimised shock absorption and excellent stability make light work of poor surfaces. On the Avantgarde and



For optimum agility and comfort, the Direct Control suspension automatically alters the damper settings to suit the situation

Sport, the Direct Control suspension is lowered by 15 mm for an even more dynamic feel.

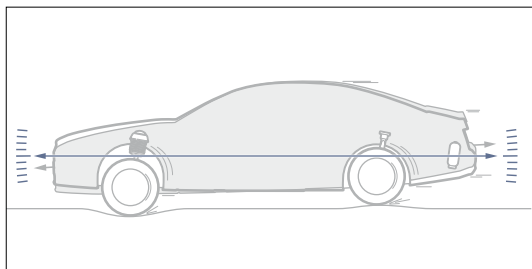
Direct Steering (standard on V6 Avantgarde models and all Sport models). A modified steering ratio reduces the amount of lock required for tighter turns, such as when parking or in sharp bends. This not only makes the driving experience more effortless, but more entertaining too.



Direct Steering reduces the amount of lock required to turn the wheels, giving you a sportier feel when cornering

AirMATIC air suspension (optional). Thanks to AirMATIC's Adaptive Damping System, it can adjust the dampers to suit the driving style, situation and load level. AirMATIC lets you choose between comfort and sport settings and can switch to a firmer set-up automatically if necessary. It comes with a self-levelling

function that maintains a constant ride height even when the car is fully laden, and also allows you to alter the ride height manually. AirMATIC suspension is optional on V6-engined models.



The AirMATIC air suspension system enhances ride comfort, especially on poor surfaces



Safer driving

The E-Class is available with a range of electronic driving aids that help you stay relaxed and steer clear of danger. They can recognise potentially hazardous situations and intervene to prevent an accident occurring while you are driving.

Attention Assist (standard). Particularly beneficial on long journeys, Attention Assist helps to detect signs of fatigue. Between speeds of approximately 50 and 110 mph, it analyses the driver's behaviour via an array of sensors and uses the data to create an individual driver profile. This enables it to spot unexpected changes that may indicate tiredness and to then alert the driver accordingly.



If it detects signs of fatigue, Attention Assist suggests taking a break

Night View Assist Plus (optional). This infrared camera system captures the entire area that would be illuminated on high beam and shows a greyscale image of it on the central display unit. In situations where switching to high beam is not appropriate, Night View Assist Plus ensures you have a clearer picture of the road ahead, enabling you to react faster should you encounter pedestrians, animals or objects.



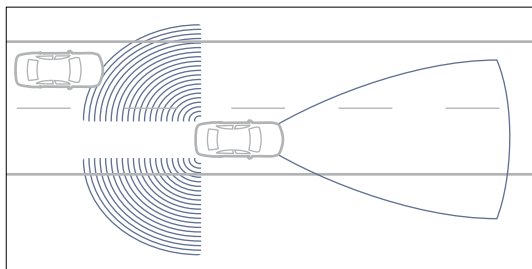
Night View Assist Plus helps drivers to spot pedestrians by highlighting them on the screen

Intelligent Light System (standard¹). The Intelligent Light System includes bi-xenon headlamps, dynamic range adjustment, Adaptive High Beam Assist and the Active Light System, which angles the headlamp beams in bends, giving them up to 90% better coverage of the road ahead. This helps you to see potential hazards much sooner and significantly enhances safety, especially on winding roads. Adaptive High Beam Assist dips the headlamps only as far as is necessary to prevent other drivers from being dazzled, thus further improving visibility and avoiding sudden changes between high beam and dipped. The Intelligent Light System is standard on the Avantgarde and Sport; the SE has LED daytime running lights as standard.

¹Not available on SE

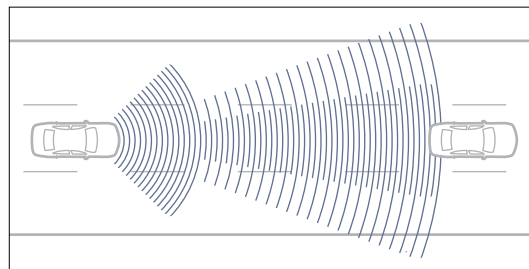
Lane-Tracking Package (optional). Providing enhanced safety during lane changes, the optional Lane-Tracking Package combines Lane-Keeping Assist and Blind Spot Assist.

Driving Assistance Package (optional). This option package includes Distronic Plus radar-assisted cruise control, Active Lane-Keeping Assist and Active Blind Spot Assist.



Active Lane-Keeping Assist and Active Blind Spot Assist can help to alert the driver to potential hazards

Distronic Plus helps you to maintain the required distance from the vehicle in front. Thanks to the integrated Pre-Safe® Brake, it can also detect if a collision is likely to be unavoidable and initiate emergency braking approx. 0.6 seconds before the impact, thereby significantly reducing its severity. Active Blind Spot Assist monitors the car's sides and rear three-quarters and can alert the driver to the



On busy motorways, Distronic Plus maintains your distance from the vehicle in front and brings the car to a standstill if necessary

presence of a vehicle via a symbol in the corresponding exterior mirror. Should the driver continue with a lane change despite a further acoustic warning, the system instructs the ESP® control unit to correct the car's course. Active Lane-Keeping Assist, meanwhile, constantly monitors lane markings and, if it notices the car veering out of lane, alerts the driver by gently vibrating the steering wheel. Should the driver still fail to react, the system can automatically initiate corrective braking.

Anticipating danger and occupant protection

In the event of an accident, the E-Class does everything it can to minimise the consequences. In addition to a high-strength bodyshell, it features a range of intelligent systems that help to protect you, your passengers, and pedestrians too.

Pre-Safe® system (standard). If a probable impact is detected, the Pre-Safe® system can take anticipatory measures to protect the

occupants, such as activating the reversible seat belt tensioners, and automatically closing the windows and sunroof (if fitted).



To satisfy our exacting safety standards, the E-Class engineers optimised the geometry, thickness, quality and connections of every single bodyshell component

Airbags, sidebags and windowbags (standard). For all-round occupant protection, the E-Class comes with dual-stage front airbags, sidebags and pelvisbags for the driver and front seat passenger, driver's kneebag and windowbags on each side. Rear side bags are available as an option.

Active Bonnet (standard). The E-Class comes with Active Bonnet technology. In the event of a collision, the rear of the bonnet is raised by 50 mm, helping to reduce the risk of injury to pedestrians or cyclists.



E-Guard

Your security is in good hands with the E-Guard. It benefits from factory-fitted ballistic protection and 80 years of armoured vehicle expertise.

Like every Mercedes-Benz Guard vehicle, the E-Guard was developed from the ground up for fully-integrated protection. On the outside, it's

indistinguishable from a production E-Class, but under the skin there's an array of special E-Guard components. To ensure these compo-

nents conform to our high standards of structural rigidity, dimensional stability, corrosion protection and finish quality, the E-Guard goes through the same bodyshop processes as any Mercedes-Benz production car and is subjected to the same quality and safety tests. Before a Mercedes-Benz Guard vehicle is passed fit for purpose, however, it also has to demonstrate its bullet resistance in a range of ballistic tests. In addition, the brakes, suspension and electronic safety systems are all calibrated to take account of the extra weight, ensuring the E-Guard not only offers optimum personal protection, but also the comfort you'd expect from a Mercedes-Benz.



The E-Guard: equipped to handle extreme situations, with VR4 ballistic resistance as tested and certified by internationally recognised institutions



Multimedia systems

Entertainment is never in short supply in the E-Class – especially with options such as Navigation 50 or the COMAND Online multimedia system fitted. COMAND Online offers a wide range of audio and video functions, plus hard disk-based navigation with dynamic route guidance.



COMAND Online combines telephone, audio and navigation functions and includes Linguatronic voice control

Navigation 50 (optional). This high-quality audio system not only entertains you all the way to your destination. It gets you there as swiftly as possible too, thanks to 4 GB flash memory-based navigation with full-colour mapping and TMC (Traffic Message Channel).

COMAND Online multimedia system (optional). COMAND Online plays your audio and video DVDs, your CDs and even your MP3 files. It features either a single CD player as well as a tuner, an equaliser with speed-sensitive volume adjustment, an SD card slot and a 10 GB music register. Also included are Linguatronic voice control, hard disk-based navigation with optimised map graphics and an integrated web browser. COMAND Online is operated via an



intuitive and easy-to-reach controller in the centre console, with all the functions and information shown on the central 7-inch display. It lets you access the internet as well as a variety of Mercedes-Benz services (internet-enabled mobile required).

Both COMAND Online and Navigation 50 come with a **Media Interface**, for connection of external media devices.

Harman Kardon® Logic 7® surround sound system (optional). With 14 speakers, including one subwoofer, a 610-watt output and Dolby Digital 5.1, this is high-end audio for a truly exceptional listening experience.



14 speakers for the ultimate listening experience: the Harman Kardon® Logic 7® surround sound system

Rear seat entertainment system (optional).

The rear seat entertainment system comprises a CD/DVD player, two 8-inch TFT colour displays on the front head restraints, two sets of headphones, remote control and two aux-in connections, allowing the rear passengers to watch films or connect a games console during the journey. Both displays can be used independently of one another.



The two displays for the rear seat entertainment system are integrated in the front-seat head restraints

Electronic assistants

The E-Class does everything it can to make your journey easier. The standard Advanced Parking Guidance system and optional Speed Limit Assist Plus and reversing camera take the strain out of low-speed manoeuvres.



Speed Limit Assist Plus also indicates temporary speed limits

Speed Limit Assist Plus (optional). Always safely within the speed limit: Speed Limit Assist Plus can detect speed-limit signs and display them as symbols on the instrument cluster. They remain displayed there until the speed restriction is lifted or changed. To this end, a windscreen-mounted camera monitors the area in front of the car on a permanent basis. Its trained eye filters out round traffic signs indicating the speed limit. It makes no difference whether the speed-limit sign is at the side of the road or on a gantry above the road. Speed Limit Assist Plus also detects rectangular speed-limit signs, for example those seen when entering or leaving towns. In such cases, the system scans the data stored on the navigation system's digital map. Speed Limit Assist Plus is especially helpful on routes with variable speed

limits or road works. In addition, Speed Limit Assist Plus compares the displayed speed limits with the data stored in the navigation system.

Front and rear Parktronic with Advanced Parking Guidance (standard). These intelligent parking aids help you to find a suitably sized gap and manoeuvre safely into it. When driving at low speeds, the ultrasound sensors automatically measure up potential parking spaces. If they find one that fits the bill, the system then offers visual and audible guidance as you steer.

Reversing camera (optional with COMAND Online only). This rear-mounted camera helps to ensure there are no nasty surprises when reversing, showing you on the central display unit what's immediately behind the car.



Advanced Parking Guidance alerts you to suitable parking spaces and guides you expertly in



The reversing camera's wide-angle lens captures the area immediately behind the car

Climate control

The right cabin climate makes for a relaxed, alert driver and contented passengers. Which is why the E-Class lets everyone choose their own individual temperature settings.

Automatic climate control (standard). The standard climate control system automatically maintains your desired cabin temperature and air flow settings, and can compensate for bright sun, thanks to a windscreen-mounted sensor that measures the intensity and angle of sunlight. It also includes separate air vents for rear seat passengers, as well as a chilled glove

compartment, an air recirculation function, and a combined dust and activated charcoal filter that even captures particulates.

Luxury automatic climate control (optional). With luxury automatic climate control, everyone can determine their own individual temperature settings. It includes separate controls for the

driver, front passenger and those in the rear, plus extra vents in the B-pillars and an additional blower below the centre console. It also lets you choose between three different air flow styles: diffuse, medium and focused.

Comfort-ventilated front seats (optional).

For all-season comfort, the air-conditioned front seats give you a choice between active seat ventilation and one of three different heat settings. Once you've had time to cool down or warm up, they reduce the heat or ventilation level automatically.



The luxury automatic climate control system is intuitive and easy to use



Seats

The E-Class seats are designed to meet the very highest standards of comfort, ergonomics and safety.

Memory Package (optional). With the Memory Package fitted, both front seats are fully electrically adjustable via user-friendly controls in the doors. The package also allows up to three separate settings for the driver's seat, steering column and exterior mirrors to be stored and recalled.



The door-mounted controls of the optional Memory Package

Dynamic multi-contour seats (optional). The dynamic multi-contour seats ensure optimum support for those in the front. Individually controlled air chambers allow the seats to adapt to the occupant's body shape, and the seat length, side bolsters and lumbar supports are all pneumatically adjustable. In sportier

driving, the bolsters can automatically increase the level of side support, and there's also a seven-zone dynamic massage function for maximum in-car relaxation.



Dynamic multi-contour seat controls



Load compartment management

The E-Class Estate not only offers an exceptionally generous load compartment, it also has a range of intelligent solutions that help you make the most of the space.



The Easy-Pack folding floor opens to give access to the compartment beneath, while the cargo rails of the optional Easy-Pack load-securing kit help to keep luggage firmly in place



Easy-Pack Quickfold (standard). Thanks to the Quickfold release levers on the E-Class Estate's D-pillars, the rear seat can be folded forward from the load compartment. The backrest can also be released with a single pull of the C-pillar lever. Even with both backrest sections upright, the load compartment offers a generous 695 litres of luggage space.

Easy-Pack folding floor (standard). The two-piece Easy-Pack folding floor offers easy access to the 112-litre underfloor compartment. This additional stowage space can be used to keep smaller items safe. There's also a compartment tray under the floor as well as a collapsible crate.

Easy-Pack load-securing kit (optional). With its cargo rails and telescopic bar, the Easy-Pack load-securing kit allows you to divide the load area into adjustable zones. The kit also includes a retractable cargo belt for securing items to the side of the luggage compartment and a sill guard that protects against chips and scratches when loading and unloading.



The Easy-Pack Quickfold lever on the D-pillar lets you fold the rear seats forward from the load compartment

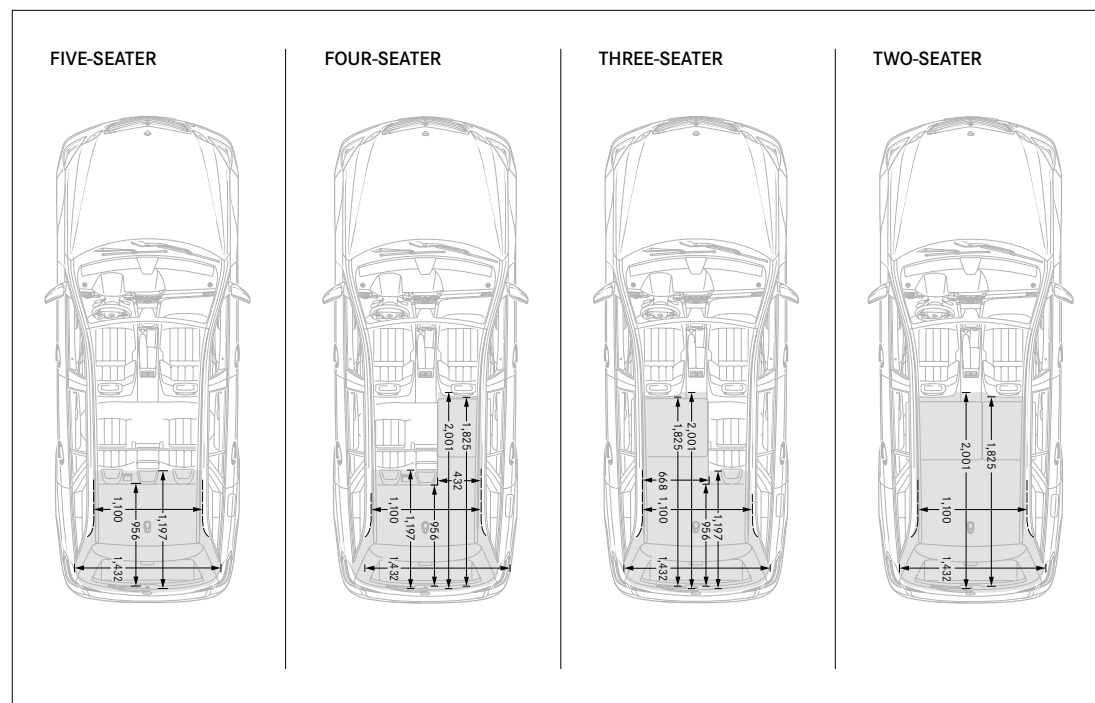


The rear seat backrest can also be quickly and easily released via a lever on the C-pillar



Load space

With intelligent features and up to 1,950 litres of luggage capacity, the E-Class Estate is a class-leading load-carrier.



Luggage capacity. A length of 4.89 metres and a width of 1.85 metres enable the E-Class Estate to offer exceptional interior space. The load compartment swallows a vast 1,950 litres of luggage or, with the optional folding rear-facing child seats in place, accommodates a family of seven. In addition, the rear seat has a 1/3:2/3 split for even more seating permutations.



The optional folding rear-facing seats for the load compartment offer space for two extra passengers of up to 140 cm or 50 kg

Easy-Pack load compartment cover (standard).

The E-Class Estate features a load compartment cover that shields luggage from bright sun and prying eyes. For easy access, it lifts automatically as the tailgate opens and returns to its starting position when the tailgate is closed.

The cover comes in your chosen interior colour and also features a safety net that protects the occupants against injury from items in the load compartment. The net can be attached to either the B- or C-pillars according to the size of your load. Other practical load compartment details include side nets that enable smaller items to be stowed tidily and safely, bag hooks that pop out at the push of a button and a 12-volt socket.

Easy-Pack automatic powered tailgate

(standard). The electro-mechanically Easy-Pack powered tailgate can be opened remotely from the driver's seat or via the car key and closed again by simply pressing a button in the tailgate. In addition, it can be stopped part way to avoid contact with low ceilings – when parked in a garage for instance.



The Easy-Pack load compartment cover lifts automatically when the tailgate is opened



The Easy-Pack automatic powered tailgate opens and closes at the touch of a button and can also be stopped part way

E 63 AMG exterior

The E 63 AMG has a look that leaves no doubt as to its sporting intentions. AMG front and rear aprons, side skirts and wider front wheel arches reflect the muscular power of its 525 hp (386 kW) engine, while the AMG-specific LED daytime running lights and 19" AMG 5-twin-spoke alloy wheels further set it apart.

EXTERIOR

19" AMG 5-twin-spoke alloy wheels

AMG Direct Control sports suspension

Intelligent light system with bi-xenon headlights

AMG high-performance braking system

AMG-specific LED daytime running lights

AMG sports exhaust system with chromed twin tailpipes each side

AMG bodystyling comprising front and rear aprons and side skirts

Metallic paint

Panoramic sunroof



E 63 AMG shown with optional Driving Assistance Package and AMG 10-spoke alloy wheels (no-cost option)



E 63 AMG shown with AMG 10-spoke alloy wheels (no-cost option)

E 63 AMG interior

The performance pedigree of the E 63 AMG is as evident inside as out. At the heart of its high-tech cabin is the AMG Drive Unit with E-Select shift lever, allowing you to tailor the driving experience to your taste. The innovative technology is accompanied by first-class materials, such as fine leather for the ergonomic AMG sports seats and AMG 3-spoke sports steering wheel, plus brushed stainless steel for the AMG door sill strips and AMG sports pedals.

INTERIOR

AMG 3-spoke nappa leather steering wheel with Alcantara® inserts

AMG Drive Unit with E-Select gear shift lever

AMG door sill strips in brushed stainless steel

AMG instrument cluster with Racetimer

AMG speed-sensitive sports steering

AMG leather sports seats with enhanced side support


COMAND Online multimedia system

Memory Package

Heated front seats

Surround sound system - Harman Kardon® Logic 7®





Interior shown with optional AMG Luxury Package and comfort-ventilated seats



E 63 AMG technology

The E 63 AMG delivers breathtaking performance, power and agility – and lets you switch between sport and comfort settings at the touch of a button.

AMG 5.5-litre biturbo V8 engine. The E 63 AMG offers breathtaking performance coupled with remarkable efficiency, thanks to an AMG V8



The AMG 5.5-litre biturbo V8 engine uses racing technology to deliver breathtaking performance

that delivers up to 557 hp (410 kW) and 800 Nm of torque (with optional AMG Performance Package Plus) as well as a typically muscular sound. The comparatively low fuel consumption is achieved courtesy of a range of innovative technologies, including direct petrol injection with spray-guided combustion, twin turbochargers, intelligent alternator management and the Controlled Efficiency driving mode with ECO start/stop function.

AMG Speedshift MCT 7-speed automatic transmission. This high-tech transmission offers the ultimate in flexibility. In addition to



The AMG Speedshift MCT 7-speed automatic transmission offers variable driving modes for maximum enjoyment



Race Start and automatic throttle blipping, it also provides four individual transmission modes: Comfort, or 'C' for short, optimises fuel economy, while 'S' (Sport), 'S+' (Sport Plus) and 'M' (Manual) deliver a more performance-orientated drive, with upshifts taking less than 100 ms thanks to the partial suppression of individual cylinders. In place of a conventional torque converter, there's a compact wet clutch that instantaneously translates accelerator pedal movements into forward thrust, while guaranteeing optimum traction.

AMG Ride Control sports suspension.

The E 63 AMG features a wider front axle that considerably improves lateral dynamics, and boasts an electronically controlled damping system that instantly maximises agility or comfort according to the situation. Its set-up can also be adjusted to suit the driver's tastes and needs: the AMG Ride Control sports suspension comes with manually selectable 'Comfort', 'Sport' and 'Sport Plus' modes, and there's a choice of 'On', 'Off' or 'Sport Handling Mode' settings for the Electronic Stability Programme (ESP®). In addition, E 63 AMG models feature an AMG speed-sensitive sports steering system that offers optimum precision and rapid turn-in, plus AMG high-performance brakes

whose 360 mm discs and highly durable race-tested composite technology ensure exceptional stopping power and fade resistance.



The AMG Ride Control sports suspension with wider front axle offers improved lateral dynamics

AMG Performance Studio

The AMG Performance Studio offers a range of ways in which to give the E63 AMG an even more dynamic look and feel. The AMG Performance Package Plus, for instance, adds an AMG carbon-fibre bonnet and boot lid spoiler, red-painted AMG brake calipers and an AMG Performance steering wheel with Alcantara® inserts. It also raises the engine's output to 557 hp (410 kW) and increases maximum torque to 800 Nm. Other options include AMG Performance suspension for an even tauter set-up, an AMG limited-slip differential that further enhances traction and AMG ceramic composite brakes with painted brake calipers. This makes for a system that is 40% lighter, yet offers outstanding fade resistance and shorter stopping distances. There's also a range of styling enhancements to choose from, such as the AMG Exterior Carbon-fibre Trim Package, AMG carbon-fibre/Black Piano Lacquer trim, illuminated AMG door sill panels, and AMG 10-spoke alloy wheels. The AMG Performance Studio can also fulfil specific customer requests.





E-Class SE

All E-Class lines have style and comfort in abundance, as well as advanced technology such as Advanced Parking Guidance. For the E-Class SE, standard specification also includes Direct Control suspension and a chromed three-bar radiator grille with stone grey louvres.

EXTERIOR

16" alloy wheels – 5-twin-spoke design

Parktronic with Advanced Parking Guidance, front and rear

Easy-Pack automatic powered tailgate (Estate only)

LED daytime running lights and LED tail lights (excluding indicators)

INTERIOR

Ambient lighting in dashboard and door panels

Artico artificial leather upholstery with heated front seats

Audio 20 single CD/radio with 5.8-inch screen

Bluetooth® interface for hands-free telephony

Stamped aluminium trim

ISOFIX child seat fixing points in rear

Multi-function steering wheel in nappa leather

Rear seat, split folding 1/3:2/3, with Easy-Pack Quickfold system (Estate only)

Steering wheel gear shift paddles and direct select (automatic transmission only)







The SE interior features Artico artificial leather upholstery for the seats and door trims, in either Black or Alpaca Grey. There's also aluminium trim as standard.

BLACK

101 Artico artificial leather

ALPACA GREY

108 Artico artificial leather

TRIM

739 Aluminium, stamped (standard)

734 Eucalyptus (optional)



101



108



739



734



E-Class Avantgarde

The Avantgarde line lends the E-Class a more luxurious feel. It offers all the features of the SE line but adds the Intelligent Light System, leather upholstery, lowered suspension and larger alloy wheels.

EXTERIOR

17" alloy wheels – 5-twin-spoke design

Lowered suspension (by 15 mm)

Chromed three-bar radiator grille with black louvres

Intelligent Light System with bi-xenon headlights and Adaptive High Beam Assist

Chrome trim on side, rear and shoulderline

Twin square exhausts pipes

INTERIOR

Leather upholstery

Automatically dimming rear view mirror and driver's door mirror

Black Ash wood trim







V6 interior shown

The Avantgarde seats are upholstered in leather, or nappa leather if the optional Luxury Package is specified, and come in a choice of five colours. The steering wheel is trimmed in nappa leather.

BLACK

201 Leather

801 Nappa leather¹

ALMOND BEIGE

205 Leather

805 Nappa leather¹

ALPACA GREY

208 Leather

808 Nappa leather¹

CHESTNUT BROWN

254 Leather

NATURAL BEIGE

264 Leather

TRIM

736 Black Ash (standard)

H76 Aluminium, brushed (optional)

W60 Burr Walnut (optional)

¹Nappa leather is only available as part of the Luxury Package (code P34)

201
801205
805208
808

254



264



736



H76



W60



E-Class Sport

The E-Class Sport comes with all the standard features of the Avantgarde line, but adds 18" AMG alloy wheels and muscular AMG bodystyling, plus Direct Steering and lowered Direct Control suspension for an even more dynamic drive.



EXTERIOR

18" AMG alloy wheels – 6-twin-spoke design

AMG bodystyling – front, rear and side skirts

Sports braking system with perforated front brake discs

INTERIOR

Sports front seats with Artico artificial leather side bolsters and centre section in Dynamica microfibre

AMG floor mats

AMG 3-spoke sports steering wheel in nappa leather

Black roof lining

Brushed aluminium trim

Brushed stainless steel pedals with rubber studs



V6 interior shown





V6 interior shown

Inside, the E-Class Sport comes with sports seats upholstered in Dynamica microfibre/Artico artificial leather, a nappa leather-trimmed AMG sports steering wheel and brushed aluminium trim.

BLACK

601 Dynamica microfibre/Artico artificial leather

231¹ Leather

ALMOND BEIGE

205² Leather

ALPACA GREY

208² Leather

CHESTNUT BROWN

254² Leather

NATURAL BEIGE

264² Leather

TRIM

H76 Brushed aluminium (standard)

736 Black Ash (optional)

¹Sports seats with optional leather upholstery in Black only

²Replaces sports seats with Avantgarde seats



601



205



208



231



254



264



H76



736



Luxury Package

With sumptuous materials and elegant appointments, the optional Luxury Package offers an extra touch of exclusivity to Avantgarde and Sport models.



INTERIOR

Nappa leather seats, armrest and door centre panels in Black, Alpaca Grey or Almond Beige (door trims in ruffled leather)

Alcantara® roof lining (Alpaca Grey or Almond Beige)

Electric glass sunroof

Dashboard with decorative double seams

Velour floor mats trimmed with nubuck border





Exterior Style Package

Add extra athleticism to your E-Class SE – with the optional Exterior Styling Package. Its lowered suspension, front brake calipers with ‘Mercedes-Benz’ lettering and 18" 5-spoke alloy wheels lend the SE model an even sportier look and feel. The tail is enhanced by a unique rear apron with visible twin exhaust pipes.



EXTERIOR

18" 5-spoke alloy wheels (code R32)

front: 245/40 tyres

rear: 265/35 tyres

Brake calipers with ‘Mercedes-Benz’ lettering

Perforated front brake discs

Lowered Direct Control suspension (by 15 mm)

Twin exhaust pipes in polished stainless steel



designo

designo offers a wide range of ways to give your E-Class a more individual touch. Talk to your Retailer about the many paint finishes, leather upholsteries, fine wood trims and soft Alcantara® roof linings and put together your own personal combination. For further information go to www.mercedes-benz.co.uk/designo

EXTERIOR

Two *designo* metallic paint finishes

One *designo* Magno paint finish

One *designo* Mystic paint finish

INTERIOR

designo wood trim with a choice of three finishes

designo leather upholstery in nine colours

designo leather appointments comprising upper dashboard trim and upper door trims in *designo* Black leather

Roof lining in *designo* Alcantara®

Steering wheel in *designo* wood and leather

Specific *designo* upholstery design with contrast leather piping and *designo* badge

Door centre panels in *designo* leather with contrast leather piping

Velour floor mats with *designo* Black leather edging and *designo* badge



Standard equipment | Selection



Central display unit with 5.8-inch screen



Multi-function steering wheel in nappa leather



Intelligent Light System with bi-xenon headlamps
(standard on Avantgarde and Sport)



Automatic climate control



LED tail lights (SE version shown)



Audio 20 single CD/radio entertainment system



Optional extras | Selection



COMAND Online multimedia system



Side blinds, part of the optional Sun Protection Package



Two-part panoramic glass sunroof



Easy-Pack boot box (Saloon only)



Electric glass sunroof



Easy-Pack load-securing kit (Estate only)



Alloy wheels



17" 5-twin-spoke alloy wheels (standard on Avantgarde)



18" AMG 6-twin-spoke alloy wheels (standard on Sport)



16" 5-twin-spoke alloy wheels (standard on SE; 17" optional on SE)



18" 5-spoke alloy wheels (optional on Avantgarde and with optional Exterior Styling Package)



18" AMG 5-twin-spoke alloy wheels, burnished (optional on Sport)





18" AMG 5-spoke design alloy wheels (optional on E 63 AMG)



19" AMG 5-twin-spoke design alloy wheels (standard on E 63 AMG)



16" incenio 7-spoke design alloy wheels (Retailer-fit accessory)



19" AMG 7-twin-spoke alloy wheels, Stirling Silver painted (optional on Sport)



19" AMG 10-spoke design alloy wheels (optional on E 63 AMG)



17" incenio 5-spoke design alloy wheels (Retailer-fit accessory)



Retailer-fit accessories

A Mercedes-Benz is not just a car, it's a travel companion that can be tailored to your personal needs – with our wide range of Retailer-fit accessories.

The Mercedes-Benz InCar Hotspot enables you to access the internet from your E-Class on a wi-fi device (laptop, mobile phone or similar). It provides a fast and stable connection, connecting to HSDPA/UMTS or GSM/GPRS/EDGE mobile networks via the car's roof aerial.

With the rear seat entertainment system, those in the back can even watch DVDs, play video games or listen to their own choice of music. It not only features twin crystal-clear 7-inch LCD colour screens that attach to the backs of the front seat head restraints without impeding the driver's rear view. It also features separate

DVD players that allow each screen to show different content. External storage media such as USB sticks or SD memory cards can also be connected.

A further highlight of the E-Class accessories range is the stainless steel illuminated door sill panels with Mercedes-Benz lettering. Its blue backlighting is activated automatically every time you open the door.

For more information about these and other accessories, talk to your Mercedes-Benz Retailer or consult the E-Class accessories brochure.



The rear seat entertainment system offers first-class video and audio enjoyment



The KidFix child seat ensures even the youngest of passengers travel safely (available with optional 'Daimler Square' fabric cover)



Following the star

Test drive. A Mercedes-Benz is most at home on the road. This is the only way to experience the effortlessly superior driving feel that lends every Mercedes model its inimitable class.

Feel the power of efficient engines with low fuel consumption, and precise steering designed to put you in the mood for driving. And experience what true comfort really feels like. The unique feeling of driving a Mercedes cannot be put into words, however. Which is precisely why we'd like to invite you to take a test drive. Your Mercedes-Benz Retailer will be happy to make all the necessary arrangements for you. Simply visit www.mercedes-benz.co.uk/testdrive to request a test drive. We look forward to seeing you.

Mercedes-Benz Finance. At Mercedes-Benz Finance, our single-minded aim is to provide optimum financial solutions for all those who share the Mercedes-Benz philosophy of absolute commitment to quality. Whether you are a private customer or a business user, our finance

and leasing packages can be tailored to meet your individual needs. For further information on Mercedes-Benz Finance, please contact your local Mercedes-Benz Retailer.

Mercedes-Benz Insurance offers a fully comprehensive 5 star¹ Motor Insurance policy specifically designed to give you the cover you would expect from Mercedes-Benz. For a quotation, please call 0845 600 2180.²

Factory Collection. What can possibly heighten the experience of taking possession of your brand new Mercedes-Benz? The highlight might just be to see and experience where it was built in either Stuttgart, Rastatt or Bremen, and to take the long way home by driving it through some of Europe's most beautiful countryside.



The Mercedes-Benz Factory Collection offers just that. Included in the Collection is an airport transfer to your hotel, one night's accommodation for one person with dinner and breakfast, a tour of the Mercedes-Benz factory, five days fully comprehensive insurance, and a return crossing by Eurotunnel (Standard Class). All you will need to pay for is your one-way flight to Germany. For more information, please contact your local Retailer, the Mercedes-Benz Factory Collection team on 0845 273 9705 or visit www.mercedes-benz.co.uk/factorycollection

Interactive Owner's Manuals. The website also offers an interactive tour, enabling you to take a closer look at your desired model. This simulation is the ideal way to acquaint yourself with your dream car. You can view key functions in detail, gain an insight into the car's inner workings or look at the benefits of each model. Visit www.mercedes-benz.co.uk/eclasssaloonmanual or [eclassestatemanual](http://www.mercedes-benz.co.uk/eclassestatemanual)

Roadside Assistance. Rest assured that should you ever need help, Mercedes-Benz Roadside Assistance is there for you. In the unlikely event of a technical breakdown³ you can rely on the Mercedes-Benz Roadside Assistance Team – anywhere in Europe. Simply phone our Customer Assistance Centre on 00800 1 777 7777,⁴ where our specialists will organise assistance for you. Mercedes-Benz will also assist you in the event of a minor mishap preventing you from driving your vehicle.⁵ Whether you lose your key, run out of fuel or your vehicle is damaged due to an accident or vandalism, Mercedes-Benz ensures that you still reach your destination. Often the problem can be rectified on the spot, but if this is not possible, we will naturally ensure that your vehicle is taken to the nearest Mercedes-Benz Official Workshop to get you back on the road as quickly as possible.

Mercedes-Benz World at Brooklands. Celebrate the story of Mercedes-Benz and you'll celebrate the story of motoring itself at Mercedes-Benz World in Surrey. A World of experiences. A World of discoveries. A World you will love to explore. Discover Mercedes-Benz racing heritage, from its connections to the famous Brooklands circuit through to present-day Formula 1™ brought to life in the most sensational way. View, touch and sit in every car from the Mercedes-Benz range, and encounter automotive legends like the 'Gullwing' and many other classic icons, in the UK's largest Mercedes-Benz showcase. Then set your pulse racing by booking one of our thrilling Driving Experiences. Enjoy AMG performance on the purpose-built Handling Circuits or Wet Skid Circle, an axle-twisting off-road adventure, or treat your kids over 1.5 metres tall to their

own driving experience in an A-Class or on the off-road terrain in an M-Class. And for kids even younger and under 1.3 metres tall, let them be a 'Little Learner' in their own miniature electric version of the desirable Mercedes-Benz SL. For more interactive action, take a virtual 3D journey along the production line in 'Build' and take a seat in the cinema to accelerate from the birth of the car to the latest innovations in 20 eye-opening minutes.

Relax and refuel in Café 1886, or for something more enjoy the delicious menu and elegant surroundings of the Gullwing Restaurant. Finally, extend your visit with a short stroll to Brooklands Museum to see their collection of classic cars, aviation exhibitions – and the legendary Concorde. For more information visit www.mercedes-benzworld.co.uk

¹ As rated by Defaqto, a leading UK independent financial research company. Mercedes-Benz Motor Insurance is underwritten by Aviva Insurance Limited

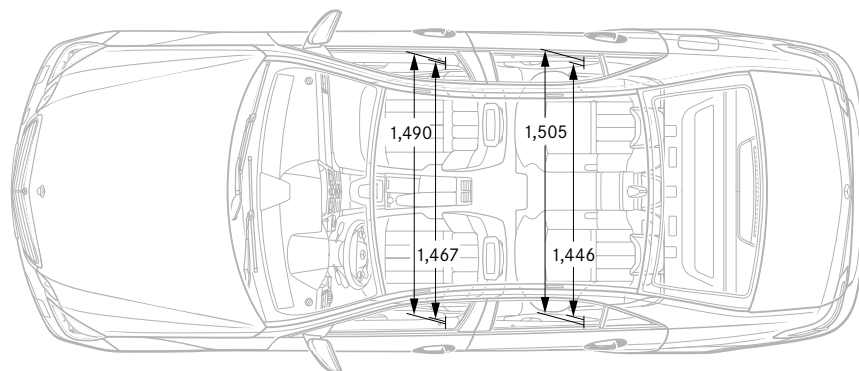
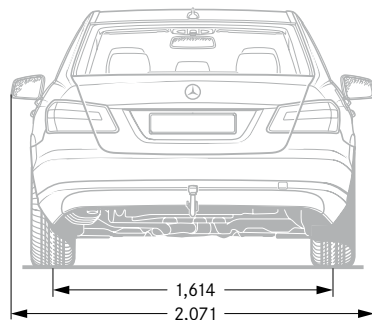
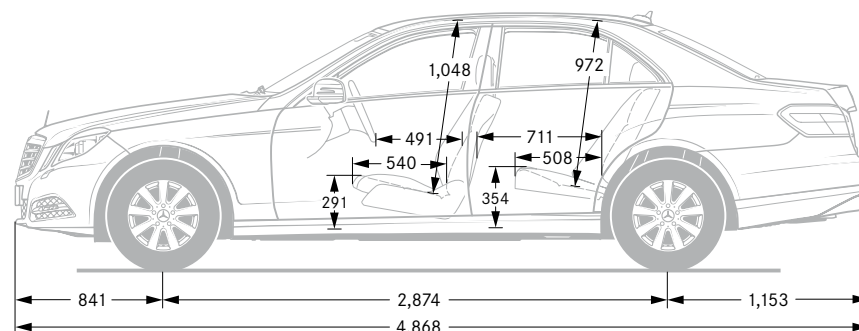
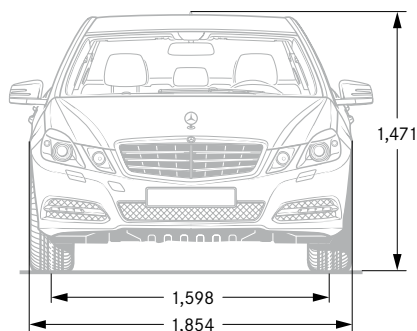
² Calls are charged at local rate and may be recorded

³ Technical breakdown cover is initially valid for your vehicle for four years from the date of first registration. This can be extended from the fifth year, up to a maximum of 30 years, on completion of each scheduled maintenance service, providing that this service is carried out by a Mercedes-Benz Official Workshop

⁴ In non-affiliated European countries: +44 20 7975 7077

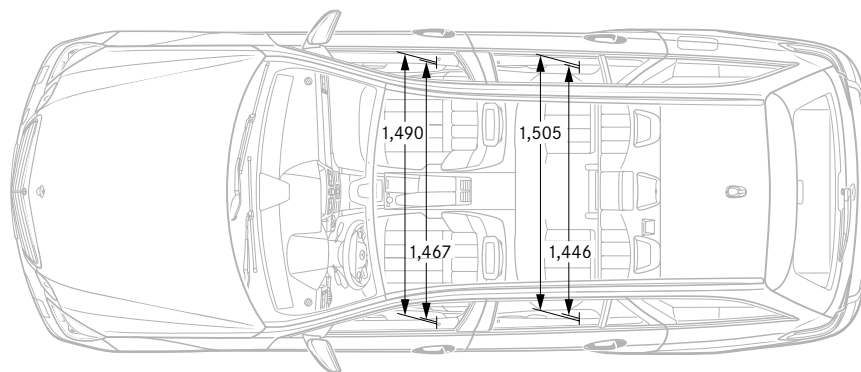
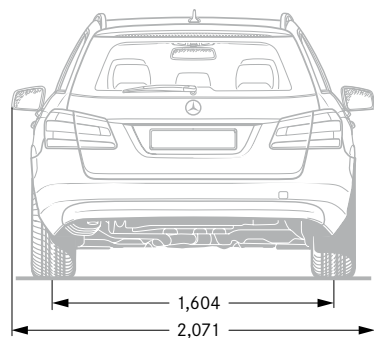
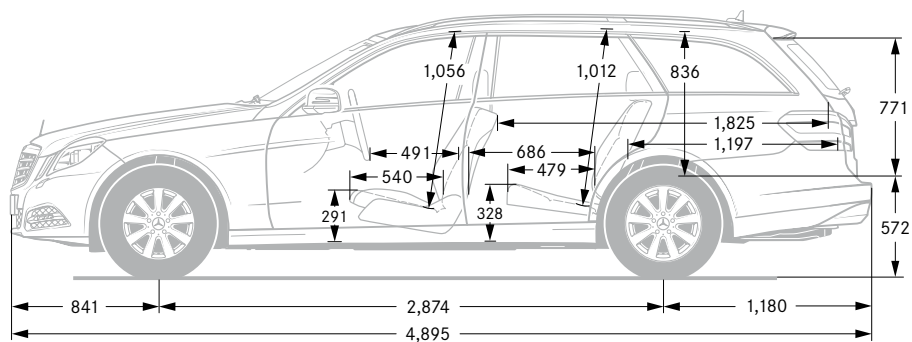
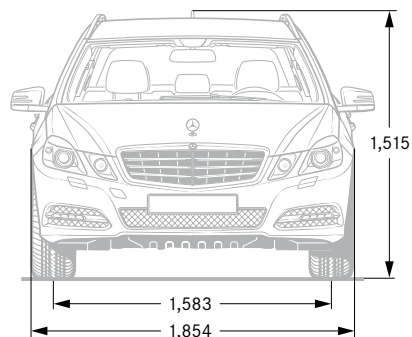
⁵ This cover can be retained from the fifth year. Your Mercedes-Benz Official Workshop will provide details of how to renew this cover once your initial four year term has expired

Dimensions - Saloon



All measurements in millimetres. The dimensions shown are mean values and apply to standard-specification, unladen vehicles

Dimensions - Estate



All measurements in millimetres. The dimensions shown are mean values and apply to standard-specification, unladen vehicles

Technical data – Saloon

No. of cylinders/arrangement
Total displacement – cc
Rated output ³ – hp (kW) at rpm
Compression ratio
Rated torque ³ – Nm at rpm
Acceleration from 0–62 mph – sec (auto.)
Top speed, approx. – mph (auto.)
Tyre size – front
rear
Fuel consumption ⁵ – mpg (auto.)
urban
extra-urban
combined
CO ₂ emissions, ⁵ combined – g/km (auto.)
Tank capacity/incl. reserve, approx. – l
Load capacity – l
Turning circle diameter – m
Kerb weight ⁶ – kg (auto.)
Perm. GVW – kg (auto.)

DIESEL ENGINES

E 200 CDI BlueEFFICIENCY^{1,2} E 220 CDI BlueEFFICIENCY^{1,2} E 250 CDI BlueEFFICIENCY^{1,2} E 350 CDI BlueEFFICIENCY^{1,2} E 350 BlueTEC

4/in-line	4/in-line	4/in-line	6/V	6/V
2,143	2,143	2,143	2,987	2,987
136 (100)/2,800	170 (125)/3,000	204 (150)/4,200	265 (195)/3,800	211 (155)/3,400
16.2	16.2	16.2	15.5	16.5
360/1,600–2,600	400/1,400–2,800	500/1,600–1,800	620/1,600–2,400	540/1,600–2,400
10.2 (9.5)	8.7 (8.4)	7.7 (7.5)	– (6.2)	– (7.8)
130 (129)	142 (141)	149 (150)	– (155) ⁴	– (149)
225/55 R16	225/55 R16	225/55 R16	245/45 R17	245/45 R17
225/55 R16	225/55 R16	225/55 R16	245/45 R17	245/45 R17
44.8 (44.8)	45.6 (45.6)	45.6 (45.6)	– (39.2)	– (28.5)
64.2 (64.2)	67.3 (67.3)	67.3 (67.3)	– (54.3)	– (52.3)
55.4 (55.4)	56.5 (57.6)	56.5 (57.6)	– (47.1)	– (40.4)
134 (134)	130 (129)	130 (129)	– (156)	– (184)
59/8	59/8	59/8	80/9	80/9
540	540	540	540	540
11.25	11.25	11.25	11.25	11.25
1,720 (1,735)	1,735 (1,735)	1,735 (1,735)	– (1,835)	– (1,845)
2,255 (2,270)	2,270 (2,270)	2,280 (2,280)	– (2,380)	– (2,370)

¹ Please go to www.mercedes-benz.co.uk for the latest technical data, or check with your local Retailer

² With ECO start/stop function

³ Figures according to Directive 80/1269/EEC in the currently applicable version

⁴ Electronically limited

⁵ The figures shown were obtained in accordance with the prescribed measuring process (Directive 80/1268/EEC in the currently applicable version). The figures are not based on an individual vehicle and do not constitute part of the product offer; they are provided solely for purposes of comparison between different vehicle models and are subject to change. Please check with your local Retailer for the latest figures

⁶ Figures according to Directive 92/21/EC, version 95/48/EC (kerb weight with fuel tank 90% full, driver, 68 kg, and luggage, 7 kg) for standard-specification vehicles. Optional extras and accessories will generally increase this figure and reduce the payload capacity accordingly

Technical data – Saloon

No. of cylinders/arrangement
Total displacement – cc
Rated output ³ – hp (kW) at rpm
Compression ratio
Rated torque ³ – Nm at rpm
Acceleration from 0–62 mph – sec (auto.)
Top speed, approx. – mph (auto.)
Tyre size – front
rear
Fuel consumption ⁵ – mpg (auto.)
urban
extra-urban
combined
CO ₂ emissions, ⁵ combined – g/km (auto.)
Tank capacity/incl. reserve, approx. – l
Load capacity – l
Turning circle diameter – m
Kerb weight ⁶ – kg (auto.)
Perm. GVW – kg (auto.)

PETROL ENGINES

E 200 BlueEFFICIENCY ^{1,2}	E 250 BlueEFFICIENCY ^{1,2}	E 350 BlueEFFICIENCY ^{1,2}	E 63 AMG ^{1,2}
4/in-line	4/in-line	6/V	8/V
1,796	1,796	3,498	5,461
184 (135)/5,250	204 (150)/5,500	306 (225)/6,500	525 (386)/6,400
9.3	9.3	12.0	10.0
270/1,800–4,600	310/2,000–4,300	370/3,500–5,250	700/5,200
8.5 (7.9)	– (7.7)	– (6.3)	– (4.3)
144 (144)	– (149)	– (155) ⁴	– (155) ⁴
225/55 R16	225/55 R16	245/45 R17	255/40 R19
225/55 R16	225/55 R16	245/45 R17	285/30 R19
28.8 (32.1)	– (31.7)	– (29.7)	– (20.5)
50.4 (54.3)	– (53.3)	– (53.3)	– (37.7)
39.8 (43.5)	– (42.8)	– (41.5)	– (28.8)
165 (152)	– (154)	– (161)	– (230)
59/8	59/8	80/9	80/14
540	540	540	540
11.25	11.25	11.25	11.3
1,615 (1,615)	– (1,650)	– (1,735)	– (1,840)
2,150 (2,150)	– (2,185)	– (2,280)	– (2,390)

¹ Please go to www.mercedes-benz.co.uk for the latest technical data, or check with your local Retailer

² With ECO start/stop function

³ Figures according to Directive 80/1269/EEC in the currently applicable version

⁴ Electronically limited

⁵ The figures shown were obtained in accordance with the prescribed measuring process (Directive 80/1268/EEC in the currently applicable version). The figures are not based on an individual vehicle and do not constitute part of the product offer; they are provided solely for purposes of comparison between different vehicle models and are subject to change. Please check with your local Retailer for the latest figures

⁶ Figures according to Directive 92/21/EC, version 95/48/EC (kerb weight with fuel tank 90% full, driver, 68 kg, and luggage, 7 kg) for standard-specification vehicles. Optional extras and accessories will generally increase this figure and reduce the payload capacity accordingly

Technical data – Estate

No. of cylinders/arrangement
Total displacement – cc
Rated output ³ – hp (kW) at rpm
Compression ratio
Rated torque ³ – Nm at rpm
Acceleration from 0–62 mph – sec (auto.)
Top speed, approx. – mph (auto.)
Tyre size – front
rear
Fuel consumption ⁵ – mpg (auto.)
urban
extra-urban
combined
CO ₂ emissions, ⁵ combined – g/km (auto.)
Tank capacity/incl. reserve, approx. – l
Load capacity – l
Turning circle diameter – m
Kerb weight ⁶ – kg (auto.)
Perm. GVW – kg (auto.)

DIESEL ENGINES

E 220 CDI BlueEFFICIENCY ^{1,2}	E 250 CDI BlueEFFICIENCY ^{1,2}	E 350 CDI BlueEFFICIENCY ^{1,2}	E 350 BlueTEC
4/in-line	4/in-line	6/V	6/V
2,143	2,143	2,987	2,987
170 (125)/3,000	204 (150)/4,200	265 (195)/3,800	211 (155)/3,400
16.2	16.2	15.5	16.5
400/1,400–2,800	500/1,600–1,800	620/1,600–2,400	540/1,600–2,400
8.8 (8.6)	7.8 (7.8)	– (6.7)	– (8.0)
137 (134)	144 (144)	– (155) ⁴	– (145)
225/55 R16	225/55 R16	245/45 R17	245/45 R17
225/55 R16	225/55 R16	245/45 R17	245/45 R17
43.5 (44.1)	43.5 (44.1)	– (37.2)	– (28.8)
64.2 (61.4)	64.2 (61.4)	– (51.4)	– (48.7)
54.3 (53.3)	54.3 (53.3)	– (44.8)	– (38.7)
136 (139)	136 (139)	– (166)	– (190)
59/8	59/8	80/9	80/9
695–1,950	695–1,950	695–1,950	695–1,950
11.25	11.25	11.25	11.25
1,845 (1,845)	1,845 (1,845)	– (1,945)	– (1,955)
2,440 (2,445)	2,440 (2,445)	– (2,520)	– (2,530)

¹Please go to www.mercedes-benz.co.uk for the latest technical data, or check with your local Retailer ²With ECO start/stop function ³Figures according to Directive 80/1269/EEC in the currently applicable version ⁴Electronically limited

⁵The figures shown were obtained in accordance with the prescribed measuring process (Directive 80/1268/EEC in the currently applicable version). The figures are not based on an individual vehicle and do not constitute part of the product offer; they are provided solely for purposes of comparison between different vehicle models and are subject to change. Please check with your local Retailer for the latest figures

⁶Figures according to Directive 92/21/EC, version 95/48/EC (kerb weight with fuel tank 90% full, driver, 68 kg, and luggage, 7 kg) for standard-specification vehicles. Optional extras and accessories will generally increase this figure and reduce the payload capacity accordingly

Technical data – Estate

No. of cylinders/arrangement
Total displacement – cc
Rated output ³ – hp (kW) at rpm
Compression ratio
Rated torque ³ – Nm at rpm
Acceleration from 0–62 mph – sec (auto.)
Top speed, approx. – mph (auto.)
Tyre size – front
rear
Fuel consumption ⁵ – mpg (auto.)
urban
extra-urban
combined
CO ₂ emissions, ⁵ combined – g/km (auto.)
Tank capacity/incl. reserve, approx. – l
Load capacity – l
Turning circle diameter – m
Kerb weight ⁶ – kg (auto.)
Perm. GVW – kg (auto.)

PETROL ENGINES

E 200 BlueEFFICIENCY ^{1,2}	E 250 BlueEFFICIENCY ^{1,2}	E 350 BlueEFFICIENCY ^{1,2}	E 63 AMG ^{1,2}
4/in-line	4/in-line	6/V	8/V
1,796	1,796	3,498	5,461
184 (135)/5,250	204 (150)/5,500	306 (225)/6,500	525 (386)/6,400
9.3	9.3	12.0	10.0
270/1,800–4,600	310/2,000–4,300	370/3,500–5,250	700/5,200
8.7 (8.5)	– (8.1)	– (6.7)	– (4.4)
140 (139)	– (143)	– (155) ³	– (155) ³
225/55 R16	225/55 R16	245/45 R17	255/40 R19
225/55 R16	225/55 R16	245/45 R17	285/30 R19
28.2 (31.7)	– (31.7)	– (29.4)	– (20.3)
46.3 (51.4)	– (51.4)	– (50.4)	– (36.2)
37.7 (41.5)	– (41.5)	– (39.8)	– (28.3)
175 (159)	– (159)	– (168)	– (234)
59/8	59/8	80/9	80/14
695–1,950	695–1,950	695–1,950	695–1,950
11.25	11.25	11.25	11.3
1,735 (1,735)	– (1,735)	– (1,845)	– (1,945)
2,325 (2,335)	– (2,335)	– (2,435)	– (2,540)

¹ Please go to www.mercedes-benz.co.uk for the latest technical data, or check with your local Retailer ²With ECO start/stop function ³Figures according to Directive 80/1269/EEC in the currently applicable version

⁴Electronically limited ⁵The figures shown were obtained in accordance with the prescribed measuring process (Directive 80/1268/EEC in the currently applicable version). The figures are not based on an individual vehicle and do not constitute part of the product offer; they are provided solely for purposes of comparison between different vehicle models and are subject to change. Please check with your local Retailer for the latest figures

⁶Figures according to Directive 92/21/EC, version 95/48/EC (kerb weight with fuel tank 90% full, driver, 68 kg, and luggage, 7 kg) for standard-specification vehicles. Optional extras and accessories will generally increase this figure and reduce the payload capacity accordingly

Paint finishes

The innovative Mercedes-Benz paint system features one of the finest clearcoats of any manufacturer. Its exceptionally dense molecular structure makes the paintwork more durable and lends it a deeper, more lasting sheen, helping your E-Class to retain both its looks and its long-term value.

NON-METALLIC PAINTS

040 Black

650 Calcite White

METALLIC PAINTS

197 Obsidian Black

230 Indigolite Blue

497 Cuprite Brown

755 Tenorite Grey

775 Iridium Silver

792 Palladium Silver

794 Pearl Beige¹

799 Diamond White²

890 Cavansite Blue

963 Indium Grey

NON-METALLIC PAINTS



040



497



794



650



755



799

METALLIC PAINTS



197



775



890



230



792



963



Take-back of end-of-life vehicles. Coming full circle. At the end of its long life, you can return your E-Class to us for environment-friendly disposal in accordance with the EC End-of-Life Vehicle Directive.¹ But that day lies a long way off.

¹Applies in accordance with national regulations to vehicles up to 3.5 t permissible gross weight. The E-Class has met the statutory regulations governing the suitability of the vehicle's design for reuse and recycling for a number of years now. A network of vehicle take-back depots and dismantlers has been established which will process your vehicle in an environment-friendly manner. The ways in which both vehicles and parts can be recovered are subject to ongoing development and improvement. Consequently, the E-Class will be able to comply with any future increases in the recycling quota within the stipulated time limits. Further information is available at www.mercedes-benz.co.uk or by calling 0808 156 6606.

Please note: this online version of the printed brochure may contain abridged copy or other content changes. The manufacturer reserves the right to make changes to the design, form, colour and specification during the delivery period, provided these changes, while taking into account the interests of the vendor, can be deemed reasonable with respect to the purchaser. Where the vendor or the manufacturer uses symbols or numbers to describe an order or the subject of an order, no rights may be derived solely from these. The illustrations may show accessories and items of optional equipment which are not part of standard specification. Colours may differ slightly from those shown. This brochure provides a general indication of the range of models, features, optional extras and/or colours available in various countries. Some of the models, features, optional extras and/or colours shown may not be available in your country or may only be available in a different specification. Additionally, some models, features, optional extras and/or colours may only be available in combination with others. For current and more specific information in relation to the range of models, features, optional extras and/or colours available in your country, and their pricing, you should contact your nearest authorised Mercedes-Benz Retailer. E&OE. www.mercedes-benz.co.uk

