

The new Citan

Panel van & Mixto



Mercedes-Benz
Vans. Born to run.

The city has a new hero

The Citan

The new Citan is the latest addition to Mercedes-Benz's expanding van family. Available in panel-van or Mixto guise, it's the brand's first city van for tradespeople developed specifically to meet the multiple challenges of everyday urban traffic. It's robust, flexible and cost-effective.

The Citan is a city hero. Its concept is an impressive mix of a large load compartment housed within compact vehicle dimensions, good driving dynamics, high agility and outstanding manoeuvrability. The Citan also makes sound economic sense – thanks to its low running costs, maximum availability, attractive pricing and flexible finance options. With the Citan, you also get our lifetime¹ Mercedes-Benz MobiloVan² mobility guarantee. The sophisticated Citan engines do a first-class job and, thanks to BlueEFFICIENCY^{4,5} technologies, they can help boost your company's cost-effectiveness with fuel consumption figures as low as 4.3 l/100 km³. A finely tuned chassis helps ensure safe and precise handling, while the high-quality interior includes an ergonomic control concept along with a wealth of comfort and convenience features – so the Citan is not only easy to live with, it's also a joy to work with.

In short, the Citan has everything you would expect from a Mercedes van. And a lot more besides. You can find out exactly what by taking a test drive. After all, every hero needs a partner.

¹ Up to max. 30 years

² Valid from 01.10.2012 for vehicles registered for the first time on or after 01.10.2012

³ Measured for the long Citan panel van (A2), perm. GVW 1950 kg, 108 CDI and 109 CDI engine, with BlueEFFICIENCY package

⁴ The BlueEFFICIENCY package is optional or standard, depending on the chosen vehicle variant. It is included as standard with the petrol engine, which is expected to be available from the 2nd quarter of 2013. Fuel-consumption and CO₂ figures for the petrol engine were not available at the time of going to press

⁵ Only vehicles that include optional front power windows with convenience feature on the driver's side, electrically adjustable exterior mirrors and outside temperature display can be equipped with the BlueEFFICIENCY package









Contents

The new Citan	2	Equipment	22
		Paint finishes & seat covers	22
Interior	6	Standard and	
Comfort and functionality	6	special equipment	23
		Genuine accessories	27
Technology	8		
Engines and chassis	8	Services	28
BlueEFFICIENCY	10	Glossary	32
Load compartment concept	12	Technical data	34
Applications & versatility	12	Engines, weights and	
Panel van	16	dimensions	34
Mixto	18	Fuel consumption and	
		CO ₂ emissions	36
Safety	20		
		Test drive	37





It knows what matters inside

The Citan combines comfort with practicality

The Citan's interior provides comfortable surroundings and ideal working conditions. Comfort and practicality come together as one, impressing on every level from the moment you get in to the moment you get out. The manually adjustable driver's seat and the height-adjustable steering wheel allow you to adopt just the right position for optimum ride comfort, while all the controls are arranged ergonomically and can be used intuitively. An easy-to-read instrument cluster with a shift point indicator promotes economical driving.

The practical stowage concept provides plenty of functional stowage space, which is easily accessible even whilst driving, while the standard-fit heating and ventilation system creates a pleasant working environment.



Manual air conditioning. Optional heating and ventilation system with air conditioning for a constant and pleasant interior climate



Stowage facility above windscreen. The stowage facility above the windscreen, included as standard, keeps documents and small items close to hand

Can you imagine anything stopping it? Neither can we

The Citan shows its strengths when it matters most in your job

When high dynamism, low fuel consumption and impressive performance come together, driving becomes a sheer pleasure – be it in dense city traffic, where you benefit from the Citan's compact size and manoeuvrability, or when traveling on country roads or the motorway, where you can enjoy its pulling power to the full. To make sure the Citan's power output matches your requirement profile, there are several engines to choose from: a high-torque diesel version with **55 kW** (75 hp), **66 kW** (90 hp) or **81 kW** (110 hp); or a sophisticated petrol model developing **84 kW** (114 hp) (the 81 kW and 84 kW engines are expected to be available from the 2nd quarter of 2013. Fuel-consumption and CO₂ figures were not available at the time of going to press). Thanks to innovative BlueEFFICIENCY technologies, the state-of-the-art Citan engines can boost your company's profitability.^{1, 2} There are almost no power losses, as the Citan is equipped with a 5 or 6-speed manual transmission, depending on engine variant.

All the chassis components – from the standard-fit power steering and the springs/dampers to the rear-axle location – are precisely tuned to each other to maximise your comfort. And to give you complete control of the Citan's performance at all times. So there are no compromises in terms of handling and driving enjoyment – even when manoeuvring, cornering or carrying heavy loads.

¹ The BlueEFFICIENCY package is standard or optional, depending on the chosen vehicle variant. The BlueEFFICIENCY package is included as standard with the petrol engine, which is expected to be available from the 2nd quarter of 2013. Fuel-consumption and CO₂ figures for the petrol engine were not available at the time of going to press

² Only vehicles that include optional front power windows with convenience feature on the driver's side, electrically adjustable exterior mirrors and an outside temperature display can be equipped with the BlueEFFICIENCY package









Sure to pay off. Sooner *and* later

As low as 4.3 l/100 km¹ – the Citan leads by example when it comes to fuel consumption

Daimler is committed to shaping the future of mobility responsibly and sustainably. And the Mercedes-Benz Citan is part of this commitment. In city traffic especially, the Citan more than lives up to this billing – by reducing CO₂ emissions and fuel consumption^{2, 3} thanks to innovative BlueEFFICIENCY technologies. In terms of cost-effectiveness too, the Citan makes perfect sense on account of its attractive pricing and low running costs (thanks to low fuel consumption and maintenance intervals of up to 40,000 km, for example). Maximum vehicle availability is as important to Mercedes-Benz Vans as it is to you – as underlined by our lifetime⁴ Mercedes-Benz MobiloVan mobility guarantee⁵. So the Citan is a major factor behind long-term and sustainable profitability. Every time it goes out to work.

A new engine generation, electrically assisted power steering and a shift point indicator all help promote economical driving. Plus you can further boost your vehicle's cost-effectiveness with the BlueEFFICIENCY package^{2, 3}:

- Battery and alternator management
- ECO start/stop function
- Tyres with optimised rolling resistance⁶

¹ Measured for the long Citan panel van (A2), perm. GVW 1950 kg, 108 CDI and 109 CDI engine, with BlueEFFICIENCY package

² The BlueEFFICIENCY package is optional or standard, depending on the chosen vehicle variant. The BlueEFFICIENCY package is included as standard with the petrol engine, which is expected to be available from the 2nd quarter of 2013. Fuel-consumption and CO₂ figures for the petrol engine were not available at the time of going to press

³ Only vehicles that include optional front power windows with convenience feature on the driver's side, electrically adjustable exterior mirrors and an outside temperature display can be equipped with the BlueEFFICIENCY package

⁴ Up to max. 30 years ⁵ Valid from 01.10.2012 for vehicles first registered on or after 01.10.2012

⁶ Not available for vehicles with increased payload



Ready for any challenge

The Citan handles the daily routine with impressive flexibility

Whilst the Citan can't actually do the work for you, it can make your job a lot easier – whatever your trade. You won't want to do without its intelligent load compartment concept, as it allows easy loading and unloading as well as flexible use of the van's high transport capacity.

With its robust construction, reliable load securing and good accessibility for loading, the Citan panel van is an impressive proposition. The optionally available folding mesh partition means that the loading length can be extended in next to no time – for even greater carrying capacity.

The Citan Mixto has five comfortable seats and, when the seat bench is folded down, a load compartment capacity¹ of 3.7 m³ for material or luggage.

¹ The Citan Mixto has a load compartment capacity of 2.4 m³ when the seat bench is not folded down



Cargo retention grille. The panel van's optional folding mesh partition allows the loading length to be extended, and it helps protect the occupants



Folding 1st-row 3-seater bench with cargo retention grille. The Mixto offers the best of both worlds – space for up to five occupants or high transport capacity





The first hero available in three sizes

The Citan really does keep all your options open

Being a trade specialist makes the Citan the perfect choice for the job in hand. With three different loading lengths¹ of up to 2137 mm² and a loading height of 1258 mm, the Citan panel van has up to 3.8 m³ of transport capacity with a payload of between 490 and 810 kg.

To make the best possible use of the generous amount of space available, up to two sliding doors and double-wing rear doors with an opening angle of up to 180° afford unrestricted access to the load compartment. The optional ladder flap for bulky items and a likewise optional trailer coupling open up further transportation possibilities. After all, you need to take everything you need with you.

¹ The Citan Mixto is only available as an extra-long version

² When the co-driver's seat is folded down, the loading length in the panel van is 2886 mm



More efficient loading and unloading: with a choice of three different lengths¹ and the option of two sliding doors, the new Citan provides plenty of space for a wide range of requirements and transport tasks









Capable of swallowing big loads. And distributing them

The Citan ensures that you and your cargo arrive safely

Having so much space for tools and materials brings with it a great deal of responsibility. That's why the panel van is equipped with a partition to shield the driver and co-driver from sliding loads, dirt and odours.

The load can be secured to the standard-fit load-securing rings on the load compartment floor using lashing straps. Optional wooden side panelling protects the metal surfaces, and provides better insulation against noise and high temperatures – so even fragile goods will arrive safe and sound. Plus the optionally available wooden floor not only simplifies loading, it also makes cleaning easier. Leaving you more time to enjoy your evening after work.



The Citan panel van's load compartment is designed with flexibility and safety in mind. An optional cargo retention grille shields the driver from sliding loads without shielding the load from view





Can it really do it all?

The Citan provides plenty of space for everything. And everyone

The Mixto¹ is ideal for carrying people and cargo at the same time thanks to its 2.4 m³ load compartment for material or luggage behind the five seats. The two sliding doors for the load compartment, with glazing as standard, allow easy access to the passenger compartment or the load compartment².

The folding rear seat bench, fitted as standard, has a 1/3 to 2/3 split, allowing larger items to be transported. For even greater versatility, there is an optional single-section 3-seater bench for the 1st row, which can be folded forward to form a cargo retention grille, increasing the load compartment capacity to max. 3.7 m³.

¹ Mixto available as extra-long version

² The standard version of the Mixto has sheet-metal sections between the C and D-pillars and at the rear doors. All-round glazing can be specified as a no-cost option, but only with one load compartment sliding door



The Citan Mixto combines convenient transport options with highly flexible use of the load compartment. The optional single-section folding 3-seater bench for the 1st row can be turned into a cargo retention grille in a few simple moves, increasing the load compartment capacity to max. 3.7 m³



01

Electronic Stability Program (ADAPTIVE ESP®). This electronic dynamic handling control system assists the driver in critical driving situations by improving the vehicle's track and directional stability.

02

Thoraxbags. The optional thoraxbags in the backrests provide the driver and co-driver with greater torso protection in the event of serious accidents involving a side impact.

03

Reversing aid. The optionally available reversing aid with distance meter makes parking easier and helps prevent vehicle damage.

04

Light and rain sensor. The optional light and rain sensor automatically adjusts the lights and wipe interval to suit the light and weather conditions.

05

Daytime running lamps. The standard-fit daytime running lamps are switched on automatically when the engine is started to make it easier for other road users to see the vehicle.



A level of safety that's hard to beat

The Citan with sophisticated safety equipment

The Citan also leads the way when it comes to safety: fitted with ADAPTIVE ESP® (Electronic Stability Program), Brake Assist and ABS as standard, it impresses with its short stopping distances and good response in the wet.

When it matters most, you can never have enough safety. That's why the Citan has height-adjustable 3-point seat belts with belt tensioners and belt force limiters – to provide effective restraint should the worst come to the worst – while the seat belt reminder issues both audible and visible warnings.

Standard equipment for the Citan includes daytime running lamps, Start-off Assist and a driver airbag. The optionally available co-driver airbag and thoraxbags can further reduce the risk of injury in the event of an accident. Additional safety-related equipment, such as a light and rain sensor or a reversing aid, is also available.

Deployed airbags shown for illustrative purposes only

Paint finishes and seat covers

Non-metallic paints



arctic white



dolphin grey²



amarena red¹



ink blue



pepper green¹



pebble grey¹

Metallic paints



dravite black metallic¹



brilliant silver metallic



bornite red metallic²



kornelite blue metallic²



limonite brown metallic¹



tenorite grey metallic

Lima black fabric upholstery



The seat covers, which are kind to the skin as well as being dirt-resistant, are tastefully matched to the interior

¹ Expected to be available from 1st quarter of 2013

² Expected to be available from 2nd quarter of 2013

Standard and special equipment

Comfort



○ **Foldable co-driver's seat.** The backrest of the co-driver's seat in the Citan panel van can be folded down to give a loading length of up to 2886 mm



○ **Armrest with stowage compartment.** The soft armrest on the centre console houses a generously sized stowage compartment that can hold a 1.5-litre bottle



○ **Front power windows, with convenience feature on the driver's side.** The windows can be opened and closed electrically – at the flick of a switch on the driver's side



○ **Heated and electrically adjustable exterior mirrors (with temperature sensor).** These reliably prevent icing and misting up.



○ **Radio.** The optional LCD radio includes an Aux and USB interface. It allows Bluetooth® telephony and audio streaming. A CD player is available as an option



○ **Trip computer.** The trip computer shows fuel consumption, distance, range or average speed at a glance



○ **Light and rain sensor.** The light and rain sensor automatically adjusts the lights and wipe interval to suit the light and weather conditions



○ **Manual air conditioning.** Heating and ventilation system with air conditioning for a constant interior climate

● Standard equipment ○ Special equipment

Standard and special equipment

Functionality



- **Ladder flap.** The ladder flap at the rear of the roof allows long items to be transported



- **Foldable co-driver's seat and cargo retention grille¹.** This creates a flat surface and a larger passenger compartment of up to 2886 mm, depending on the vehicle length



- **Folding 1st-row 3-seater bench with retention grille².** The Mixto offers the best of both worlds – space for up to five occupants or high transport capacity



- **Plastic floor for passenger and load compartment³.** The noise-reducing plastic floor in the passenger and load compartment is easy to clean and protects the floor against scratches and dents



- **Wooden floor in the load compartment.** Protects the load compartment floor, makes loading easier and improves insulation



- **Right sliding door with window⁴.** Right-side sliding door with convenient door opening, window and wide entrance step for easy access



- **Rigid trailer coupling.** The trailer coupling with fixed ball-type head makes it easy to tow trailers

● Standard equipment ○ Special equipment

¹ Only available for the Citan panel van ² Only available for the Citan Mixto ³ Standard for the Citan Mixto. Also available as special equipment for the Citan panel van

⁴ Not available for the compact Citan panel van (A1)

Standard and special equipment

Safety



- **Electronic Stability Program (ADAPTIVE ESP®)** assists the driver in critical driving situations and thus enhances safety



- **Airbags.** The driver airbag is standard, while a co-driver airbag and two thorax airbags are optionally available



- **Height-adjustable belts and belt force limiters.** Height-adjustable 3-point seat belts with belt tensioners, belt force limiters and seat belt reminders make for safe, comfortable driving



- **Load-securing rings.** Several load-securing rings attached to the floor allow the load to be secured using tensioning straps



- **Daytime running lamps and** ○ **halogen fog lamps.** The automatic daytime running lamps, fitted as standard, enhance visibility, while the optional halogen fog lamps improve the driver's visibility in fog



- **Automatically activated hazard warning lights during emergency braking.** These lights enhance active safety in dangerous situations



- **Reversing aid.** The audible reversing aid allows precise manoeuvring and helps prevent vehicle damage

● Standard equipment ○ Special equipment

Further standard and special equipment (selection)

BlueEFFICIENCY package^{1, 2}

Battery and alternator management	● ○ ^{1, 2}
ECO start/stop function	● ○ ^{1, 2}
Tyres with optimised rolling resistance ⁴	● ○ ^{1, 2}
Electrics and radio	
Electrically assisted power steering	●
Pre-installation for radio	●
Start-off Assist system	●
Heating and fan	
Air drying for windscreen/side windows	●
Heated front seats	○
Manual air conditioning	○
Pollen filter	●
Lighting	
3 rd brake lamp	●
Interior light at D-pillar with switch, with 3 settings	●
Mirrors	
Aspherically curved mirror glass (exterior mirrors)	●
Interior mirror	○
Paint package	
– Bumper painted in body colour	○
– Exterior mirrors painted in body colour	
– Panel above tail light painted in body colour	

Rear door/tailgate

Double-wing 180° rear door with window and wash/wipe system	○
Double-wing 180° rear door without window	●
Tailgate with window and wash/wipe system ³	○
Safety	
Central locking	●
Seat belt reminder warning for driver's seat	●
Miscellaneous	
Bodybuilder interface/special module	○
Compartments in front doors	●
Ladder flap	○
Light-alloy wheels, 38.1 cm (15-inch)/40.6 cm (16-inch)	○
Outside temperature display	○
Stowage compartment between front seats	●
Sun protection in windscreen behind interior mirror	●
Sunblind with pocket on driver's/co-driver's side	●
Tinted windows all round	●

● Standard equipment ○ Special equipment

¹ The BlueEFFICIENCY is optional or standard, depending on the chosen vehicle variant. The BlueEFFICIENCY package is standard for the petrol engine, which is expected to be available from the 2nd quarter of 2013. Fuel-consumption and CO₂ figures for the petrol engine were not available at the time of going to press

² Only vehicles that have optional front power windows with convenience feature on the driver's side, electrically adjustable exterior mirrors and an outside temperature display can be equipped with the BlueEFFICIENCY package

³ Not available for vehicle length A3 (extra-long)

⁴ Not available for vehicles with increased payload

Mercedes-Benz Genuine Accessories



Cargo basket for long vehicle version (A2) without ladder flap, with loading roller. Roof rack and basket in one. The integrated load and luggage carrier features a robust design and is ideal for everyday use



Top carrier. The robust square profile forms the basis for various mountings. For fastening at existing retaining points in the roof duct




Ladder rack. For safe transport of various ladders on the vehicle roof. Only in conjunction with top carrier



Mud flaps. These flaps protect against dirt and scratching in the side-wall, rear and underbody areas



Rigid trailer coupling. Makes light work of pulling of heavy loads. Fitted by your Mercedes-Benz dealer



Seat covers. Optimum fit in original design: the seat covers have a colour and pattern based on the original seats, and they are available for almost all seat variants.





At your service. Anytime and anywhere

Your partners

Wherever you're currently giving your best, you can rely on us just as you rely on the Citan. We're always there for you – with services tailored to your every need. There are around 2600 service outlets Europe-wide, many of which are open until 8 p.m., 10 p.m. or, in some cases, around the clock.

Mercedes-Benz MobiloVan¹, the new lifetime² mobility guarantee from Mercedes-Benz, is our way of getting you quickly on the move again. In the unlikely event of a breakdown, we'll provide you with a replacement vehicle³ – quickly and without any hassle.

We also offer a range of other services that can help boost your cost-effectiveness and competitiveness – such as attractive leasing, finance and insurance solutions from Mercedes-Benz Financial Services or the mobility services from Mercedes-Benz CharterWay – for precisely calculable costs over the vehicle's entire useful life.

Everything else you need to know about our services can be found on the following pages. Or simply contact your Mercedes-Benz dealer who would be glad to advise you in full based on your specific needs.

¹ Valid from 01.10.2012 for vehicles registered for the first time on or after 01.10.2012

² Up to max. 30 years

³ Replacement vehicle subject to availability

Financing

Our financing products:

- ▶ Plus3 financing
- ▶ Balloon-payment financing
- ▶ Seasonal financing
- ▶ Standard financing

Vehicle financing from Mercedes-Benz Financial Services lets you pay for your chosen vehicle with manageable instalments. Regardless of the financing method you choose, you own your new vehicle, yet retain your financial flexibility.

The monthly instalments are calculated on the basis of the following criteria:

- ▶ Purchase price
- ▶ Annual percentage rate
- ▶ Initial payment
- ▶ Period of agreement
- ▶ Final instalment
- ▶ Total mileage (in case of balloon financing)

Your benefits at a glance:

- ▶ Faster access to the vehicle you want
- ▶ Fixed interest rate for the duration of the agreement
- ▶ Clear calculation basis
- ▶ Transparent costs
- ▶ One partner: Mercedes-Benz

Leasing

Our leasing products:

- ▶ Leasing
- ▶ Van Leasing plus

You want a new vehicle complete with all the options you need. But you only want to pay for using it. Attractive leasing rates mean that only a small proportion of your capital is tied up. And you know exactly how much you have to pay each month.

Calculation of monthly leasing instalment:

- ▶ Purchase price
- ▶ Initial payment
- ▶ Period of agreement
- ▶ Agreed mileage
- ▶ Fixed residual value of vehicle

Your benefits at a glance:

- ▶ Faster access to the vehicle you want
- ▶ You always have the latest vehicle
- ▶ No capital tied up
- ▶ Fixed monthly instalments
- ▶ You choose the mileage and duration of the agreement
- ▶ At the end of the lease period, you simply return the vehicle to your dealer at its guaranteed residual value
- ▶ As a business user, you can claim the monthly instalments as business expenses

Insurance

Our insurance products:

- ▶ Liability insurance and comprehensive insurance cover with various levels of service
- ▶ Payment protection in conjunction with a finance agreement
- ▶ GAP insurance
- ▶ Warranty extension

Regardless of where your Mercedes-Benz takes you, you can travel with the extra peace of mind that comes from our extensive insurance packages with attractive terms. With the high standard of quality you expect from Mercedes-Benz.

Your benefits at a glance:

- ▶ Attractive terms matched to the Mercedes-Benz vehicle range
- ▶ Specialised van insurance packages
- ▶ In the event of damage, vehicle is routed to a Mercedes-Benz service partner for repair with Mercedes-Benz genuine parts

Mercedes-Benz CharterWay

Mercedes-Benz CharterWay offers you tailored solutions for vehicle procurement, assured mobility and administrative assistance – from a professional team with the most experience on the market¹.

CharterWay Service. Give yourself all the protection you need. After all, a van can only be economical if it's always ready for action. To keep you mobile and ensure that your fleet holds its value well, we offer coordinated repair, maintenance and warranty services tailored to your specific needs.

CharterWay ServiceLeasing. The right all-in-one solution. You choose how to purchase the vehicle and how to ensure vehicle availability. CharterWay ServiceLeasing combines the tailored CharterWay Service products with classic leasing products to create convenient mobility services.

CharterWay Rental². Your fleet of commercial vehicles always matches your order situation perfectly. CharterWay Rental offers inexpensive flexibility in every respect – without tying up your capital. The rental price includes all services, meaning that all you essentially have to do is drive.

For individual advice, please consult your Mercedes-Benz dealer or refer to Mercedes-Benz CharterWay:

www.charterway.com

Service & parts

Mercedes-Benz MobiloVan⁴. Mercedes-Benz MobiloVan gives you a lifetime⁵ mobility guarantee for your Citan. It also gives you free on-the-spot breakdown or starting assistance should your vehicle break down or fail to start; the free Mercedes-Benz MobiloVan service package also includes payment of taxi fares and the provision of a replacement vehicle⁶. We will also keep you mobile and pay your costs if your vehicle has to go into the workshop under warranty and the repairs are likely to take more than two hours. Your Mercedes-Benz dealer would be happy to provide you with further details about MobiloVan conditions and coverage.

Long opening hours. Many of our service outlets are open from Monday to Friday until 8 p.m., 10 p.m. or, in some cases, around the clock.

Mercedes-Benz Service24h. If your Mercedes should ever have starting problems or break down en route, our free³ Service24h hotline (on 00800 3 777 7777) will arrange expert assistance for you as quickly as possible. This hotline is accessible from all European countries. 365 days a year, 24 hours a day, our service teams will make sure that you are back on your way again without delay.

Mercedes-Benz ExpressService. Oil changes and the smaller maintenance tasks along with the replacement of wear parts and minor repairs can be performed without having to make an appointment and often at a fixed price. Most of these tasks can be completed within 2 hours.

MercedesServiceCard. This guaranteed payment card ensures fast, straightforward assistance at authorised workshops throughout Europe. It also speeds up the processing of calls to Service24h and can be used to pay tunnel or toll charges as well as fuel bills.

Mercedes-Benz Genuine Parts. Mercedes-Benz Genuine Parts undergo rigorous material and functional testing, are engineered to fit your vehicle perfectly and remain available for 15 years after the end of series production.

Mercedes-Benz Genuine Remanufactured Parts. If your van has been on the road for some time, Mercedes-Benz Genuine Remanufactured Parts are an ideal choice. Reconditioned in accordance with the current state of the art, they are subjected to the same function checks as new parts and come with the same high quality as Mercedes-Benz Genuine Parts. There's one key difference: they cost up to 50% less!

¹ The product range may vary from country to country

² Available in selected countries only

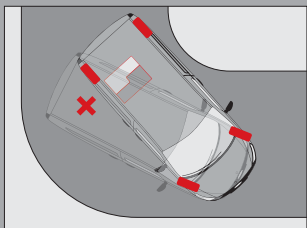
³ This hotline number can be called toll-free from landline phones and mobile phones. In some European countries, calls from mobile phones are subject to a charge set by the network operator. If your network operator does not permit international/free calls, we recommend that you use the relevant supplementary number for the country concerned as an alternative. This can be found on the Service24h sticker in your vehicle

⁴ Valid from 01.10.2012 for vehicles registered for the first time on or after 01.10.2012

⁵ Up to max. 30 years

⁶ Replacement vehicle subject to availability

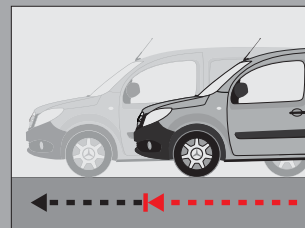
Glossary



Electronic Stability Program ADAPTIVE ESP®

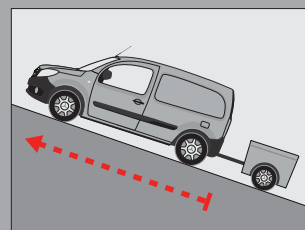
ADAPTIVE ESP® is an innovative dynamic handling control system which also takes the vehicle load into account. It actively intervenes in certain hazardous driving situations, e.g. if there is an imminent risk of skidding, by applying a braking force to one or more wheels and adjusting the engine output as required so as to help the driver deal with the hazardous situation. As well as aiding directional stability, ADAPTIVE ESP® combines the functions of the anti-lock braking system (ABS), acceleration skid control (ASR), electronic brake force distribution (EBD), Brake Assist (BAS) and the optional Start-off Assist system.

Note: ADAPTIVE ESP® can only act within the limits of the laws of physics. As a result, it cannot prevent skidding caused by aquaplaning, for example. If the driver exceeds these limits, even ADAPTIVE ESP® will not be able to prevent an accident.



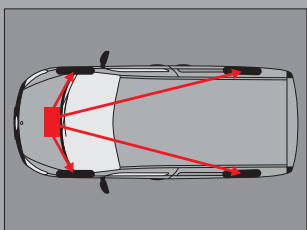
Brake Assist System (BAS)

Our research engineers established that drivers do not apply the brakes vigorously enough during emergency braking. This led us to develop Brake Assist. From the speed at which the brake pedal is depressed, Brake Assist is able to detect a situation where emergency braking is required. In such a situation the system automatically increases braking power, aided by the anti-lock braking system (ABS) which prevents the wheels from locking up.



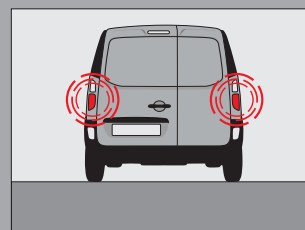
Start-off Assist system

Start-off Assist, an integral part of the ESP®, makes it easier to start off on uphill slopes: after the brake pedal is released, the brake pressure is maintained briefly, allowing the driver to move their foot from the brake pedal to the accelerator without having to worry about the vehicle starting to roll backwards. Start-off Assist is activated on uphill slopes of approx. 4% or steeper. It is not activated when starting off on the flat or on a downhill slope.



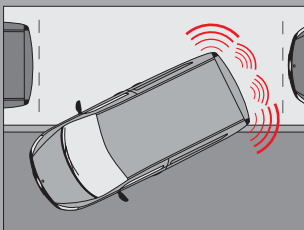
Electronic brake force distribution (EBD)

Electronic brake force distribution (EBD) proportions the braking force between the front and rear wheels of the van as required, in order to optimise braking efficiency in all driving situations. In this way the system prevents “overbraking” of the rear wheels, which could cause the tail to start sliding. At the same time EBD puts less stress on the front brakes, which reduces the risk of fading due to overheating.



Automatically activated hazard warning lights during emergency braking

The automatic hazard warning lights, activated during emergency braking, enhance active safety in dangerous situations. If the driver stops in an emergency, the vehicle's hazard warning lights are switched on automatically.



Reversing aid

The reversing aid assists the driver when parking and manoeuvring with little room to spare. The system, which operates on the echo sounder principle, automatically warns the driver if it detects that the vehicle is close to an obstacle behind it. The warning is provided in the form of an audible signal, which increases in intensity as the gap decreases.

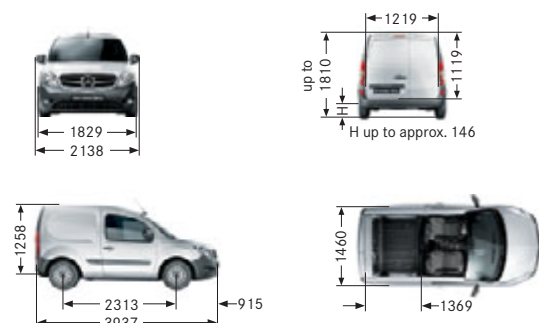


ECO start/stop function

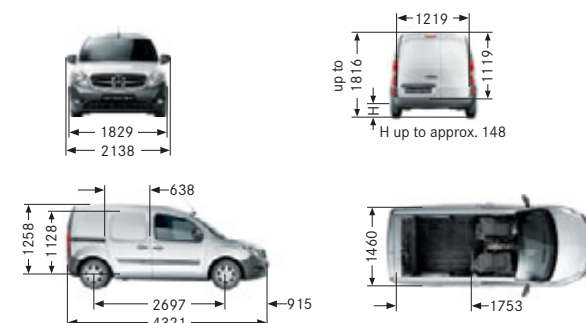
The ECO start/stop function included in the BlueEFFICIENCY packages switches off the engine automatically as soon as the vehicle has been stationary for more than three seconds without a gear being engaged or the clutch pedal being pressed. If the clutch is pressed or the vehicle starts moving, the engine is started again automatically.

Engines, weights and dimensions

Compact panel van with 2313 mm wheelbase



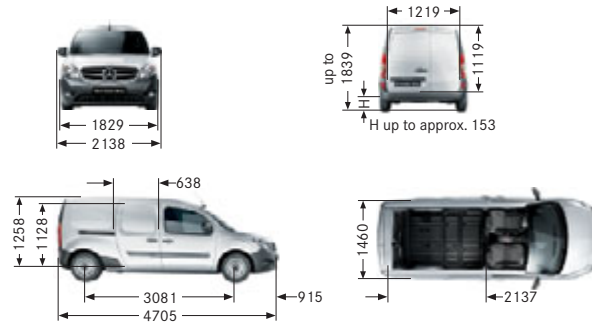
Long panel van with 2697 mm wheelbase



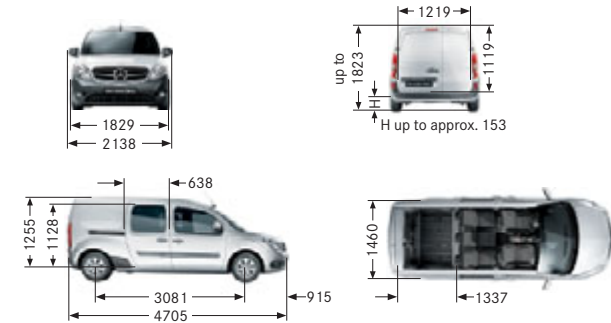
Perm. GVW [kg]	1785	1920	1950	2100
4x2 drive (front-wheel drive)	-			
55 kW (75 hp) at 4000 [rpm] 4 cylinders Diesel Euro 5 Gr. I 1461 cc [Nm] 180 at 1750–2500 [rpm]	108 CDI	-	108 CDI	108 CDI
66 kW (90 hp) at 4000 [rpm] 4 cylinders Diesel Euro 5 Gr. I 1461 cc [Nm] 200 at 1750–3000 [rpm]	109 CDI	-	109 CDI	109 CDI
81 kW ¹ (110 hp) at 4000 [rpm] 4 cylinders Diesel Euro 5 Gr. I 1461 cc [Nm] 240 at 1750–2750 [rpm]	-	-	111 CDI	111 CDI
84 kW ¹ (114 hp) at 4500 [rpm] 4 cylinders Petrol Euro 5 Gr. I 1192 cc [Nm] 190 at 2000–4000 [rpm]	-	112	-	-
Kerb weight [kg] at perm. GVW	1295	1290–1340		
Payload [kg] at perm. GVW	490	620–775		
Perm. gross combination weight [kg]	2835	2970–3150		
Max. roof load [kg] Towing capacity, braked/unbraked [kg]	100 1050/670	100 1050/660–680		
Cargo volume [m³] Max. loading length [mm]	2.4 1369	3.1 1753		
Turning circle Ø [m] Track circle Ø [m]	10.1 9.6	11.2 10.7		

¹ Expected to be available from 2nd quarter of 2013. Fuel-consumption and CO₂ figures were not available at the time of going to press

Extra-long panel van with 3081 mm wheelbase



Extra-long Mixto with 3081 mm wheelbase



Perm. GVW [kg]	2200	2200
4x2 drive (front-wheel drive)	-	-
55 kW (75 hp) at 4000 rpm 4 cylinders Diesel Euro 5 Gr. I 1461 cc 180 Nm at 1750–2500 rpm	-	-
66 kW (90 hp) at 4000 rpm 4 cylinders Diesel Euro 5 Gr. I 1461 cc 200 Nm at 1750–3000 rpm	109 CDI	109 CDI
81 kW ¹ (110 hp) at 4000 rpm 4 cylinders Diesel Euro 5 Gr. I 1461 cc 240 Nm at 1750–2750 rpm	111 CDI	111 CDI
84 kW ¹ (114 hp) at 4500 rpm 4 cylinders Petrol Euro 5 Gr. I 1192 cc 190 Nm at 2000–4000 rpm	-	-
Kerb weight [kg] at perm. GVW	1390–1405	1445–1465
Payload [kg] at perm. GVW	795–810	735–755
Perm. gross combination weight [kg]	3250	3250
Max. roof load [kg] Towing capacity, braked/unbraked [kg]	100 1050/710–720	100 1050/740–750
Cargo volume [m³] Max. loading length [mm]	3.8 2137	2.4–3.7 1337–2137
Turning circle Ø [m] Track circle Ø [m]	12.4 11.9	12.4 11.9

¹ Expected to be available from 2nd quarter of 2013, fuel-consumption and CO₂ figures not available at the time of going to press

Fuel consumption and CO₂ emissions

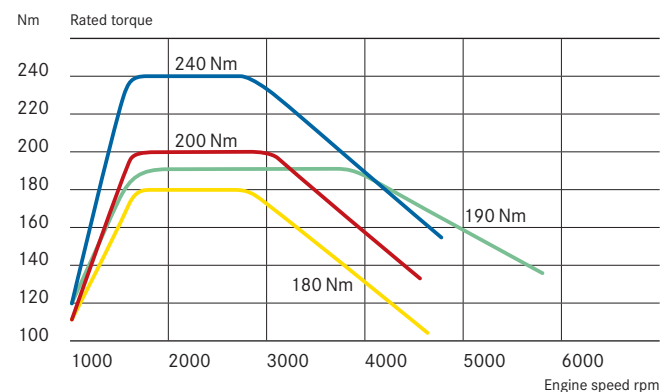
Fuel consumption¹ and emissions with BlueEFFICIENCY package

Engine	Transmission	Final-drive ratio	CO ₂ emissions [g/km] ³	Fuel consumption [l/100 km] ³		
				Urban	Extra-urban	Combined
108 CDI	M5	3.733/4.214 ⁴	119–112	5.0–4.7	4.4–4.2	4.6–4.3
109 CDI	M5	3.733/4.214 ⁴	123–112	5.2–4.7	4.5–4.2	4.7–4.3
111 CDI ²	M6	3.933	Expected to be available from the 2 nd quarter of 2013. Fuel-consumption/CO ₂ figures were not available at the time of going to press			
112 ²	M6	4.125				

Fuel consumption¹ and emissions without BlueEFFICIENCY package

Engine	Transmission	Final-drive ratio	CO ₂ emissions [g/km] ³	Fuel consumption [l/100 km] ³		
				Urban	Extra-urban	Combined
108 CDI	M5	3.733/4.214 ⁴	126–119	5.3–5.2	4.6–4.2	4.8–4.6
109 CDI	M5	3.733/4.214 ⁴	130–119	5.4–5.2	4.7–4.2	5.0–4.6
111 CDI ²	M6	3.933	Expected to be available from the 2 nd quarter of 2013. Fuel-consumption/CO ₂ figures were not available at the time of going to press			
112 ²	M6	4.125				

Torque curves⁵:



	CDI engine OM 607 DE15LA	55 kW (75 hp)
	CDI engine OM 607 DE15LA	66 kW (90 hp)
	CDI engine OM 607 DE15LA	81 kW (110 hp) ²
	Petrol engine M 200.71 12LA	84 kW (114 hp) ²

⁵ CDI engines and petrol engine are certified to Euro 5 Gr. I

¹ Tank capacity approx. 60 l

² Expected to be available from 2nd quarter of 2013, fuel-consumption and CO₂ figures not available at the time of going to press

³ The figures shown were obtained in accordance with the prescribed measuring process (Directive [EC] 715/2007 in the currently applicable version). The figures are not based on an individual model and do not constitute part of the product offer; they are provided solely for purposes of comparison between vehicle models

⁴ With load uprating

Every hero needs a partner

See for yourself by test-driving the new Citan

The Citan really comes into its own when it's on the road. Be it in the city or on the motorway, the Citan impresses on several fronts, offering first-rate ride comfort and ease of use coupled with high-torque, economical engines and outstanding van practicality.

Experience for yourself what makes the Citan so special. And so indispensable. We'd like to invite you to take a test drive. Your Mercedes-Benz dealer will be happy to make all the necessary arrangements for you.

Simply visit www.mercedes-benz.com to locate your nearest Mercedes-Benz dealer. We would like to wish you in advance a pleasant test drive with the new Citan.





The Social Media TV platform uses films and photo galleries to present the latest news and highlights from the world of vans and commercial vehicles. For more, visit www.MYVAN.com

Take-back of end-of-life vehicles. You can return your Citan to us for environment-friendly disposal in accordance with the European Union (EU) End-Of-Life Vehicle Directive. But that day lies a long way off. A network of vehicle take-back depots and dismantlers has been established to make it as easy as possible for you to return your vehicle. You can leave it at any of these points free of charge and, by doing so, make an important contribution to completing the recycling process and conserving resources. For further information about the recycling and disposal of end-of-life vehicles, and the take-back conditions, please visit your national Mercedes-Benz homepage.

Please note: there were no fuel-consumption or CO₂ figures available for the 111 CDI diesel engine or the 112 petrol engine when this brochure went to press (19.04.2012). Changes may have been made to the product since then. The manufacturer reserves the right to make changes to the design, form, colour and specification during the delivery period, provided these changes, while taking into account the interests of the vendor, can be deemed reasonable with respect to the purchaser. Where the vendor or the manufacturer uses symbols or numbers to describe an order or the subject of an order, no rights may be derived solely from these. The illustrations and descriptions may include accessories and items of special equipment which are not part of standard specification. Colours may differ slightly from those shown in the brochure, owing to the limitations of the printing process. This brochure may contain models and services which are not available in certain countries.

This brochure is distributed internationally. Information given regarding statutory regulations, legal requirements and taxation and the consequences thereof applies to the Federal Republic of Germany only and is correct at the time of going to press. Please consult your Mercedes-Benz van dealer for final details.

www.mercedes-benz.com