


E-Class Saloon and Estate



Mercedes-Benz





First impressions

E-Class Saloon. Make yourself at home: take a seat in one of the world's most thoughtfully built cars. A car where every detail is designed with your safety, enjoyment and comfort in mind, where more than 70 sensors watch over you on your journey, and innovations such as Attention Assist and a driver's kneebag give you the reassurance of being ready for whatever the journey may bring. One look at its striking twin headlamp face tells you all you need to know: this is a truly special saloon – the E-Class Saloon.

Insight | page 3 Overview | from page 4

E-Class Estate. Providing answers to our customers' requirements – for everyday motoring, for recreation, for travel. As highlighted by the many useful ideas incorporated within it – from the electro-hydraulically operated tailgate to the versatile load compartment. You feel it whilst driving or being driven. When you experience the marriage of elegance and space. The E-Class Estate – there are plenty of reasons.

Insight | page 11 Overview | from page 12

Facts

Refined pleasures: Engines and suspension from page 19

Better protected than ever: Safety from page 27

Stress relief: Comfort and convenience from page 31

The dynamic E-Class: AMG from page 37

Your personal E-Class: Equipment from page 41

More Mercedes-Benz: Services from page 55

The E-Class in figures: Technical data from page 58

The E-Class Saloon and Estate





Six decades of the finest saloons

The E-Class family tree dates back to 1947, when the 170 V, the first post-war Mercedes-Benz passenger car, was introduced.

It laid the foundation for the many great mid-sized Mercedes-Benz saloons that followed – such as the ‘Ponton’, the legendary ‘Fintail’, and the ‘Stroke 8s’, whose name denoted their debut year of 1968 and whose timeless design still stirs the soul of many a Mercedes aficionado.

The Stroke 8s’ replacement, known internally as W 123, proved even more popular, setting a new sales record during its nine-year run, before handing over to W 124 in 1984, the car that later became the first Mercedes-Benz to officially take the name ‘E-Class’.

It, in turn, was followed in 1995 by the first E-Class to feature the ground-breaking twin-headlamp face.

Now the ninth generation – internal designation W 212 – has moved the E-Class on again, combining the best of its illustrious predecessors and paying tribute to them in its styling, with rear wings reminiscent of the Ponton’s sleek flanks and a reinterpretation of the distinctive twin-headlamp design. What’s more, it benefits from over eight generations’ worth of progress in safety and comfort, and features its own fair share of innovations too. True to its past and yet ready for the future, it’s a worthy inheritor of the E-Class tradition.





Similarly distinctive

Like its predecessors, the latest E-Class is unmistakably a Mercedes. And yet it's also unique and highly distinctive. With its arrow-like nose, athletic flanks and wide, elegant rear, it opens up a new chapter in E-Class design.





Consistently adaptable

Few cars leave you feeling as relaxed at the end of a journey as an E-Class. Its suspension adapts to different situations and irons out imperfections with ease, ensuring maximum harmony and minimum harshness. → page 26





Invitingly distant

Safety and comfort go hand in hand in the E-Class. With technology that monitors blind spots and maintains your distance from the vehicle in front, it not only makes driving more relaxing, but a great deal safer too.

→ pages 27–29

The optional Driving Assistance Package – includes Distronic Plus radar-assisted cruise control, Pre-Safe® Brake, Active Blind Spot Assist and Active Lane-Keeping Assist



Quietly impressive

The sharp looks are backed up by a highly focused drive.
The engines deliver effortless performance, while advanced
technology helps to keep enjoyment high, but emissions low.

→ pages 19–24



Calmly vigilant

There's nothing more reassuring than a travel companion who always looks out for you – someone who remains alert at all times and recognises potential dangers. Attention Assist does just that. It monitors your behaviour at the wheel and can alert you if it spots signs of drowsiness, helping you to stay safe at night or on long journeys. → page 27



Beautifully durable

Some pleasures never pale. Built to the highest standards using only the finest materials, the E-Class interior remains as beautiful after many years as it was on day one. → pages 41–47





Passionately contemporary

The E 63 AMG combines the world of motorsport with the effortless superiority of an executive saloon. Attributes include handling dynamics, agility and power as well as composure and superlative comfort. This is no contradiction but, rather, an expression of complete individuality. Whether it be high-class athlete, watchful companion or single-minded manager, you determine the character of the E 63 AMG yourself. → pages 37–40





The invention of the luxury estate. Up to the late 1970s, the only way to gain extra load-carrying capacity from a Mercedes was to take it to a specialist coachbuilder. The idea of an official Mercedes estate seemed almost unthinkable. And yet in 1977, at the Frankfurt Motor Show, Mercedes-Benz unveiled just such a car: the new W 123 T (the 'T' standing for Tourism and Transport).

It went into production the following year and proved an instant hit, winning plaudits both for its touring ability and for its practicality – and far exceeding all sales expectations. A new kind of Mercedes was born: the luxury estate.

Since then, such estates have become an integral part of the E-Class range, and the latest generation is no exception. Like its predecessors, the E-Class Estate offers all the comfort, safety and elegance of its saloon counterpart but with the added versatility of a larger load compartment – and a personality that's all its own.

Aerodynamic design – because less resistance means more performance

Stylish lines – because practical can be beautiful too



Advanced paint technology – because good looks are worth preserving

Elegant rear – because it's an E-Class from start to finish



Two-zone automatic climate control – because some like it hotter than others

Active Bonnet – because pedestrians don't come with crumple zones



Ergonomic seat design – because your back will thank you for it

Pre-Safe® – because of the way it can introduce preventive measures



Sturdy roof rails – because extra cargo requires extra care

Attention Assist – because sometimes it pays to take a break



Eight-speaker audio system – because in-car entertainment is for all



Attractive load compartment – because even luggage deserves to travel in style

Sumptuous cabin – because driving time should be quality time

Easy-Pack automatic powered tailgate – because loading up shouldn't be a strain

1,950-litre load capacity – because you can never have too much space



Quality materials – because it's a Mercedes-Benz

Versatile seating – because needs change from one journey to the next

Luxurious rear – because everyone wants to travel first class

Generous legroom – because comfortable passengers are contented passengers



- | | | | |
|---|---|---|--|
| <p>19 BlueEFFICIENCY</p> <p>20 Environment, efficiency and the E-Class</p> <p>21 Diesel engines
4-cylinder diesel engines
6-cylinder diesel engine</p> <p>23 Petrol engines
4-cylinder petrol engines
6-cylinder petrol engine
8-cylinder petrol engine</p> <p>25 Transmissions
6-speed manual transmission
5-speed automatic transmission
7G-Tronic auto. transmission</p> <p>26 Suspension
Direct Control suspension
Direct Steering
AirMATIC</p> | <p>27 Safer driving
Attention Assist
Night View Assist Plus
Driving Assistance Package
DISTRONIC Plus
Intelligent Light System</p> <p>29 Optimum protection
Pre-Safe® system
Airbags
Active Bonnet</p> <p>30 E-Guard</p> | <p>31 Multimedia systems
Navigation 50
COMAND multimedia system
Harman Kardon® Logic 7® surround sound system</p> <p>32 Electronic assistants
Speed Limit Assist Plus
Parktronic with Advanced
Parking Guidance
Reversing camera</p> <p>33 Climate systems
Automatic climate control
Luxury automatic climate control
Comfort-ventilated seats</p> <p>34 Seats
Memory Package
Dynamic multi-contour front seats</p> | <p>35 Load compartment systems
Easy-Pack Quickfold
Easy-Pack folding floor
Easy-Pack load-securing kit</p> <p>36 Load space
Luggage capacity
Easy-Pack load compartment cover
Easy-Pack automatic powered tailgate</p> |
|---|---|---|--|

E-Class Saloon and Estate in detail



37 AMG

E 63 AMG exterior
E 63 AMG interior
E 63 AMG technology
AMG Performance Studio

41 Lines, upholstery and trim

SE
Avantgarde
Sport

47 Equipment packages

Luxury Package
Sport Package
designo

50 Standard equipment**51 Optional extras****52 Retailer-fit accessories****53 Alloy wheels**

Standard wheels
Optional wheels
Retailer-fit wheels

55 Services

Mercedes-Benz World
and Museum
Roadside Assistance
Mercedes-Benz Finance
and Insurance
Test drive
Interactive Owner's Manual
Finance offers

59 Paint finishes**60 Dimensions**

Saloon dimensions
Estate dimensions

62 Technical data

Saloon data
Estate data



BlueEFFICIENCY – technology for more efficient driving



Our comprehensive BlueEFFICIENCY measures have already brought significant cuts in fuel consumption to many current Mercedes-Benz models, helping to lower both their CO₂ emissions and their running costs. What's more, we are continuing to develop new environmentally friendly technologies that will reduce emissions even further and help to make motoring more sustainable in the long term.

BlueEFFICIENCY – the Mercedes-Benz efficiency drive. In addition to highly advanced and efficient engines, BlueEFFICIENCY models come with a range of energy-saving measures that enable fuel consumption and CO₂ emissions to be reduced by up to 23%. These measures vary from model to model but can include ECO start/stop, on-demand ancillary components and low-resistance tyres, as well as aerodynamic optimisation and the use of lightweight materials.

BlueTEC – cleaner diesel power. BlueTEC is our cleanest diesel technology to date. Its combination of advanced common-rail direct injection, optimised combustion and modular emissions control systems reduces particulate levels by up to 95% and removes up to 90% of nitrogen oxides, leaving little but water, harmless nitrogen and the satisfaction of knowing you've done your bit for the environment.

HYBRID and BlueTEC HYBRID – the future of internal combustion. The next stage in our efficiency drive, hybrid drivetrains will bring new levels of fuel efficiency and emissions reduction to tomorrow's Mercedes-Benz passenger cars. The diesel equivalent, BlueTEC HYBRID, combines the benefits of hybrid drive with the clean-burn technology of BlueTEC.

BlueZERO – the drivetrains of tomorrow.

The BlueZERO concept showcases three highly developed electric vehicle variants. The E-CELL is an all-electric system driven solely by the battery, E-CELL PLUS pairs battery power with a range-extending internal combustion engine, while the F-CELL features a hydrogen-based fuel-cell stack.

Design for Environment. Our environmental philosophy is not just about in-car technologies. It also involves taking the entire lifecycle of each vehicle into account, from its initial planning to its end-of-life recycling. We apply the same approach to the building and maintenance of new factories too, saving energy, avoiding harmful emissions and making increasing use of renewable resources. In addition, Mercedes-Benz is involved in the development of alternative fuels and conducts research in the field of bionics.

For more information about what BlueEFFICIENCY can do for you, please visit www.mercedes-benz.co.uk/blueefficiency



BlueEFFICIENCY for the E-Class

The E-Class continues our tradition of responsible innovation, introducing a range of technologies that increase fuel economy and reduce emissions. Even its exterior design is efficient, thanks to class-leading aerodynamics.

We take our environmental responsibilities seriously. Drivers, too, are increasingly aware of the importance of reducing emissions and fuel consumption. Which is why almost all

E-Class models are BlueEFFICIENCY models. BlueEFFICIENCY is cleaner technology for the here and now, and includes the following energy-saving measures:



- 1 ECO start/stop on the E 200 CGI BlueEFFICIENCY with 6-speed manual transmission
- 2 Aerodynamically enhanced radiator shutter on all 4-cylinder models and on E 350 CGI BlueEFFICIENCY
- 3 Intelligent alternator for brake energy recovery
- 4 Optimised engines with direct injection, turbocharging and smaller displacements
- 5 Shift point indicator for all manual transmission models
- 6 ECO power steering pump; only active when required
- 7 Intelligent fuel pump; only uses the power it needs
- 8 Low-resistance tyres on 16" and 17" wheels
- 9 Air-conditioning compressor only active when required

Specification varies from model to model

Diesel engines

The E-Class diesel engines maximise power and performance while reducing emissions and fuel consumption.

4-cylinder diesel engines. The E-Class offers a choice of efficient 4-cylinder diesel engines. Thanks to a host of innovative technologies, all three offer torquey performance and instant low-range responses, and yet are also low on emissions, noise levels and fuel consumption.

They feature optimised combustion chambers, ultra-precise piezo injectors and a fourth-generation common-rail system that allows fuel to be injected at even higher pressures – up to 2,000 bar. In conjunction with twin turbochargers, their high ignition pressure means impressive levels of torque are available at any engine speed, while the twin balancer shafts

ensure they remain smooth and refined at all times. They also feature intelligent alternator control that enables brake energy to be recovered when coasting, and a radiator shutter that can reduce drag when the engine requires less cooling. As a result, fuel consumption and CO₂ emissions have decreased by up to 13%. The following 4-cylinder diesel models are available, all of which are fitted with diesel particulate filters and meet the EU5 emissions standard.

- E 200 CDI BlueEFFICIENCY with 136 hp (100 kW), with maximum torque of 360 Nm and CO₂ from 137 g/km

- E 220 CDI BlueEFFICIENCY with 170 hp (125 kW), with maximum torque of 400 Nm and CO₂ from 139 g/km
- E 250 CDI BlueEFFICIENCY with 204 hp (150 kW), with maximum torque of 500 Nm and CO₂ from 139 g/km

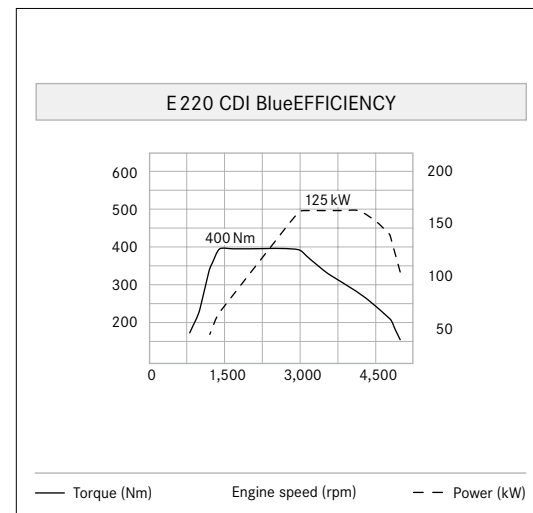
V6 diesel engines. With an output of 265 hp (195 kW), the E 350 CDI BlueEFFICIENCY is the most powerful of E-Class diesels. Its V6 engine features precisely-controlled high-pressure piezo injection and delivers peak torque of 620 Nm. The result is impressive acceleration in any gear and at any speed.



With the continued development of BlueTEC technology the E 350 BlueTEC achieves considerably lower nitrous oxide emissions despite an output of 211 hp (155 kW) with 540 Nm torque. BlueTEC represents developments relating to the treatment of exhaust emissions – making it one of the cleanest diesel technologies available today.



Three 4-cylinder diesel engines are available for the E-Class



The E 220 CDI BlueEFFICIENCY delivers impressive power and torque

Petrol engines

The E-Class offers a wide range of efficient petrol engines, featuring innovative technologies that cut fuel consumption by up to 20% and further reduce CO₂ emissions. All our engines meet the stricter EU5 standard for exhaust emissions.

4-cylinder petrol engines. By combining direct injection, variable valve control and turbo technology, the 4-cylinder E-Class petrol engines achieve impressive levels of power and torque, as well as low fuel consumption and emissions. Injecting fuel directly into the combustion chamber results in a more complete combustion process, which helps to increase the engine's efficiency, while variable valve control means there's always just the right amount of fuel in the cylinders. The engines' lower weight and reduced friction further reduce their fuel consumption, and the twin balancer shafts ensure optimum refinement at all speeds. There are two 4-cylinder petrol variants to choose from:

- E 200 CGI BlueEFFICIENCY, 184 hp (135 kW) and 270 Nm (manual features ECO start/stop)¹
- E 250 CGI BlueEFFICIENCY, 204 hp (150 kW) and 310 Nm

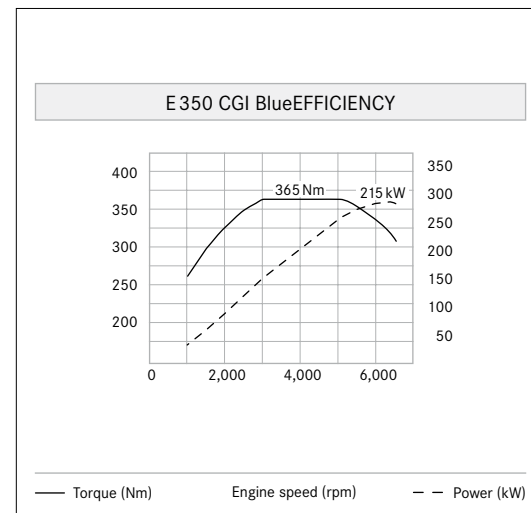
V6 petrol engine. The 6-cylinder E 350 CGI BlueEFFICIENCY benefits from a range of advanced engine technologies, including four valves per cylinder, variable camshaft control for both intake and exhaust, a two-stage intake manifold and balancer shafts. In addition, it comes equipped with second-generation direct petrol injection, which combines high-pressure piezo injection with spray-guided combustion for enhanced efficiency and reduced emissions. To cut fuel consumption even further, the engine is fitted with energy-saving alternator and fuel pump systems. The E 350 CGI BlueEFFICIENCY develops 292 hp (215 kW) plus a maximum 365 Nm of torque.

¹Please consult your local Retailer for availability

V8 petrol engine. The E 500's petrol V8 delivers refined and effortless power. With 387 hp (285 kW) and up to 530 Nm of torque, it accelerates from 0 to 62 mph in just 5.2 seconds.



The E 350 CGI BlueEFFICIENCY features high-pressure direct injection with piezo-electric technology



This state-of-the-art petrol engine combines refinement and performance with low fuel consumption and emissions

Transmissions

The E-Class transmissions are tailored to the needs of each model. They offer a choice of manual and automatic systems, enable you to opt for a sporty or economical driving style, and are ergonomic and easy to use.

6-speed manual transmission. The 4-cylinder E 200 CDI, E 220 CDI, E 250 CDI and E 200 CGI¹ come with a 6-speed manual transmission as standard. It offers quick and precise gear changes, with ratios carefully matched to engine performance, and helps you save fuel by indicating the most efficient downshift point in the instrument panel. In addition, the hold function prevents the car from rolling back on steep inclines, while the Hill Start Assist helps you to pull away smoothly.

5-speed automatic transmission. An electronically controlled 5-speed automatic transmission is available on 4-cylinder models (optional on E 200 CDI, E 220 CDI, E 250 CDI and E 200 CGI, standard E 250 CGI). A choice of two different

settings allows you to opt for either a sportier or a more fuel-efficient shift pattern.

7G-Tronic. V6 and V8 E-Class models are fitted with 7G-Tronic 7-speed automatic transmission as standard (7G-Tronic Plus for the E 350 CDI BlueEFFICIENCY). It includes a Direct Select steering column shift lever, which can either be left in automatic mode or switched to manual for sportier gear changes via the steering wheel shift paddles. The seven forward ratios ensure the engine is always operating at the ideal speed, helping to reduce fuel consumption, while the quicker and smoother shifts make for a more relaxing drive. 7G-Tronic also increases your driving pleasure, giving you better acceleration thanks to its ability to shift

down more than one gear at a time, allowing more rapid overtaking.



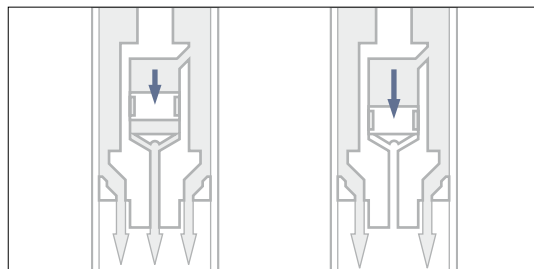
On V6 and V8 models, the transmission is operated via the Direct Select lever on the steering column

¹With ECO start/stop. Please consult your local Retailer for availability

Suspension

Agility and comfort whatever the situation or surface: the standard Direct Control suspension and optional AirMATIC system are designed to please drivers and passengers alike.

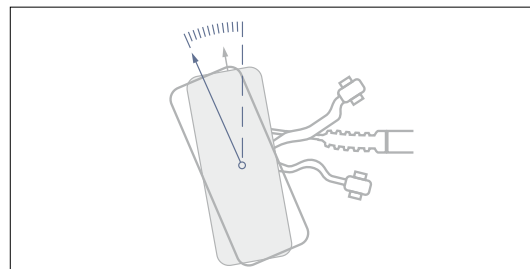
Direct Control (standard). The Direct Control suspension gives the E-Class a perfect blend of agility and ride comfort. Its Adaptive Damping System automatically adjusts the damper settings to suit the situation, and the optimised shock absorption and excellent stability make light work of poor surfaces. On the Avantgarde and Sport, the Direct Control suspension is lowered by 15 mm for an even more dynamic feel.



For optimum agility and comfort, the Direct Control suspension automatically alters the damper settings to suit the situation

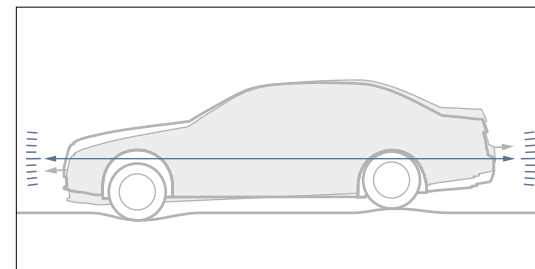
Direct Steering (standard on V6/V8 Avantgarde models and all Sport models). A modified steering ratio reduces the amount of lock required for tighter turns, such as when parking or in sharp bends. This not only makes the driving experience more effortless, but more entertaining too.

AirMATIC air suspension (optional). Thanks to AirMATIC's adaptive damping system, it can



Direct Steering reduces the amount of lock required to turn the wheels, giving you a sportier feel when cornering

adjust the dampers to suit the driving style, situation and load level. AirMATIC lets you choose between comfort and sport settings and can switch to a firmer set-up automatically if necessary. It comes with a self-levelling function that maintains a constant ride height even when the car is fully laden, and also allows you to alter the ride height manually. AirMATIC suspension is standard on the E 500 and optional on V6-engined models.



AirMATIC air suspension helps to maintain a constant ground clearance, even if the car is carrying a heavy load

Safer driving

The E-Class is available with a range of electronic driving aids that help you stay relaxed and steer clear of danger. They can recognise potentially hazardous situations and intervene to prevent an accident occurring while you are driving.

Attention Assist (standard). Particularly beneficial on long journeys, Attention Assist helps detect fatigue by monitoring steering movement and length of journey. Between speeds of approximately 50 and 110mph, it monitors the driver's behaviour via an array of sensors and registers unexpected changes that may indicate tiredness. If it detects such a change, it alerts the driver via a warning in the instrument cluster.



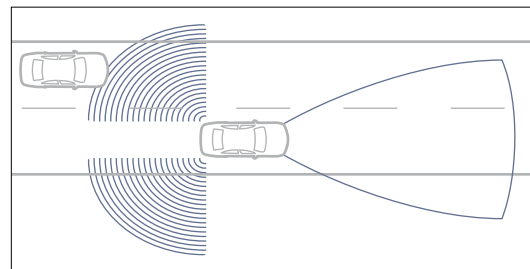
If it detects signs of fatigue, Attention Assist suggests taking a break

Night View Assist Plus (optional). This infrared camera system captures the entire area that would be illuminated on high beam and shows a greyscale image of it on the central display unit. In situations where switching to high beam is not appropriate, Night View Assist Plus ensures you have a clearer picture of the road ahead, enabling you to react faster should you encounter pedestrians, animals or objects.



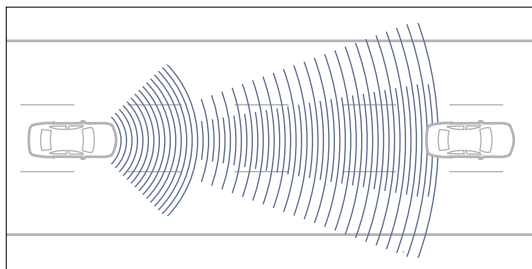
Night View Assist Plus helps drivers to spot pedestrians by highlighting them on the screen

Driving Assistance Package (optional). The E-Class is available with Active Lane-Keeping Assist, which monitors lane markings and, if it notices the car wandering out of its lane, alerts the driver by subtly vibrating the steering wheel. The package also includes Distronic Plus and Active Blind Spot Assist, which warns the driver if it detects a potentially dangerous lane change.



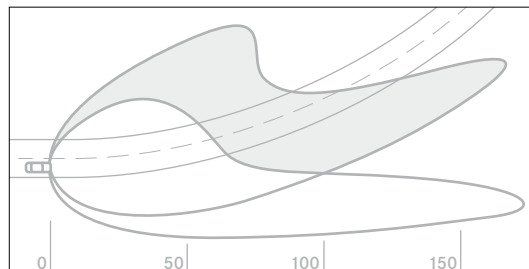
Active Lane-Keeping Assist and Active Blind Spot Assist can help to alert the driver to potential hazards

DISTRONIC PLUS (optional¹). This radar-assisted cruise control helps you to maintain the required distance from the vehicle in front. It applies the brakes automatically (to a standstill if necessary) and accelerates again once the situation allows. Thanks to the new Pre-Safe® Brake, the system can initiate an emergency stop approx. 0.6 seconds before a possible collision, thereby reducing the severity of the impact.



On busy motorways, DISTRONIC PLUS maintains your distance from the vehicle in front and brings the car to a standstill if necessary

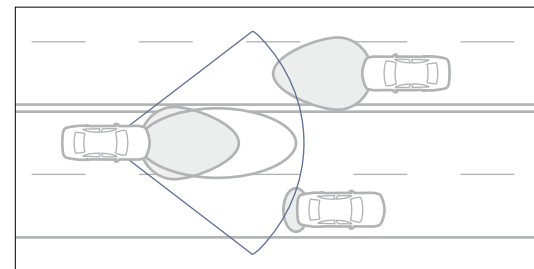
Intelligent Light System (standard²). In addition to bi-xenon headlamps, dynamic range adjustment and LED daytime running lights, it includes the Active Light System, which enables the headlamp beams to turn as the wheels do, giving them up to 90% better coverage of the road ahead. This helps you to see potential hazards much sooner and makes for significantly safer night-time driving, especially on winding roads.



The Active Light System gives you significantly better visibility when cornering with dipped headlamps

Adaptive High Beam Assist further improves visibility in the dark, dipping the headlamps only as far as is necessary to avoid dazzling oncoming traffic or those in the vehicles in front. The smooth transition between high beam and dipped avoids the sudden change in visibility seen with conventional headlamps.

¹DISTRONIC PLUS is only available as part of the optional Driving Assistance Package
²Not available on SE



With Adaptive High Beam Assist, the transition between main beam and dipped is almost imperceptible

Occupant and pedestrian protection

In the event of an accident, the E-Class does everything it can to minimise the consequences. In addition to a high-strength bodyshell, it features a range of intelligent systems that help to protect you, your passengers, and pedestrians too.

Pre-Safe® system (standard). If a probable impact is detected, the Pre-Safe® system can take anticipatory measures to protect the

occupants, such as activating the reversible seat belt tensioners, and automatically closing the windows and sunroof (if fitted).



To satisfy our exacting safety standards, the E-Class engineers optimised the geometry, thickness, quality and connections of every single bodyshell component

Airbags, sidebags and windowbags (standard). For all-round occupant protection, the E-Class comes with dual-stage front airbags, sidebags and pelvisbags for the driver and front seat passenger, driver's kneebag and windowbags on each side. Rear side bags are available as an option.

Active Bonnet (standard). The E-Class comes with Active Bonnet technology. In the event of a collision, the rear of the bonnet is raised by 50 mm, helping to reduce the risk of injury to pedestrians or cyclists.



E-Guard

Your security is in good hands with the E-Guard. It benefits from factory-fitted ballistic protection and 80 years of armoured vehicle expertise.

Like every Mercedes-Benz Guard vehicle, the E-Guard was developed from the ground up for fully-integrated protection. On the outside, it's

indistinguishable from a production E-Class, but under the skin there's an array of special E-Guard components. To ensure these compo-

nents conform to our high standards of structural rigidity, dimensional stability, corrosion protection and finish quality, the E-Guard goes through the same bodyshop processes as any Mercedes-Benz production car and is subjected to the same quality and safety tests. Before a Mercedes-Benz Guard vehicle is passed fit for purpose, however, it also has to demonstrate its bullet resistance in a range of ballistic tests. In addition, the brakes, suspension and electronic safety systems are all calibrated to take account of the extra weight, ensuring the E-Guard not only offers optimum personal protection, but also the comfort you'd expect from a Mercedes-Benz.



The E-Guard: equipped to handle extreme situations, with VR4 ballistic resistance as tested and certified by internationally recognised institutions



Multimedia systems

Entertainment is never in short supply in the E-Class – especially with options such as Navigation 50 or the COMAND multimedia system fitted. COMAND offers a wide range of audio and video functions, plus hard disk-based navigation with dynamic route guidance.

Navigation 50 (optional). This high-quality navigation system not only entertains you all the way to your destination, it gets you there as swiftly as possible too. It includes DVD-based map navigation with 4 GB flash memory and full-colour mapping with TMC (Traffic Message Channel).

COMAND multimedia system (optional). COMAND plays your audio and video DVDs, your CDs and even your MP3 files. It includes an integrated 6-disc changer, a PCMCIA slot and a 6 GB music register, as well as Linguatronic and hard disk-based navigation, and is operated via an intuitive and easy-to-reach controller, with all the functions and information shown on the central 7-inch display.

Both the above include a **Media Interface**, for connection of external media devices.

Harman Kardon® Logic 7® surround sound system (optional). With 14 speakers, including one subwoofer, a 610-watt output and Dolby Digital 5.1, this is high-end audio for a truly exceptional listening experience.



COMAND combines telephone, audio and navigation functions and includes Linguatronic voice control

Rear Entertainment System (optional). The Rear Entertainment System comprises a CD/DVD player, two 8-inch TFT colour displays on the front head restraints, two sets of headphones, remote control and two aux-in connections, allowing the rear passengers to watch films or connect a games console during the journey. Both displays can be used independently of one another.



The two displays for the Rear Entertainment System are integrated in the front-seat head restraints

Electronic assistants

The E-Class does everything it can to make your journey easier. The standard Advanced Parking Guidance system and optional Speed Limit Assist Plus and reversing camera take the strain out of low-speed manoeuvres.

Speed Limit Assist Plus (optional). Always safely within the speed limit: Speed Limit Assist Plus can detect speed-limit signs and display them as symbols on the instrument cluster. They remain displayed there until the speed restriction is lifted or changed. To this end, a windscreen-mounted camera monitors the area in front of the car on a permanent basis. Its trained eye filters out round traffic signs indicating the speed limit. It makes no difference whether the speed-limit sign is at the side of the road or on a gantry above the road. Speed Limit Assist Plus also detects rectangular speed-limit signs, for example those seen when entering or leaving towns. In such cases, the system scans the data stored on the navigation system's digital map. Speed Limit Assist Plus is especially helpful on routes with variable speed limits or road works. In addition, Speed Limit Assist Plus compares the displayed speed limits with the data stored in the navigation system.

Front and rear Parktronic with Advanced Parking Guidance (standard). These intelligent parking aids help you to find a suitably sized gap and manoeuvre safely into it. When driving at low speeds, the ultrasound sensors automatically measure up potential parking spaces. If they find one that fits the bill, the system then offers visual and audible guidance as you steer.



Advanced Parking Guidance alerts you to suitable parking spaces and guides you expertly in

Reversing camera (optional with COMAND only). This rear-mounted camera helps to ensure there are no nasty surprises when reversing, showing you on the central display unit what's immediately behind the car.



The reversing camera's wide-angle lens captures the area immediately behind the car

Climate control

The right cabin climate makes for a relaxed, alert driver and contented passengers. Which is why the E-Class lets everyone choose their own individual temperature settings.

Automatic climate control (standard). The standard climate control system automatically maintains your desired cabin temperature and air flow settings, and can compensate for bright sun, thanks to a windscreen-mounted sensor that measures the intensity and angle of sunlight. It also includes separate air vents for rear seat passengers, as well as a chilled glove

compartment, an air recirculation function, and a combined dust and activated charcoal filter that even captures particulates.

Luxury automatic climate control (optional). With luxury automatic climate control, which comes as standard on the E 500 and is optional on all other models, everyone can determine

their own individual temperature settings. It includes separate controls for the driver, front passenger and those in the rear, plus extra vents in the B-pillars and an additional blower below the centre console. It also lets you choose between three different air flow styles: diffuse, medium and focused.

Comfort-ventilated front seats (optional).

For all-season comfort, the air-conditioned front seats give you a choice between active seat ventilation and one of three different heat settings. Once you've had time to cool down or warm up, they reduce the heat or ventilation level automatically.



The luxury automatic climate control system is intuitive and easy to use



Seats

The E-Class seats are designed to meet the very highest standards of comfort, ergonomics and safety.

Memory Package (optional). With the Memory Package fitted, both front seats are fully electrically adjustable via user-friendly controls in the doors. The package also allows up to three separate settings for the driver's seat, steering column and exterior mirrors to be stored and recalled.



The door-mounted controls of the optional Memory Package

Dynamic multi-contour seats (optional). The dynamic multi-contour seats ensure optimum support for those in the front. Individually controlled air chambers allow the seats to adapt to the occupant's body shape, and the seat length, side bolsters and lumbar supports are all pneumatically adjustable. In sportier



Dynamic multi-contour seat controls

driving, the bolsters can automatically increase the level of side support, and there's also a seven-zone dynamic massage function for maximum in-car relaxation.



Load compartment management

The E-Class Estate not only offers an exceptionally generous load compartment, it also has a range of intelligent solutions that help you make the most of the space.

Easy-Pack Quickfold (standard). Thanks to the Quickfold release levers on the E-Class Estate's D-pillars, the rear seat can be folded forward from the load compartment. The backrest can also be released with a single pull of the C-pillar lever. Even with both backrest sections upright, the load compartment offers a generous 695 litres of luggage space.



The Easy-Pack Quickfold lever on the D-pillar lets you fold the rear seats forward from the load compartment

Easy-Pack folding floor (standard). The new two-piece Easy-Pack folding floor offers easy access to the 112-litre underfloor compartment. This additional stowage space can be used to keep smaller items safe. There's also a compartment tray under the floor as well as a collapsible crate.



The Easy-Pack folding floor opens to give access to the compartment beneath (shown with optional Easy-Pack load-securing kit)

Easy-Pack load-securing kit (optional). With its cargo rails and telescopic bar, the Easy-Pack load-securing kit allows you to divide the load area into adjustable zones. The kit also includes a retractable cargo belt for securing items to the side of the luggage compartment and a sill guard that protects against chips and scratches when loading and unloading.



The rear seat backrest can also be quickly and easily released via a lever on the C-pillar



Load space

With intelligent features and up to 1,950 litres of luggage capacity, the E-Class Estate is a class-leading load-carrier.

Luggage capacity. A length of 4.89 metres and a width of 1.85 metres enable the E-Class Estate to offer exceptional interior space. The load compartment swallows a vast 1,950 litres of luggage or, with the optional folding rear-facing child seats in place, accommodates a family of seven. In addition, the rear seat has a 1/3:2/3 split for even more seating permutations.



The optional folding rear-facing seats for the load compartment offer space for two extra passengers of up to 140 cm or 50 kg

Easy-Pack load compartment cover (standard). For easy access, the E-Class Estate features a load compartment cover that lifts automatically as the tailgate opens and returns to its starting position when the tailgate is closed. The cover comes in your chosen interior colour and also features a safety net that protects occupants against injury.



The Easy-Pack load compartment cover lifts automatically when the tailgate is opened

Easy-Pack automatic powered tailgate (standard). The electro-hydraulic Easy-Pack powered tailgate can be opened remotely from the driver's seat or via the car key and closed again by simply pressing a button in the tailgate. In addition, it can be stopped part way to avoid contact with low ceilings – when parked in a garage for instance.



The Easy-Pack automatic powered tailgate opens and closes at the touch of button and can also be stopped part way



E 63 AMG exterior

The E 63 AMG has a look that leaves no doubt as to its sporting intentions. AMG front and rear aprons, side skirts and wider front wheel arches reflect the muscular power of its 525 hp (386 kW) engine, while the AMG-specific LED daytime running lights and 19" AMG 5-twin-spoke alloy wheels further set it apart.



EXTERIOR

19" AMG 5-twin-spoke alloy wheels

AMG Direct Control sports suspension

Intelligent light system with bi-xenon headlights

AMG high-performance braking system

AMG-specific LED daytime running lights

AMG sports exhaust system with chromed twin tailpipes each side

AMG bodystyling comprising front and rear aprons and side skirts

Metallic paint

Panoramic sunroof (Estate only)



E 63 AMG shown with optional panoramic sunroof and Driving Assistance Package



E 63 AMG interior

The performance pedigree of the E 63 AMG is as evident inside as out. At the heart of its high-tech cabin is the AMG Drive Unit with E-Select shift lever, allowing you to tailor the driving experience to your taste. The innovative technology is accompanied by first-class materials, such as fine leather for the ergonomic AMG sports seats and AMG 3-spoke sports steering wheel, plus brushed stainless steel for the AMG door sill strips and AMG sports pedals.

INTERIOR

AMG 3-spoke nappa leather steering wheel with Alcantara® inserts

AMG Drive Unit with E-Select shift lever

AMG door sill strips in brushed stainless steel

AMG instrument cluster with Racetimer


AMG speed-sensitive sports steering

AMG leather sports seats with enhanced side support

COMAND multimedia system

Memory Package

Heated front seats



E 63 AMG technology

The E 63 AMG delivers breathtaking performance, power and agility – and lets you switch between sport and comfort settings at the touch of a button.

AMG 6.3-litre V8 engine. The E 63 AMG's V8 engine boasts race-honed components such as a dual-length magnesium intake manifold with internal throttle valves and a high-tech valve train. They help it achieve a highly impressive set of figures: developing 525 hp (386 kW) and 630 Nm of torque, the E 63 AMG accelerates from 0 to 62 mph in just 4.5 (Saloon) or 4.6 seconds (Estate).

AMG Speedshift MCT 7-speed automatic transmission. This high-tech transmission offers the ultimate in flexibility. In addition to Race Start and automatic throttle blipping, it also provides four individual transmission modes: Comfort, or 'C' for short, optimises fuel economy, while 'S' (Sport), 'S+' (Sport Plus) and 'M' (Manual) deliver a more performance-orientated drive, with upshifts taking less than 100 ms thanks to the partial suppression of individual cylinders. In place of a conventional torque converter, there's a compact wet clutch that instantaneously translates accelerator pedal movements into forward thrust, while guaranteeing optimum traction.

AMG Ride Control sports suspension.

The E 63 AMG features a wider front axle that considerably improves lateral dynamics, and boasts an electronically controlled damping system that instantly maximises agility or comfort according to the situation. Its set-up can also be adjusted to suit the driver's tastes and needs: the AMG Ride Control sports suspension comes with manually selectable 'Comfort', 'Sport' and 'Sport Plus' modes, and there's a choice of 'On', 'Off' or 'Sport' settings for the Electronic Stability Programme (ESP®). In addition, E 63 AMG models feature AMG speed-sensitive sports steering with a more direct ratio for enhanced precision and feel, plus AMG high-performance brakes whose 360 mm discs and highly durable race-tested compound technology ensure exceptional stopping power and fade resistance.



AMG Performance Studio

The AMG Performance Studio offers a range of ways in which to give the E63 AMG an even more dynamic look and feel. The AMG Performance Package for the Saloon adds AMG Ride Control performance suspension, which provides a tauter set-up across all three modes, as well as an AMG rear locking differential, a body-coloured boot lip spoiler and an electric rear roller blind.

The AMG Exterior Carbon Package, meanwhile, lends a highly exclusive touch to the Saloon's exterior, with carbon fibre for the front apron deflectors, mirror housings, AMG boot lip spoiler and rear apron inserts.

Other options for both Saloon and Estate include carbon fibre interior trim, illuminated AMG door sill strips, and new AMG high-performance ceramic compound brakes that reduce weight by 40% and ensure outstanding fade resistance even under extreme loads.



E-Class SE

All E-Class lines have style and comfort in abundance, as well as advanced technology such as Advanced Parking Guidance. For the E-Class SE, standard specification also includes Direct Control suspension and a chromed three-bar radiator grille with stone grey louvres.

EXTERIOR

16" alloy wheels – 5-twin-spoke design

Parktronic with Advanced Parking Guidance, front and rear

Easy-Pack automatic powered tailgate (Estate only)

Twin round fog lamps and daytime running lights with black surround

LED tail lights (excluding indicators)

INTERIOR

Artico artificial leather upholstery

Audio 20 single CD/radio with 5.8-inch screen

Bluetooth® interface for hands-free telephony

Stamped aluminium trim

Heated front seats

ISOFIX child seat fixing points in rear

Multi-function steering wheel in nappa leather, 4-spoke design with 12 buttons

Rear seat, split folding 1/3:2/3, with Easy-Pack Quickfold system (Estate only)





The SE interior features Artico artificial leather upholstery for the seats and door trims, in either Black or Alpaca Grey. There's also aluminium trim as standard.

BLACK

101 Artico artificial leather


ALPACA GREY

108 Artico artificial leather

TRIM

739 Aluminium, stamped (standard)

734 Eucalyptus (optional)



101



108



739



734

E-Class Avantgarde

With features such as the Intelligent Light System and leather upholstery as standard, the Avantgarde line lends the E-Class a luxurious feel. It also comes with lowered suspension and larger alloy wheels.

EXTERIOR

17" alloy wheels – 5-twin-spoke design

Lowered suspension (by 15 mm)

Easy-Pack automatic powered tailgate (Estate only)

Chromed three-bar radiator grille with black louvres

Intelligent Light System with bi-xenon headlights, LED daytime running lights and Adaptive High Beam Assist

Chrome trim on side, rear and shoulderline

INTERIOR

Leather upholstery

Ambient lighting in dashboard and door panels


Automatically dimming rear view mirror and driver's door mirror

Black Ash wood trim

Direct Select on V6/V8 models (as shown)

Rear seat, split folding 1/3:2/3, with Easy-Pack Quickfold system (Estate only)



201
801

254

BLACK

201 Leather

801 Nappa leather¹**ALMOND BEIGE**

205 Leather

805 Nappa leather¹**ALPACA GREY**

208 Leather

808 Nappa leather¹**CHESTNUT BROWN**

254 Leather

NATURAL BEIGE





264 Leather

TRIM

736 Black Ash (standard)

H76 Aluminium, brushed (optional)

W60 Burr Walnut (optional)

205
805

264

208
808

736



H76



W60

¹Nappa leather is only available as part of the Luxury Package (code P34)

V6/V8 interior shown

E-Class Sport

18" AMG alloy wheels and AMG bodystyling give the E-Class Sport an even more dynamic look, while Direct Steering and lowered Direct Control suspension ensure it feels sportier too.

EXTERIOR

18" AMG alloy wheels – 6-twin-spoke design

AMG bodystyling – front, rear and side skirts

Easy-Pack automatic powered tailgate (Estate only)

Intelligent Light System with bi-xenon headlights, LED daytime running lights and Adaptive High Beam Assist

Direct Control suspension – lowered by 15 mm

Sports braking system with perforated front brake discs

INTERIOR

Sports front seats with Artico artificial leather side bolsters and centre section in Dynamica micro-fibre

AMG floor mats

AMG 3-spoke sports steering wheel in nappa leather

Black roof lining

Brushed aluminium trim

Steering wheel gear shift paddles (automatic transmission only)

Brushed stainless steel pedals with rubber studs

Rear seat, split folding 1/3:2/3, with Easy-Pack Quickfold system (Estate only)



V6/V8 interior shown




BLACK

601 Dynamica microfibre/Artico artificial leather

231¹ Leather**ALMOND BEIGE**205² Leather**ALPACA GREY**208² Leather**CHESTNUT BROWN**254² Leather**NATURAL BEIGE**264² Leather**TRIM**

H76 Brushed aluminium (standard)


736 Black Ash (optional)

¹Sports seats with optional leather upholstery in Black only²Replaces sports seats with Avantgarde seats

601




208




231



254



205



264



H76



736

V6/V8 interior shown

Luxury Package

With sumptuous materials and elegant appointments, the optional Luxury Package offers an extra touch of exclusivity to Avantgarde models.



INTERIOR

Nappa leather seats, armrest and door centre panels in Black, Alpaca Grey or Almond Beige (door trims in ruffled leather)

Alcantara® roof lining (Alpaca Grey or Almond Beige)

Electric glass sunroof or panoramic sunroof upgrade

Wood- and leather-trimmed steering wheel in Black Ash (V6/V8 models only)

Dashboard with decorative double seams

Velour floor mats trimmed with nubuck border



Exterior Style Package

Add extra athleticism to your E-Class SE – with the optional Exterior Style Package. Its lowered suspension, front brake calipers with ‘Mercedes-Benz’ lettering and 18" 5-spoke alloy wheels lend the SE model an even sportier look and feel. The tail is enhanced by a unique rear apron with visible exhaust pipe.



EXTERIOR

18" 5-spoke alloy wheels (code R32)

front: 245/40 tyres

rear: 265/35 tyres

Single oval tailpipe in polished stainless steel

Brake calipers with ‘Mercedes-Benz’ lettering

Perforated front brake discs

Lowered Direct Control suspension (by 15 mm)



designo

designo offers a wide range of ways to give your E-Class a more individual touch. Talk to your Retailer about the many paint finishes, leather upholsteries, fine wood trims and soft Alcantara® roof linings and put together your own personal combination. For further information go to www.mercedes-benz.co.uk/designo

EXTERIOR

Four *designo* metallic paint finishes

Three *designo* Magno paint finishes

Four *designo* Mystic paint finishes

INTERIOR

designo wood trim with a choice of three finishes

designo leather upholstery in nine colours

designo leather appointments comprising upper dashboard trim and upper door trims in *designo* Black leather

Roof lining in *designo* Alcantara®

Steering wheel in *designo* wood and leather

Specific *designo* upholstery design with contrast leather piping and *designo* badge

Door centre panels in *designo* leather with contrast leather piping

Velour floor mats with *designo* Black leather edging and *designo* badge



Standard equipment | Selection



Central display unit with 5.8-inch screen



Multi-function steering wheel in nappa leather



Intelligent Light System with bi-xenon headlamps and LED daytime running lights (standard on Avantgarde and Sport)



Automatic climate control



LED tail lights (SE version shown)



Audio 20 single CD/radio entertainment system



Optional extras | Selection



COMAND multimedia system



Side blinds, part of the optional Sun Protection Package




Two-part panoramic glass sunroof



Easy-Pack boot box (Saloon only)



Electric glass sunroof



Easy-Pack load-securing kit (Estate only)



Retailer-fit accessories

A Mercedes-Benz is not just a car, it's a travel companion that can be tailored to your personal needs – with our wide range of Retailer-fit accessories.

Our Retailer-fit accessories range includes flexible and secure cargo-carrying solutions for bikes, skis or other awkward loads, and child seats for all ages and sizes. The new KidFix seat, for instance, is designed for children of between 15 and 36 kg, or approximately 3.5 to 12 years of age. The raised seating position and the height-adjustable backrest help to protect the occupant in the event of a side impact, and the seat can be held firmly in place using the ISOFIX anchorage points and the three-point seat belt. Its 'DaimlerSquare' fabric cover can be removed and washed, and the seat includes Automatic Child Seat Recognition (AKSE) which automatically disables the front passenger airbag for increased safety.

The soundtrack to your E-Class journey can be personalised too – with the Mercedes-Benz iPod® interface kit. It enables you to access tracks and playlists via the multi-function steering wheel and view your selection in the instrument cluster. The iPod® itself is stowed safely in the glove compartment, where it charges as you drive.

For more information about these and other accessories, talk to your Mercedes-Benz Retailer or consult the E-Class accessories brochure.



The new KidFix child seat offers optimum safety



The chromed coat hanger clips onto the headrest of either front seat and keeps clothing items from getting creased

Alloy wheels



16" 5-twin-spoke alloy wheels (standard on SE; 17" optional on SE)



17" 5-twin-spoke alloy wheels (standard on Avantgarde)



18" 6-twin-spoke AMG alloy wheels (standard on Sport)



18" 5-spoke alloy wheels (optional on Avantgarde and with optional Exterior Style Package)





19" AMG 7-double-spoke alloy wheels, Stirling Silver painted (optional on Sport)



16" incenio 7-spoke design alloy wheels (Retailer-fit accessory)



17" incenio 8-spoke design alloy wheels (Retailer-fit accessory)



18" AMG 5-double-spoke alloy wheels, burnished (optional on Sport)



17" incenio 5-spoke design alloy wheels (Retailer-fit accessory)



18" incenio 5-spoke design alloy wheels (Retailer-fit accessory)



Following the star

Mercedes-Benz World at Brooklands. Celebrate the story of Mercedes-Benz and you'll celebrate the story of motoring itself at Mercedes-Benz World in Surrey. A World of experiences.

A World of discoveries. A World you will love to explore. Discover Mercedes-Benz racing heritage, its connections to the famous Brooklands circuit and to legendary drivers. View, touch and sit in every car from the Mercedes-Benz range, and encounter automotive legends like the 'Gullwing', in the UK's largest Mercedes-Benz showcase. Then set your pulse racing by booking one of our thrilling Driving Experiences. Enjoy AMG performance on the purpose-built Handling Circuits or Wet Skid Circle, an axle-twisting off-road adventure, or treat your kids to their own drive in an A-Class if they are over 1.5 metres tall. For more interactive action, take a virtual journey along the production line in 'Build' or take a seat in the cinema and

accelerate from the birth of the car to the latest innovations in 20 eye-opening minutes.

Relax and refuel in Café 1886, or for a gourmet treat enjoy the first-class menu and elegant surroundings of the Gullwing Restaurant.

Finally, extend your visit with a short stroll to Brooklands Museum to see their collection of classic cars, aviation exhibitions – and the legendary Concorde. For more information visit www.mercedes-benzworld.co.uk

Mercedes-Benz Museum. More than 120 years of automotive history in one place – the Mercedes-Benz Museum in Stuttgart-Untertürkheim. With a total exhibition area of 16,500 m², it transports the visitor into a fascinating world of automotive achievement. You can see the first modern motor car, the Mercedes Simplex, discover over 100 years of motor-racing history, and, of course, admire

our classics, such as the 'Gullwing' and the 'Tail Fin'. Legendary cars such as these have always occupied a special place in the hearts of car enthusiasts. Now they have a special place of their own in the Mercedes-Benz Museum. We look forward to welcoming you there soon.

Roadside Assistance. Rest assured that should you ever need help, Mercedes-Benz Roadside Assistance is there for you. In the unlikely event of a technical breakdown¹ you can rely on the Mercedes-Benz Roadside Assistance Team – anywhere in Europe. Simply phone our Customer Assistance Centre on 00800 1 777 7777,² where our specialists will organise assistance for you. Mercedes-Benz will also assist you in the event of a minor mishap preventing you from driving your vehicle.³ Whether you lose your key, run out of fuel or your vehicle is damaged due to an accident or vandalism, Mercedes-Benz

¹ Technical breakdown cover is initially valid for your vehicle for four years from the date of first registration. This can be extended from the fifth year, up to a maximum of 30 years, on completion of each scheduled maintenance service, providing that this service is carried out by a Mercedes-Benz Official Workshop ²In non-affiliated European countries: +44 20 7975 7077 ³This cover can be retained from the fifth year. Your Mercedes-Benz Official Workshop will provide details of how to renew this cover once your initial four year term has expired

ensures that you still reach your destination. Often the problem can be rectified on the spot, but if this is not possible, we will naturally ensure that your vehicle is taken to the nearest Mercedes-Benz Official Workshop to get you back on the road as quickly as possible.

Mercedes-Benz Finance. At Mercedes-Benz Finance, our single-minded aim is to provide optimum financial solutions for all those who share the Mercedes-Benz philosophy of absolute commitment to quality. Whether you are a private customer or a business user, our finance and leasing packages can be tailored to meet your individual needs. For further information on Mercedes-Benz Finance, please contact your local Mercedes-Benz Retailer.

Mercedes-Benz Insurance offers a fully comprehensive 5 star¹ motor insurance policy specifically designed to give you the cover you would expect from Mercedes-Benz. For a quotation, please call 0845 600 2180.²

Test drive. A Mercedes-Benz is most at home on the road. This is the only way to experience the effortlessly superior driving feel that lends every Mercedes model its inimitable class. Feel the power of efficient engines with low fuel consumption, and precise steering designed to put you in the mood for driving. And experience what true comfort really feels like. The unique feeling of driving a Mercedes cannot be put into words, however. Which is precisely why we'd like to invite you to take a test drive.

Your Mercedes-Benz Retailer will be happy to make all the necessary arrangements for you. Simply visit **www.mercedes-benz.co.uk/testdrive** to request a test drive. We look forward to seeing you.

Interactive Owner's Manual. The website also offers an interactive tour, enabling you to take a closer look at your desired model. This simulation is the ideal way to acquaint yourself with your dream car. You can view key functions in detail, gain an insight into the car's inner workings or look at the benefits of each model. For further details, visit **www.mercedes-benz.co.uk/eclasssaloonmanual** **www.mercedes-benz.co.uk/eclassestatemanual**

¹ As rated 5 by Defaqto, a leading independent financial research company.

² Mercedes-Benz Motor Insurance is underwritten by Aviva Insurance UK Limited

² Calls are charged at local rate and may be recorded

Mercedes-Benz low rate and deposit contribution finance offers

Representative example

E 220 CDI BlueEFFICIENCY SE Saloon with metallic paint and automatic transmission

36 monthly payments of**	£349.00
On-the-road price [†]	£31,580.00
Customer deposit	£6,020.48
Retailer deposit contribution	£600.00
Duration of agreement	36 months
Optional purchase payment [†]	£15,625.00
Acceptance fee	£180.00
Purchase activation fee [†]	£95.00
Amount of credit	£24,959.52
Total amount payable ^{††}	£35,084.48
Representative APR	5.8% APR
Fixed interest rate	5.24%

Example offers – 5.8% APR Representative

	Metallic paint	Automatic transmission	Parktronic	On-the-road price [†]	Retailer deposit contribution	Customer deposit	36 monthly payments of**
E 200 CDI BlueEFFICIENCY SE Saloon	●	●	●	£28,920.00	£600.00	£5,402.59	£339.00
E 220 CDI BlueEFFICIENCY SE Saloon	●	●	●	£31,580.00	£600.00	£6,020.48	£349.00
E 250 CDI BlueEFFICIENCY Sport Saloon	●	●	●	£37,280.00	£600.00	£6,804.98	£439.00
E 350 CDI BlueEFFICIENCY Sport Saloon	●	●	●	£39,145.00	£600.00	£7,171.60	£459.00

[†]On-the-road price includes complimentary metallic paint offer. The complimentary metallic paint offer excludes Diamond White metallic paint. This finance campaign is available on E-Class Saloon models ordered/credit approved between 1 April and 30 June and registered by 30 September 2011, excluding AMG and special request engines ^{††}Payable if you exercise the option to purchase the car ^{†††}Includes optional purchase payment, purchase activation fee and retailer deposit contribution

**Based on a Mercedes-Benz Agility agreement and 10,000 miles per annum. Excess mileage charges may apply. Quotations available on request for alternative contract lengths and mileages. Guarantees and indemnities may be required. Credit provided subject to status from Mercedes-Benz Financial Services UK Ltd, MK7 8ND # 3 years' complimentary Service Care offer covers the first 3 scheduled services. 3 years is based on service intervals of 12 months or 15,600 miles (whichever comes sooner). Service Care covers the manufacturer's recommended service content only. Service Care offer is available for E-Class Saloon models up to and including May production and registered between 8 April and 30 June 2011, excluding AMG and special request engines. Service Care contracts must be activated by 31 July 2011

Mercedes-Benz Service Care

Complimentary Mercedes-Benz Service Care is included for the first three years[#]

- Maintained by Mercedes-Benz Official Workshops
- Mercedes-Benz trained technicians
- Meets requirements of Mercedes-Benz Agility finance agreement

Mercedes-Benz Motor Insurance

- 24-hour, seven days a week UK accident recovery
- Only genuine Mercedes-Benz parts used
- To qualify for up to 10% discount go to www.mercedes-benz.co.uk/motorinsurance
- Alternatively, call Mercedes-Benz Motor Insurance now on **0845 600 2180** for an annual quote

We may decline to quote in some circumstances. Cover not available in Northern Ireland

- Standard and optional equipment included in the price

Whilst these offers are only available with Mercedes-Benz Finance, our Mercedes-Benz Retailers do arrange finance on behalf of other finance companies as well

Mercedes-Benz low rate and deposit contribution finance offers

Representative example

E 250 CDI BlueEFFICIENCY Sport Estate with metallic paint and automatic transmission

36 monthly payments of **	£449.00
On-the-road price [†]	£39,070.00
Customer deposit	£6,725.30
Retailer deposit contribution	£500.00
Duration of agreement	36 months
Optional purchase payment ^{††}	£19,850.00
Acceptance fee	£180.00
Purchase activation fee [†]	£95.00
Amount of credit	£31,844.70
Total amount payable ^{††}	£43,514.30
Representative APR	5.8% APR
Fixed interest rate	5.31%

Example offers – 5.8% APR Representative

	Metallic paint	Automatic transmission	Parktronic	On-the-road price [†]	Retailer deposit contribution	Customer deposit	36 monthly payments of**
E 220 CDI BlueEFFICIENCY SE Estate	●		●	£31,815.00	£500.00	£5,606.46	£349.00
E 220 CDI BlueEFFICIENCY SE Estate	●	●	●	£33,370.00	£500.00	£5,954.97	£359.00
E 250 CDI BlueEFFICIENCY Sport Estate	●	●	●	£39,070.00	£500.00	£6,725.30	£449.00
E 350 CDI BlueEFFICIENCY Sport Estate	●	●	●	£40,935.00	£500.00	£7,094.36	£469.00

[†]On-the-road price includes complimentary metallic paint offer. The complimentary metallic paint offer excludes Diamond White metallic paint. This finance campaign is available on E-Class Estate models ordered/credit approved between 1 April and 30 June and registered by 30 September 2011, excluding AMG and special request engines ^{††}Payable if you exercise the option to purchase the car ^{†††}Includes optional purchase payment, purchase activation fee and retailer deposit contribution

**Based on a Mercedes-Benz Agility agreement and 10,000 miles per annum. Excess mileage charges may apply. Quotations available on request for alternative contract lengths and mileages. Guarantees and indemnities may be required. Credit provided subject to status from Mercedes-Benz Financial Services UK Ltd, MK7 8ND # 3 years' complimentary Service Care offer covers the first 3 scheduled services. 3 years is based on service intervals of 12 months or 15,600 miles (whichever comes sooner). Service Care covers the manufacturer's recommended service content only. Service Care offer is available for E-Class Saloon models up to and including May production and registered between 8 April and 30 June 2011, excluding AMG and special request engines. Service Care contracts must be activated by 31 July 2011

Mercedes-Benz Service Care

Complimentary Mercedes-Benz Service Care is included for the first three years[#]

- Maintained by Mercedes-Benz Official Workshops
- Mercedes-Benz trained technicians
- Meets requirements of Mercedes-Benz Agility finance agreement

Mercedes-Benz Motor Insurance

- 24-hour, seven days a week UK accident recovery
- Only genuine Mercedes-Benz parts used
- To qualify for up to 10% discount go to www.mercedes-benz.co.uk/motorinsurance
- Alternatively, call Mercedes-Benz Motor Insurance now on **0845 600 2180** for an annual quote

We may decline to quote in some circumstances. Cover not available in Northern Ireland

- Standard and optional equipment included in the price

Whilst these offers are only available with Mercedes-Benz Finance, our Mercedes-Benz Retailers do arrange finance on behalf of other finance companies as well

Mercedes-Benz low rate and deposit contribution finance offers

Representative example

E 63 AMG Saloon

36 monthly payments of **	£799.00
On-the-road price	£73,415.00
Customer deposit	£8,999.00
Retailer deposit contribution	£6,971.84
Duration of agreement	36 months
Optional purchase payment†	£36,125.00
Acceptance fee	£180.00
Purchase activation fee†	£95.00
Amount of credit	£57,444.16
Total amount payable††	£81,134.84
Representative APR	5.6% APR
Fixed interest rate	5.24%

Example offers – 5.6% APR Representative

	Metallic paint	Automatic transmission	Leather	Parktronic	On-the-road price	Retailer deposit contribution	Customer deposit	36 monthly payments of**
E 63 AMG Saloon	●	●	●	●	£73,415.00	£6,971.84	£8,999.00	£799.00
E 63 AMG Estate	●	●	●	●	£75,970.00	£6,158.31	£9,499.00	£839.00

● Standard and optional equipment included in the price

Mercedes-Benz Motor Insurance

- 24-hour, seven days a week UK accident recovery
- Only genuine Mercedes-Benz parts used
- To qualify for up to 10% discount go to www.mercedes-benz.co.uk/motorinsurance
- Alternatively, call Mercedes-Benz Motor Insurance now on **0845 600 2180** for an annual quote

We may decline to quote in some circumstances. Cover not available in Northern Ireland

Whilst these offers are only available with Mercedes-Benz Finance, our Mercedes-Benz Retailers do arrange finance on behalf of other finance companies as well

This finance campaign is available on E 63 AMG models registered between 1 February and 30 June 2011 only †Payable if you exercise the option to purchase the car ††Includes optional purchase payment, purchase activation fee and retailer deposit contribution **Based on a Mercedes-Benz Agility agreement and 10,000 miles per annum. Excess mileage charges may apply. Quotations available on request for alternative contract lengths and mileages. Guarantees and indemnities may be required. Credit provided subject to status from Mercedes-Benz Financial Services UK Ltd, MK7 8ND

Paint finishes

The innovative Mercedes-Benz paint system features one of the finest clearcoats of any manufacturer. Its exceptionally dense molecular structure makes the paintwork more durable and lends it a deeper, more lasting sheen, helping your E-Class to retain both its looks and its long-term value.

NON-METALLIC PAINT

040 Black

650 Calcite White

METALLIC PAINT

197 Obsidian Black

230 Indigolite Blue

359 Tansanite Blue

497 Cuprite Brown

755 Tenorite Grey

775 Iridium Silver



792 Palladium Silver

794 Pearl Beige




799 Diamond White

963 Indium Grey

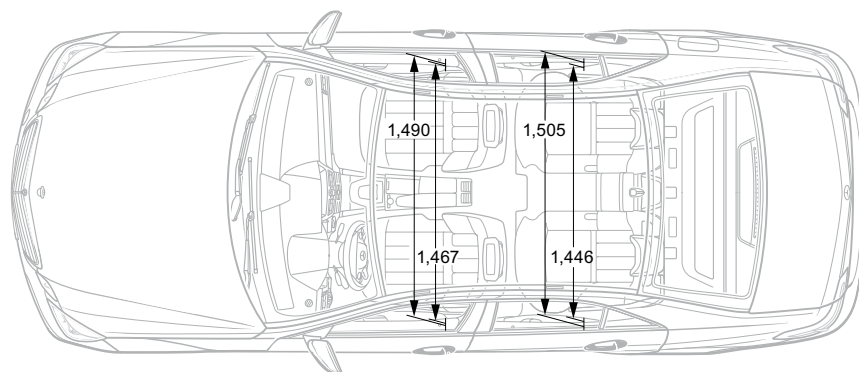
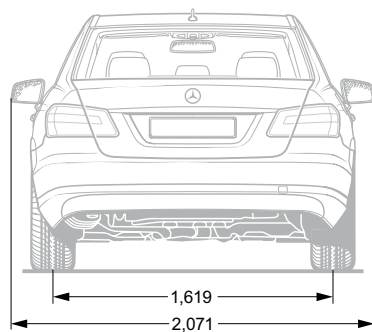
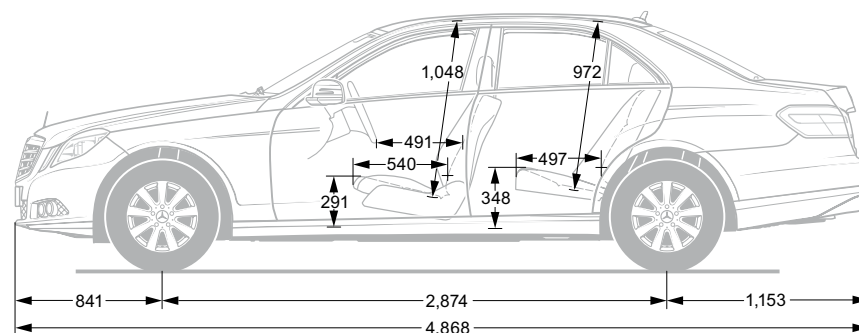
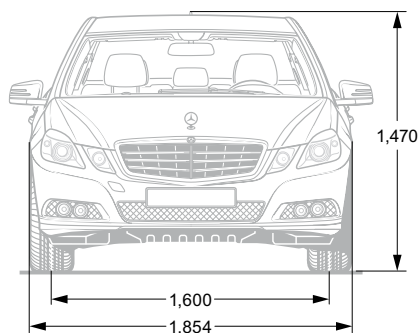
NON-METALLIC PAINTS



METALLIC PAINTS

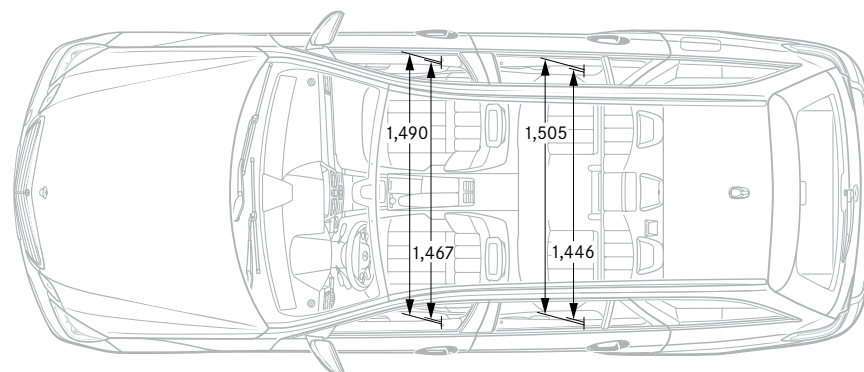
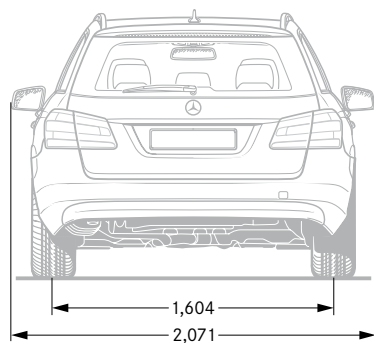
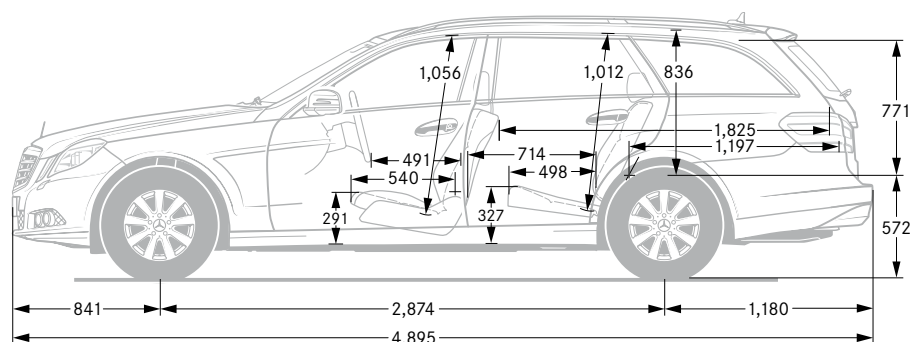
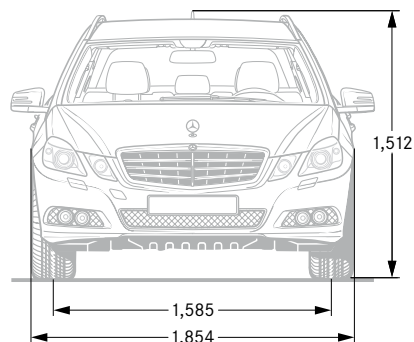


Dimensions - Saloon



All measurements in millimetres. The dimensions shown are mean values and apply to standard-specification, unladen vehicles

Dimensions - Estate



All measurements in millimetres. The dimensions shown are mean values and apply to standard-specification, unladen vehicles

Technical data – Saloon

No. of cylinders/arrangement
Total displacement – cc
Rated output ² – hp (kW) at rpm: man. auto.
Compression ratio
Rated torque ² – Nm at rpm: man. auto.
Acceleration from 0–62 mph – sec (auto.)
Top speed, approx. – mph (auto.)
Tyre size – front rear
Fuel consumption ⁴ – mpg (auto.) urban extra-urban combined
CO ₂ emissions, ⁴ combined – g/km (auto.)
Tank capacity/incl. reserve, approx. – l
Load capacity – l
Turning circle diameter – m
Kerb weight ⁵ – kg (auto.)
Perm. GVW – kg (auto.)

DIESEL ENGINES

E 200 CDI BlueEFFICIENCY ¹	E 220 CDI BlueEFFICIENCY ¹	E 250 CDI BlueEFFICIENCY ¹	E 350 CDI BlueEFFICIENCY ¹	E 350 BlueTEC
4/in-line	4/in-line	4/in-line	6/V	6/V
2,143	2,143	2,143	2,987	2,987
136 (100)/2,800	170 (125)/3,000	204 (150)/4,200	–	–
136 (100)/2,800	170 (125)/3,000	204 (150)/4,200	265 (195)/3,800	211 (155)/3,400
16.2	16.2	16.2	15.5	16.5
360/1,600–2,600	400/1,400–2,800	500/1,600–1,800	–	–
360/1,600–2,600	400/1,400–2,800	500/1,600–1,800	620/1,600–2,400	540/1,600–2,400
10.2 (10.3)	8.7 (8.8)	7.7 (7.8)	– (6.2)	– (7.8)
130 (129)	143 (141)	149 (149)	– (155) ³	– (149)
225/55 R16	225/55 R16	225/55 R16	245/45 R17	245/45 R17
225/55 R16	225/55 R16	225/55 R16	245/45 R17	245/45 R17
42.8 (40.4)	40.9 (36.2)	40.9 (36.2)	– (35.8)	– (28.5)
64.2 (61.4)	64.2 (64.2)	64.2 (64.2)	– (54.3)	– (52.3)
54.3 (51.4)	53.3 (48.7)	53.3 (48.7)	– (45.6)	– (40.4)
137 (145)	139 (154)	139 (154)	– (162)	– (184)
59/8	59/8	59/8	80/9	80/9
540	540	540	540	540
11.25	11.25	11.25	11.25	11.25
1,720 (1,735)	1,735 (1,735)	1,735 (1,735)	– (1,835)	– (1,845)
2,255 (2,270)	2,270 (2,270)	2,280 (2,280)	– (2,380)	– (2,370)

¹ Please go to www.mercedes-benz.co.uk for the latest technical data, or check with your local Retailer

² Figures according to Directive 80/1269/EEC in the currently applicable version

³ Electronically limited

⁴ The figures shown were obtained in accordance with the prescribed measuring process (Directive 80/1268/EEC in the currently applicable version). The figures are not based on an individual vehicle and do not constitute part of the product offer; they are provided solely for purposes of comparison between different vehicle models and are subject to change. Please check with your local Retailer for the latest figures

⁵ Figures according to Directive 92/21/EC, version 95/48/EC (kerb weight with fuel tank 90% full, driver, 68 kg, and luggage, 7 kg) for standard-specification vehicles. Optional extras and accessories will generally increase this figure and reduce the payload capacity accordingly

Technical data – Saloon

No. of cylinders/arrangement
Total displacement – cc
Rated output ³ – hp (kW) at rpm: man. auto.
Compression ratio
Rated torque ³ – Nm at rpm: man. auto.
Acceleration from 0–62 mph – sec (auto.)
Top speed, approx. – mph (auto.)
Tyre size – front rear
Fuel consumption ⁵ – mpg (auto.) urban extra-urban combined
CO ₂ emissions, ⁵ combined – g/km (auto.)
Tank capacity/incl. reserve, approx. – l
Load capacity – l
Turning circle diameter – m
Kerb weight ⁶ – kg (auto.)
Perm. GVW – kg (auto.)

PETROL ENGINES

E 200 CGI BlueEFFICIENCY ^{1,2}	E 250 CGI BlueEFFICIENCY ¹	E 350 CGI BlueEFFICIENCY ¹	E 500 ¹	E 63 AMG ¹
4/in-line	4/in-line	6/V	8/V	8/V
1,796	1,796	3,498	5,461	6,208
184 (135)/5,250	–	–	–	–
184 (135)/5,250	204 (150)/5,500	292 (215)/6,400	387 (285)/6,000	525 (386)/6,800
9.3	9.3	12.2	10.7	11.3
270/1,800–4,600	–	–	–	–
270/1,800–4,600	310/2,000–4,300	365/3,000–5,100	530/2,800–4,800	630/5,200
8.5 (8.2)	– (7.8)	– (6.8)	– (5.2)	– (4.5)
144 (143)	– (148)	– (155) ⁴	– (155) ⁴	– (155) ⁴
225/55 R16	225/55 R16	245/45 R17	245/45 R17	255/35 R19
225/55 R16	225/55 R16	245/45 R17	245/45 R17	285/30 R19
28.2 (27.7)	– (27.4)	– (22.6)	– (17.4)	– (15.1)
49.6 (47.1)	– (46.3)	– (44.1)	– (36.7)	– (31.0)
38.7 (37.7)	– (37.2)	– (32.8)	– (26.2)	– (22.4)
169 (177)	– (179)	– (201)	– (253)	– (295)
59/8	59/8	80/9	80/9	80/14
540	540	540	532	540
11.25	11.25	11.25	11.25	11.3
1,615 (1,615)	– (1,650)	– (1,735)	– (1,830)	– (1,840)
2,150 (2,150)	– (2,185)	– (2,280)	– (2,375)	– (2,390)

¹ Please go to www.mercedes-benz.co.uk for the latest technical data, or check with your local Retailer

² With ECO start/stop function. Please consult your local Retailer for availability

³ Figures according to Directive 80/1269/EEC in the currently applicable version

⁴ Electronically limited ⁵ The figures shown were obtained in accordance with the prescribed measuring process (Directive 80/1268/EEC in the currently applicable version). The figures are not based on an individual vehicle

and do not constitute part of the product offer; they are provided solely for purposes of comparison between different vehicle models and are subject to change. Please check with your local Retailer for the latest figures

⁶ Figures according to Directive 92/21/EC, version 95/48/EC (kerb weight with fuel tank 90% full, driver, 68 kg, and luggage, 7 kg) for standard-specification vehicles. Optional extras and accessories will generally increase this figure and reduce the payload capacity accordingly

Technical data – Estate

No. of cylinders/arrangement
Total displacement – cc
Rated output ² – hp (kW) at rpm: man. auto.
Compression ratio
Rated torque ² – Nm at rpm: man. auto.
Acceleration from 0–62 mph – sec (auto.)
Top speed, approx. – mph (auto.)
Tyre size – front rear
Fuel consumption ⁴ – mpg (auto.) urban extra-urban combined
CO ₂ emissions, ⁴ combined – g/km (auto.)
Tank capacity/incl. reserve, approx. – l
Load capacity – l
Turning circle diameter – m
Kerb weight ⁵ – kg (auto.)
Perm. GVW – kg (auto.)

DIESEL ENGINES

E 220 CDI BlueEFFICIENCY ¹	E 250 CDI BlueEFFICIENCY ¹	E 350 CDI BlueEFFICIENCY ¹	E 350 BlueTEC
4/in-line	4/in-line	6/V	6/V
2,143	2,143	2,987	2,987
170 (125)/3,000	204 (150)/4,200	–	–
170 (125)/3,000	204 (150)/4,200	265 (195)/3,800	211 (155)/3,400
16.2	16.2	15.5	16.5
400/1,400–2,800	500/1,600–1,800	–	–
400/1,400–2,800	500/1,600–1,800	620/1,600–2,400	540/1,600–2,400
8.8 (9.0)	7.8 (8.1)	– (6.7)	– (8.0)
135 (134)	144 (143)	– (155) ³	– (145)
225/55 R16	225/55 R16	245/45 R17	245/45 R17
225/55 R16	225/55 R16	245/45 R17	245/45 R17
38.2 (34.9)	38.2 (34.9)	– (34.9)	– (28.8)
60.1 (57.6)	60.1 (57.6)	– (51.4)	– (48.7)
49.6 (46.3)	49.6 (46.3)	– (44.1)	– (38.7)
150 (159 ⁶ /161)	150 (159 ⁶ /161)	– (170)	– (190)
59/8	59/8	80/9	80/9
695–1,950	695–1,950	695–1,950	695–1,950
11.25	11.25	11.25	11.25
1,845 (1,845)	1,845 (1,845)	– (1,945)	– (1,955)
2,420 (2,420)	2,420 (2,420)	– (2,520)	– (2,530)

¹ Please go to www.mercedes-benz.co.uk for the latest technical data, or check with your local Retailer

² Figures according to Directive 80/1269/EEC in the currently applicable version

³ Electronically limited

⁴ The figures shown were obtained

in accordance with the prescribed measuring process (Directive 80/1268/EEC in the currently applicable version). The figures are not based on an individual vehicle and do not constitute part of the product offer; they are provided solely for purposes of comparison between different vehicle models and are subject to change. Please check with your local Retailer for the latest figures

⁵ Figures according to Directive 92/21/EC, version 95/48/EC (kerb weight with fuel tank 90% full, driver, 68 kg, and luggage, 7 kg) for standard-specification vehicles. Optional extras and accessories will generally increase this figure and reduce the payload capacity accordingly

⁶ In conjunction with comfort suspension

Technical data – Estate

No. of cylinders/arrangement
Total displacement – cc
Rated output ² – hp (kW) at rpm: man. auto.
Compression ratio
Rated torque ² – Nm at rpm: man. auto.
Acceleration from 0–62 mph – sec (auto.)
Top speed, approx. – mph (auto.)
Tyre size – front rear
Fuel consumption ⁴ – mpg (auto.) urban extra-urban combined
CO ₂ emissions, ⁴ combined – g/km (auto.)
Tank capacity/incl. reserve, approx. – l
Load capacity – l
Turning circle diameter – m
Kerb weight ⁵ – kg (auto.)
Perm. GVW – kg (auto.)

PETROL ENGINES

E 200 CGI BlueEFFICIENCY ¹	E 250 CGI BlueEFFICIENCY ¹	E 350 CGI BlueEFFICIENCY ¹	E 500 ¹	E 63 AMG
4/in-line	4/in-line	6/V	8/V	8/V
1,796	1,796	3,498	5,461	6,208
184 (135)/5,250	–	–	–	–
184 (135)/5,250	204 (150)/5,500	292 (215)/6,400	387 (285)/6,000	525 (386)/6,800
9.3	9.3	12.2	10.7	11.3
270/1,800–4,600	–	–	–	–
270/1,800–4,600	310/2,000–4,300	365/3,000–5,100	530/2,800–4,800	630/5,200
8.7 (8.8)	– (8.4)	– (7.0)	– (5.4)	– (4.6)
140 (138)	– (143)	– (155) ³	– (155) ³	– (155) ³
225/55 R16	225/55 R16	245/45 R17	245/45 R17	255/35 R19
225/55 R16	225/55 R16	245/45 R17	245/45 R17	285/30 R19
26.4 (26.9)	– (26.6)	– (22.2)	– (17.4)	– (15.0)
45.6 (44.8)	– (44.1)	– (42.8)	– (35.3)	– (30.4)
35.8 (35.8)	– (35.3)	– (32.1)	– (25.4)	– (22.1)
184 (183)	– (185)	– (206)	– (258)	– (299)
59/8	59/8	80/9	80/9	80/9
695–1,950	695–1,950	695–1,950	695–1,950	695–1,950
11.25	11.25	11.25	11.25	11.3
1,735 (1,735)	– (1,735)	– (1,845)	– (1,925)	– (1,945)
2,310 (2,310)	– (2,310)	– (2,420)	– (2,500)	– (2,540)

¹ Please go to www.mercedes-benz.co.uk for the latest technical data, or check with your local Retailer

² Figures according to Directive 80/1269/EEC in the currently applicable version

³ Electronically limited

⁴ The figures shown were obtained in accordance with the prescribed measuring process (Directive 80/1268/EEC in the currently applicable version). The figures are not based on an individual vehicle and do not constitute part of the product offer; they are provided solely for purposes of comparison between different vehicle models and are subject to change. Please check with your local Retailer for the latest figures

⁵ Figures according to Directive 92/21/EC, version 95/48/EC (kerb weight with fuel tank 90% full, driver, 68 kg, and luggage, 7 kg) for standard-specification vehicles. Optional extras and accessories will generally increase this figure and reduce the payload capacity accordingly

Take-back of end-of-life vehicles. Coming full circle. At the end of its long life, you can return your E-Class to us for environment-friendly disposal in accordance with the EC End-of-Life Vehicle Directive.¹ But that day lies a long way off.

¹Applies in accordance with national regulations to vehicles up to 3.5 t permissible gross weight. The E-Class has met the statutory regulations governing the suitability of the vehicle's design for reuse and recycling for a number of years now. A network of vehicle take-back depots and dismantlers has been established which will process your vehicle in an environment-friendly manner. The ways in which both vehicles and parts can be recovered are subject to ongoing development and improvement. Consequently, the E-Class will be able to comply with any future increases in the recycling quota within the stipulated time limits. Further information is available at www.mercedes-benz.co.uk or by calling 0808 156 6606.

Please note: this online version of the printed brochure may contain abridged copy or other content changes. The manufacturer reserves the right to make changes to the design, form, colour and specification during the delivery period, provided these changes, while taking into account the interests of the vendor, can be deemed reasonable with respect to the purchaser. Where the vendor or the manufacturer uses symbols or numbers to describe an order or the subject of an order, no rights may be derived solely from these. The illustrations may show accessories and items of optional equipment which are not part of standard specification. Colours may differ slightly from those shown. This brochure provides a general indication of the range of models, features, optional extras and/or colours available in various countries. Some of the models, features, optional extras and/or colours shown may not be available in your country or may only be available in a different specification. Additionally, some models, features, optional extras and/or colours may only be available in combination with others. For current and more specific information in relation to the range of models, features, optional extras and/or colours available in your country, and their pricing, you should contact your nearest authorised Mercedes-Benz Retailer. E&OE.

Finance offers: on-the-road costs include VAT, delivery, number plates, first registration fee, 12 months' road fund licence and fuel. Written quotations available on request from your local Mercedes-Benz Retailer. We reserve the right not to allow these subsidised interest rates to be used in conjunction with any other offer. Credit provided subject to status from Mercedes-Benz Financial Services UK Ltd. Guarantees and indemnities may be required. Offers are subject to availability. Mercedes-Benz Finance is a trading name of Mercedes-Benz Financial Services UK Limited. Registered in England No. 2472364. A Daimler Company. Registered Office: Burystead Court, Caldecotte Lake Drive, Caldecotte, Milton Keynes MK7 8ND. Tel. 0870 840 5000. Fax 0870 840 9000. www.mercedes-benz.co.uk

