

GLE

COUPE

2016



Power is a concept that's never taken lightly at Mercedes-AMG—whether creating it, wielding it, or reveling in it. Every horsepower unleashed from beneath the hood of an AMG vehicle is the result of decades spent intensifying the way fuel, air and pressure turn a spark into passionate fireworks.

Each pound-foot of torque must be dispatched to the pavement with efficient expertise. And every ounce of strength must be communicated to the driver with the clarity that breeds confidence and begets control. Racing is the blood coursing through every member of the AMG team, and every vehicle in the AMG stable. What they learn, test and advance on the track finds its way to the street.

It's why a new line of vehicles called AMG Sport is a natural extension of AMG's allure. And why the indomitable spirit of a sport utility vehicle is a perfect match for the irresistible style of a sport coupe in the new GLE Coupes. One should never take power—or the power of seduction—lightly.

Introducing the GLE 450 AMG and AMG GLE 63 S Coupes.



POWER PLAY





If you're tempted to say the new GLE 450 AMG Sport is half coupe/half SUV, wait until you've opened it up. A Mercedes-Benz coupe is not defined by the number of doors it has, but how many it can open: Like its Autobahn-blazing ancestors, it will introduce you to new realms of performance, and welcome you into a world of exquisitely crafted luxury. Likewise, what defines a Mercedes-Benz SUV is its pioneering spirit: Peerless innovation and the fearless capability to bring it to the world—more so, to your world. Once you drive the uniquely confident, versatile GLE 450 AMG, you'll know: It's 100% coupe, 100% SUV, and pure Mercedes-Benz.

BODY LANGUAGE



Performance-enhancing. Beneath a twin power-dome hood and red-striped engine cover, an infusion of AMG wizardry swells the output of the GLE 450's biturbo V-6. Generating 362 hp from just 3.0 liters of displacement, its increased turbocharger boost teams up with high-pressure Direct Injection and rapid multispark ignition. Its 384 lb-ft of torque achieves its peak from just 2,000 rpm, for a 5.6-second sprint to 60 mph.¹ A sport-tuned exhaust plays an enticing soundtrack via twin tailpipes.

Mood-shifting. A new 9-speed automatic transmission changes gears more swiftly and smoothly. It's also lighter and more fuel-efficient. DYNAMIC SELECT lets the driver choose any of five driving modes for the throttle, shifting, suspension and more via a twist knob on the console. You can even set up an Individual mode à la carte, including 100% manual paddle-shifting. Performance-oriented 4MATIC® all-wheel drive splits torque 40:60 front/rear, for nimble handling on any road, year-round.²

Corner-carving. AIRMATIC® suspension employs electronically controlled air struts for an ideal balance of handling and ride comfort. Its ADS Plus (Adaptive Damping System) selects one of four profiles each time a wheel moves up or down. At speed, the 4-wheel level control lowers the GLE to enhance stability and efficiency. Multiple modes can also be engaged via DYNAMIC SELECT. And the optional ACTIVE CURVE SYSTEM can tighten the stabilizer bars for flatter cornering, or relax them for comfort.

Eye-catching. The new AMG Sport line has no intention of keeping its enhanced prowess under wraps. AMG-design lower bodywork aggressively sculpts the front air dam, side sills and rear valance, undercut by chrome front and rear crossbars. Black wheel arches set off standard 21" AMG® wheels³—the largest in its class—whose gloss black inlays match the side mirrors and window surrounds. Staggered front to rear in their superlative width, the wheels are also available in two 22" AMG designs.

BRUTE FINESSE



At the very same time that the Mercedes-AMG GLE63 S Coupe blurs the line between a high-performance coupe and a pavement-trembling SUV, it brings them sharply—and rapidly—into focus. Wrapping an unparalleled performance lineage in a crisp sculpture of sheet metal, how it embodies style declares far more than a bodystyle. Its adaptive air suspension and 22" wheels³ can unwind corners and slice traffic with precision unexpected in an SUV, but unmistakably AMG. Its handcrafted biturbo V-8 turns a mountain of torque into a massive plateau. And in just 4.2 seconds,² it turns any landscape into a 60-mph blur.



Thoroughbred. Bearing the signature of the master engine builder who crafted it by hand, the 577-hp 5.5-liter AMG biturbo V-8 is a high-tech tour de force. The twin turbos rapidly spool up to 185,000 rpm, to output the full 561 lb-ft of torque from 1,750 to 5,250 rpm. High-pressure Direct Injection and multispark ignition fine-tune it on the fly with millisecond speed and molecular precision. AMG Performance 4MATIC® all-wheel drive transmits torque to tarmac in a 40:60 front/rear split.²

Masterful. Combining seven speeds with multiple modes, the AMG SPEEDSHIFT® PLUS transmission keeps power flowing seamlessly. Call up instant manual control anytime via the aluminum shift paddles and five driving modes of DYNAMIC SELECT. Another GLE 63 signature—its unmistakable sound—is the work of its growling AMG sport exhaust. Computer-controlled vanes in the optional AMG Dynamic Performance exhaust unleash an audible celebration of power with every rev and gear change.

Dexterous. Athleticism is more than pure muscle, which is why agility has long been an AMG hallmark. With AMG components and calibration, the AIRMATIC® suspension combines multi-mode adaptive damping, speed-based lowering, and 4-wheel leveling to optimize handling and ride across a wide variety of surfaces and situations. In corners, the ACTIVE CURVE SYSTEM's electrohydraulic stabilizers tighten to help minimize body roll. In straightaways, they relax to enhance comfort and composure.

Dominating. From the "A-wing" front air dam to its rear spoiler and four polished tailpipes, the visual presence of the GLE 63 unabashedly proclaims its power. Widened black fender flares and illuminated, brushed aluminum running boards barely contain the supersized 22" AMG® wheels and tires.³ Massive AMG brakes measure 15.4" front, 13.6" rear. Red calipers employ six pistons at each front wheel. In the optional Night Package, deep black wheels, mirrors and other details shroud the GLE 63 in mystery.



The driver seat of most any SUV offers a commanding view of what's in front of you. The driver seat of a Mercedes-Benz can reveal what's around the bend. Its industry-advancing driver assists can combine radar, camera and other sensors to foresee danger, and help you get out of it before you're in it. Full-LED headlamps steer into corners as you do. Its ACTIVE CURVE SYSTEM adapts to conquer body lean in turns, while Crosswind Assist helps assure smooth sailing on the highway.² As it turns out, how a GLE Coupe sees is even more compelling than how it looks.

BEND MINDING



For your eyes, and theirs. From winding roads to open highways to city streets, the standard active full-LED headlamps create light that's perceived more like daylight, and shine it where you need it most. Active Curve Illumination steers the beams into corners, while camera-based Adaptive Highbeam Assist maximizes their range without causing glare for drivers ahead. LED Daytime Running Lamps and wide "twin torch" taillamps attract attention for all the right reasons—safety and style.

Up to you, as you wish. DYNAMIC SELECT lets you choose from a range of drivetrain and suspension settings at the turn of a console knob. It also alters a surprising variety of other details that complement every driving experience. From the most refined Comfort setting to the intensity of Sport+, it can also adapt the exhaust note, instrumentation, and even how the active headlamps respond to your steering inputs. You can also configure your own driving strategy with the Individual mode.

On the lookout. The industry's newest generation of safety breakthroughs are part of Intelligent Drive—a suite of systems uniting advanced cameras, radar and other sensors with high-speed computing power to watch the road ahead and all around. COLLISION PREVENTION ASSIST PLUS can alert you if you're following too closely, and even initiate braking.⁴ Lane Keeping⁵ and Blind Spot⁶ Assists help ease driving on multilane roads. Available active versions can also intervene on your behalf.

At your service. Intelligent Drive also offers driving assists that help reduce stress and add convenience. Available DISTRONIC PLUS[®] cruise control adapts your speed to the flow of traffic ahead—even when it's stop and go.⁷ Its Steering Assist feature helps keep you centered in your lane, even in subtle curves. A rearview camera is standard, or you can opt for the 360° Surround View System.⁸ PARKTRONIC with Active Parking Assist can help you find a parking spot, then back in automatically.



TOUCH
POINT



The cockpit of a GLE Coupe makes it easy to oversee its exceptional roster of capabilities. Its engineers overlooked nothing in setting it up for you. Analog gauges read with classic clarity through the thick, flat-bottom steering wheel. Distinctive details set each of the models apart, like the DINAMICA microsuede side grips on the GLE 63's wheel. A freestanding, high-resolution 8.4" central screen unites entertainment, navigation,⁹ and in-car Internet and apps¹⁰

from Mercedes-Benz mbrace[®] with animated graphics. And a central touchpad brings it to your fingertips, with tablet-style gestures and handwriting recognition. Controls on the steering wheel let you thumb through info and settings on a second color display between the gauges—including AMG performance readouts on the GLE 63. For your every sense, there's a sense of invigoration, from multicolor LED ambient lighting and heated front seats, to a wide array

of available features from the thoughtful to the indulgent: The front seats can offer cooling ventilation or a soothing massage. Rear seats can be heated, and outfitted with a state-of-the-art video system. Front cupholders can help keep your beverages warmer or cooler. The cabin air can be charcoal-filtered and ionized for freshness you'll feel. The doors can gently snug themselves closed. And a power Panorama roof can open up the sky to everyone onboard.



Tailored fit. The front seats are heated and power-adjustable. The rear seats offer class-leading width, and recline or fold in a 60/40 split. A rich palette of hand-fitted upholstery options includes as many as three styles of leather. And you can select from among four sustainably forested and hand-finished wood trim choices, or racing-derived carbon fiber.



Ready to fill. Concealed within the sleek profile of the GLE coupe is the generous space and genuine versatility you want in an SUV. The power liftgate opens to reveal 23 cubic feet of richly carpeted luggage space, along with grocery bag hooks and a parcel net. The rear seats fold down in a 60/40 split to welcome up to 60.7 cubic feet of cargo.¹¹

STRONG
SUIT



Touch control. The COMAND® system can bring you entertainment from all over the world or guide you around town.⁹ A combination touchpad/rotary controller works in unison with the high-mounted screen's illustrated menus. You can input letters and numbers by drawing them with your fingertip, while the voice control can learn the way you talk.



Light show. The magic of driving a Mercedes-Benz starts even before you enter the GLE. Its illuminated entry system cleverly projects the legendary Star and Laurel logo on the pavement to brighten your step, and your spirit. The mirrors can also be set to fold in electrically when you remote-lock your GLE—helpful in tight garages.

FINISH LINES

EUCALYPTUS
WOOD TRIM

ALUMINUM TRIM

ANTHRACITE POPLAR
WOOD TRIM

BLACK PIANO LACQUER
WOOD TRIM

NATURAL GRAIN BROWN
ASH WOOD TRIM

CARBON FIBER/BLACK PIANO
LACQUER WOOD TRIM

BLACK MB-Tex, leather, or AMG
Nappa leather with Grey stitching
BLACK PEARL Nappa leather
with Black or Red stitching

CRYSTAL GREY/BLACK
MB-Tex or leather

GINGER BEIGE/BLACK
MB-Tex or leather

SADDLE BROWN/BLACK
leather

ESPRESSO BROWN/BLACK
AMG Nappa leather

PORCELAIN/BLACK
designo or AMG Nappa leather



MB-TEX
Standard on GLE450 AMG



LEATHER
Optional on GLE450 AMG



NAPPA LEATHER
Optional on GLE450 AMG



designo EXCLUSIVE NAPPA LEATHER
Optional on GLE450 AMG



EXCLUSIVE NAPPA LEATHER
Standard on AMG GLE63 S



AMG 21" TWIN 5-SPOKE
Standard on GLE450 AMG



AMG 21" 10-SPOKE
No-charge option on AMG GLE63 S



AMG 22" MULTISPOKE
Optional on GLE450 AMG





BLACK

POLAR WHITE

DAKOTA BROWN
metallic

DIAMOND SILVER
metallic

IRIDIUM SILVER
metallic

LUNAR BLUE
metallic

OBSIDIAN BLACK
metallic

PALLADIUM SILVER
metallic

STEEL GREY
metallic

designo CARDINAL RED
metallic¹²

designo DIAMOND WHITE
metallic¹²



AMG 22" TWIN 5-SPOKE
Optional on GLE450 AMG



AMG 22" CROSS-SPOKE (TITANIUM GREY)
Standard on AMG GLE 63 S



AMG 22" CROSS-SPOKE (BLACK)
AMG GLE 63 S Night Package

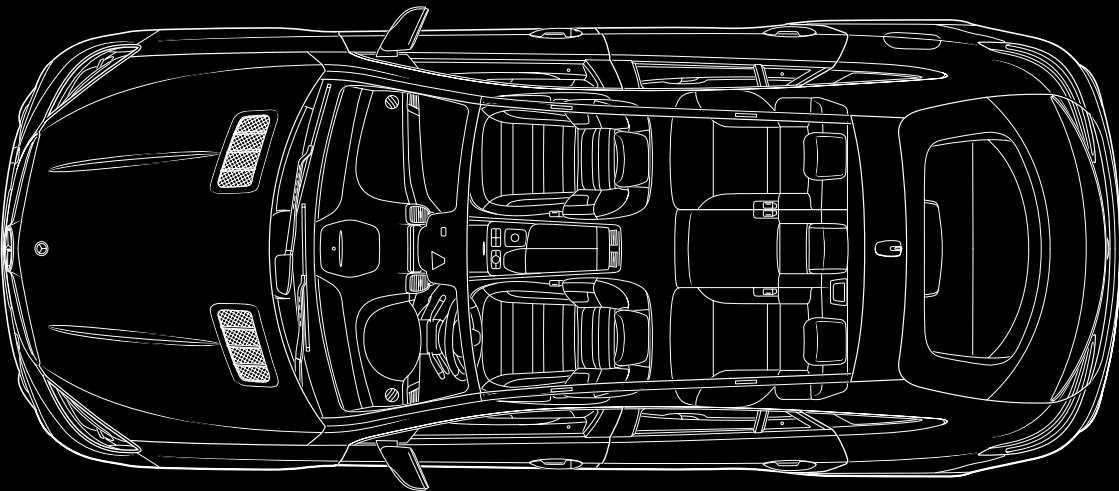
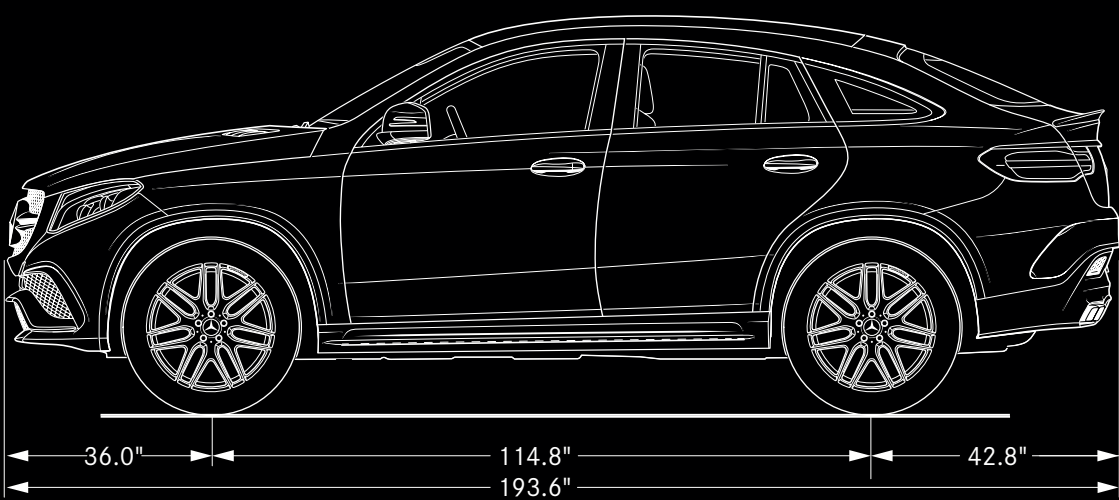
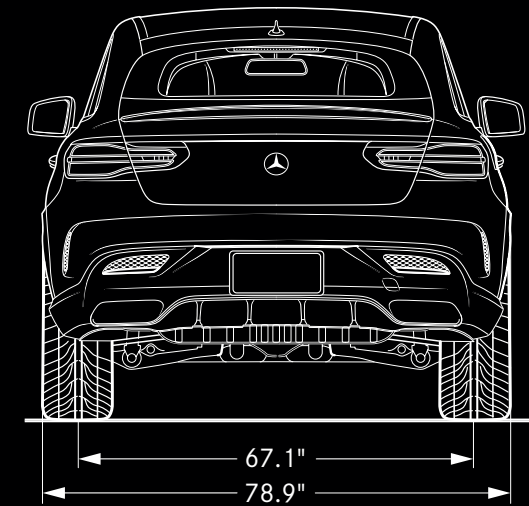
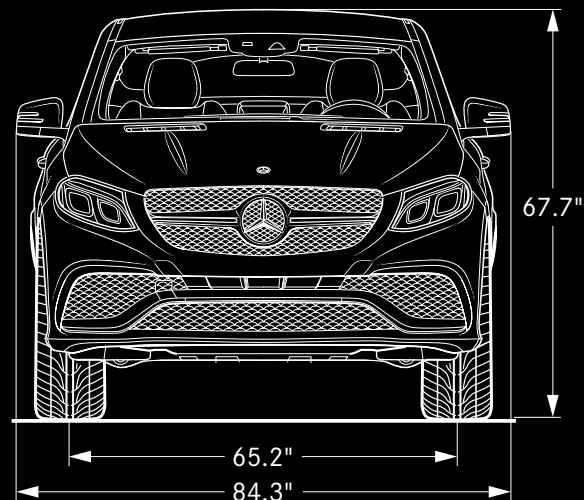
Option Packages

	GLE450 AMG	AMG GLE 63 S
Premium Package <ul style="list-style-type: none">• Panorama roof• Blind Spot Assist⁴• Lane Keeping Assist⁵• KEYLESS-GO®• Rear center-armrest pass-through• Household-type 115-volt power outlet• harman/kardon LOGIC7® sound system	○	●
Rear Climate Package <ul style="list-style-type: none">• Heated rear seats• 3-zone climate control	○	○
Convenience Package <ul style="list-style-type: none">• Soft-close doors• Heated and cooled front cupholders	○	○

● Standard ○ Optional — Not available

Specifications

	GLE450 AMG Coupe	AMG GLE 63 S Coupe
Engine type	AMG-enhanced 3.0-liter biturbo Direct Injection V-6	Handcrafted AMG 5.5-liter biturbo Direct Injection V-8
Power	362 hp @ 5,500–6,000 rpm	577 hp @ 5,500 rpm
Torque	384 lb-ft @ 2,000–4,200 rpm	561 lb-ft @ 1,750–5,250 rpm
Transmission	9-speed automatic with shift paddles	7-speed AMG SPEEDSHIFT® PLUS with shift paddles
Acceleration, 0–60 mph¹	5.6 sec	4.2 sec
Drivetrain	Performance-oriented 4MATIC® all-wheel drive with 40:60 front/rear torque split	Performance-oriented 4MATIC all-wheel drive with 40:60 front/rear torque split



1 Stated rates of acceleration are estimated based upon manufacturer's track results and may vary depending on model, environmental and road surface conditions, driving style, elevation and vehicle load.

2 No system, regardless of how advanced, can overcome the laws of physics or correct careless driving. Please always wear your seat belt. Driver's deliberate steering inputs will override the intervention of Crosswind Assist.

3 Lower aspect ratio tires and accompanying wheels provide substantially increased treadwear, increased tire noise and reduced ride comfort. Serious wheel and tire damage may occur if the vehicle is operated on rough or damaged road surfaces or upon encountering road debris or obstacles. These tires are not designed for use on snow and ice. Winter tires mounted on appropriately sized and approved wheels are recommended for driving in those conditions. In lieu of a spare tire, GLE Coupe models are provided with TIREFIT sealant and a portable air pump. All 22" wheels include high-performance tires, and require optional ACTIVE CURVE SYSTEM on GLE450 AMG.

4 COLLISION PREVENTION ASSIST PLUS may not be sufficient to avoid an accident. It does not react to certain stationary objects, nor recognize or predict the curvature and/or lane layout of the road or every movement of vehicles ahead. It is the driver's responsibility at all times to be attentive to traffic and road conditions, and to provide the steering, braking and other driving inputs necessary to retain control of the vehicle. Drivers are cautioned not to wait for the system's alerts before braking, as that may not afford sufficient time and distance to brake safely. Autonomous braking is available at speeds between approximately 5 and 65 mph for moving vehicles, or 5 and 31 mph for stationary objects.

5 Driving while drowsy or distracted is dangerous and must be avoided. Lane Keeping Assist may be insufficient to alert a fatigued or distracted driver of lane drift and cannot be relied on to avoid an accident or serious injury. Lane Keeping Assist operates at speeds above approximately 37 mph.

6 Blind Spot Assist may not be sufficient to avoid all accidents involving vehicles in your blind spot and does not estimate the speed of approaching vehicles. It must not be used as a sole substitute

for driver awareness and checking of surrounding traffic conditions. Blind Spot Assist operates at speeds above approximately 20 mph.

7 DISTRONIC PLUS® adaptive cruise control is no substitute for active driving involvement. It does not adapt cruising speed in response to stationary objects, nor does it predict the curvature and lane layout of the road ahead or the movement of vehicles ahead. It is the driver's responsibility at all times to be attentive to traffic and road conditions, and to provide the steering, braking and other driving inputs necessary to retain control of the vehicle. Drivers are cautioned not to wait for the DISTRONIC Proximity Warning System before braking, as that may not afford sufficient time and distance to brake safely. Braking effectiveness also depends on proper brake maintenance, and tire and road conditions.

8 Rearview camera and Surround View System do not audibly notify driver of nearby objects and are not a substitute for actively checking around the vehicle for any obstacles or people. Images displayed may be limited by camera field of view, weather, lighting conditions and the presence of dirt, ice or snow on the cameras.

9 While the navigation system provides directional assistance, the driver must remain focused on safe driving behavior, including paying attention to traffic and street signs. The driver should utilize the system's audio cues while driving and should only consult the map or visual displays once the vehicle has been stopped in a safe place. Maps do not cover all areas or all routes within an area.

10 All Mercedes-Benz mbrace® services operate only where cellular and Global Positioning System satellite signals are available, which are provided by third parties and not within the control of Mercedes-Benz USA, LLC. Five years of the mbrace Connect package are included with new-vehicle sales and leases at an authorized Mercedes-Benz dealer. Subscriber Agreement is required for service to be active. Some services are only available on select vehicles. Your PIN is required in order to use certain services. Some services may be limited or restricted in some areas. Apps may be introduced and updated at varying dates, and may also require a vehicle software update. Driver is responsible for complying with traffic and other laws. See your dealer or MBUSA.com/mbrace for details, including a list of compatible smartphones. Streaming Internet-based features

Individual Options

	GLE450 AMG	AMG GLE 63 S
ACTIVE CURVE SYSTEM <i>Required with 22" wheels</i>	○	●
AMG Dynamic Performance Exhaust	—	○
Trailer hitch ¹³ (Class III)	○	○
MAGIC VISION CONTROL	○	—
Carbon fiber engine cover	—	○
Illuminated brushed aluminum running boards	○	●
22" AMG multispoke wheels ³	○	—
22" AMG twin 5-spoke wheels ³	○	—
21" AMG 10-spoke wheels ³ <i>No charge</i>	—	○
Heated steering wheel	○	○
3-position memory system for front passenger seat	○	●
Ventilated front seats ¹⁴ <i>GLE450 requires leather</i>	○	●
Multicontour front seats with massage feature and comfort-type head restraints ¹⁴ <i>GLE450 requires leather</i>	○	○
Cabin-air purification system	○	○
Bang & Olufsen BeoSound® Premium Sound System	○	○
Rear Seat Entertainment system, or system prewiring	○	○

GLE450 AMG Coupe	AMG GLE 63 S Coupe
AMG twin 5-spoke, 10.0x21" – 11.0x21"	AMG cross-spoke, 10.0x22" – 11.5x22"
275/45R21 – 315/40R21, all-season	285/40ZR22 – 325/35ZR22, high-performance
AIRMATIC® with Adaptive Damping System (ADS Plus) and 4-wheel level control	AMG AIRMATIC with ADS Plus, 4-wheel level control and ACTIVE CURVE SYSTEM
Rack-and-pinion with electromechanical power assist and sport-tuned Direct-steer	Rack-and-pinion with electromechanical power assist and sport-tuned Direct-steer
4,894 lbs	5,180 lbs
23.0 cu ft (behind rear seat) 60.7 cu ft (rear seats folded, floor-to-ceiling)	23.0 cu ft (behind rear seat) 60.7 cu ft (rear seats folded, floor-to-ceiling)

require an active subscription to the mbrace Entertain Package. Connection may be limited by cellular signal.

11 Unsecured cargo can become hazardous in a collision. Always secure cargo using the floor-mounted tie-downs.

12 Extra-cost option.

13 Read Operator's Manual before towing. In some states, aftermarket trailer brakes are required. See dealer for details.

14 Upholstery choices, front seat design and head restraint type vary with multicontour seat and ventilated seat options. Please visit MBUSA.com/GLE or see your dealer.

©2015 Mercedes-Benz USA, LLC
303 Perimeter Center North, Atlanta, GA 30346 • 1-800-FOR-MERCEDES • MBUSA.com
Marketing Communications. All illustrations and specifications contained in this brochure are based on the latest product information available at the time of publication. Mercedes-Benz reserves the right to make changes at any time, without notice, to colors, materials, equipment, specifications and models. Any variations in colors shown are due to reproduction variations of the printing process. Illustrations may include test situations. Some vehicles may be shown with non-U.S. equipment. Some vehicles are shown with optional equipment. Bang & Olufsen and BeoSound are registered trademarks of Bang & Olufsen a/s. harman/kardon and LOGIC7 are registered trademarks of Harman International Industries, Inc.

