

JANUARY 2024

THE MERCEDES-BENZ GLE





Photo may vary from actual unit.

A born leader never rests. The GLE.

The redesigned GLE SUV advances its legacy once again with more intuitive technology and richer refinement. From safety and style, leadership is a GLE family value.



Photo/s may vary from actual unit.

Exterior.

Mercedes-Benz GLE 300 d 4MATIC

- Illuminated aluminium look running boards with rubber studs
- LED High Performance headlamps
- 20-inch 10-spoke light-alloy wheels (60R)
- Heat-insulating dark tinted glass in rear
- Surround lighting with projection of brand logo
- Electrically folding exterior mirrors
- Roof rails, aluminium look

Adaptable accommodations, finer furnishings

The GLE cabin is supportive and spontaneous, with heated front seats and a power-folding 40/20/40 second row. Standard 64-color ambient lighting and available climate control let you tailor it further.



*Photo may vary from actual unit.



*Photo/s may vary from actual unit.

Interior.

Mercedes-Benz GLE 300 d 4MATIC

- ARTICO man-made leather seats
- Brushed aluminium trim with light longitudinal grain
- Electrically adjustable driver and passenger seats with memory function
- Heated front seats
- THERMATIC 2-zone Auto Climate
- Widescreen cockpit with dual 12.3-inch displays
- Ambient Lighting
- Door sill panels with “Mercedes-Benz” lettering
- Auto-dimming rearview mirror
- Velour floor mats

Specification.

Mercedes-Benz GLE 300 d 4MATIC

Safety

Anti-lock Braking System (ABS)
Accelaration Slip Regulation (ASR)
Electronic Stability Program (ESP®)
Downhill Speed Regulation (DSR)
Electronic Traction System for all-wheel drive (4ETS)
Active Brake Assist
Brake Assist (BAS)
Blind Spot Assist
Hill-Start Assist
Adaptive brake lights, flashing
ATTENTION ASSIST Drowsiness Detection
ISOFIX child-seat mountings
PRE-SAFE® system
Seatbelts with comfort fit function
Two-stage deployment airbags for driver and passenger
Sidebags for driver and passenger
Windowbags for driver, front passenger, and rear passengers
Kneebag for driver
Pedestrian Protection Active Bonnet
Belt tensioners with belt force limiters
Tyre Pressure Loss Warning System
GUARD 360° vehicle protection with interior motion sensor and anti-theft alarm system

Comfort and Convenience

ECO start/stop function
DYNAMIC SELECT
DIRECT SELECT gearshift with steering wheel shift paddles
Windscreen wiper and rain sensor
Multifunction steering wheel with touch control buttons
Central locking (remote control with selective and global opening)
Cruise control with SPEEDTRONIC variable speed limiter
KEYLESS-GO Comfort Package
HANDS-FREE ACCESS
Energizing Seat Kinetics
MBUX multimedia system with 12.3-inch touchscreen
MBUX Augmented Reality Navigation
“Hey Mercedes” Voice Control
Burmester® Surround Sound System
Connects the mobile phone wireless with the MBUX multimedia system
Apple CarPlay™
Android Auto
HDD Navigation
Wireless charging system mobile devices front
USB ports in rear
Transparent bonnet
Active Parking Assist
360° Camera
EASY-PACK tailgate
EASY-PACK load compartment cover
TIREFIT with tire inflator



Ambient Lighting



Burmester® Surround Sound System



MBUX Augmented Reality Navigation



MBUX multimedia system with 12.3in touchscreen



360° camera



Wireless charging system for mobile devices in the front



GUARD 360° vehicle protection with interior motion sensor and anti-theft alarm system



KEYLESS-GO Comfort Package

Technical Data.

Mercedes-Benz GLE 300 d 4MATIC



Photo may vary from actual unit.

Engine and Transmission

No. of cylinder / arrangement	4 / in-line
Displacement (cc)	1,993
Rated output (kW[hp] at rpm)	198[269] / 4,200
Rated torque (Nm at rpm)	550 / 1,800 - 2,200
Transmission	9G-TRONIC (9-speed AT)
Mild Hybrid with ISG	

Performance and Fuel Consumption

Acceleration 0 - 100 km/h (s)	6.9
Top speed approx. (km/h)	230
Fuel consumption, combined (l/100km)	7.8 - 6.8
Combined CO2 emissions (g/km)	204 - 179
Fuel	Diesel
Emission Standard	Euro 6D-ISC-FCM

Dimension and Weight

Length (mm)	4,924
Total width (mm)	2,157
Height (mm)	1,797
Wheelbase (mm)	2,995
Kerb weight/payload (kg)	2,335/635

CO2 emissions, taking into account the mass of the vehicle. Electrically governed. Real-life figures may differ from the certified standard figures are influenced by a multitude of individual factors, e.g. individual driving style, ambient and route conditions.

Exterior Colours.

Mercedes-Benz GLE 300 d 4MATIC



More about Mercedes-Benz Philippines,
click on the links below:



www.mercedes-benz.ph



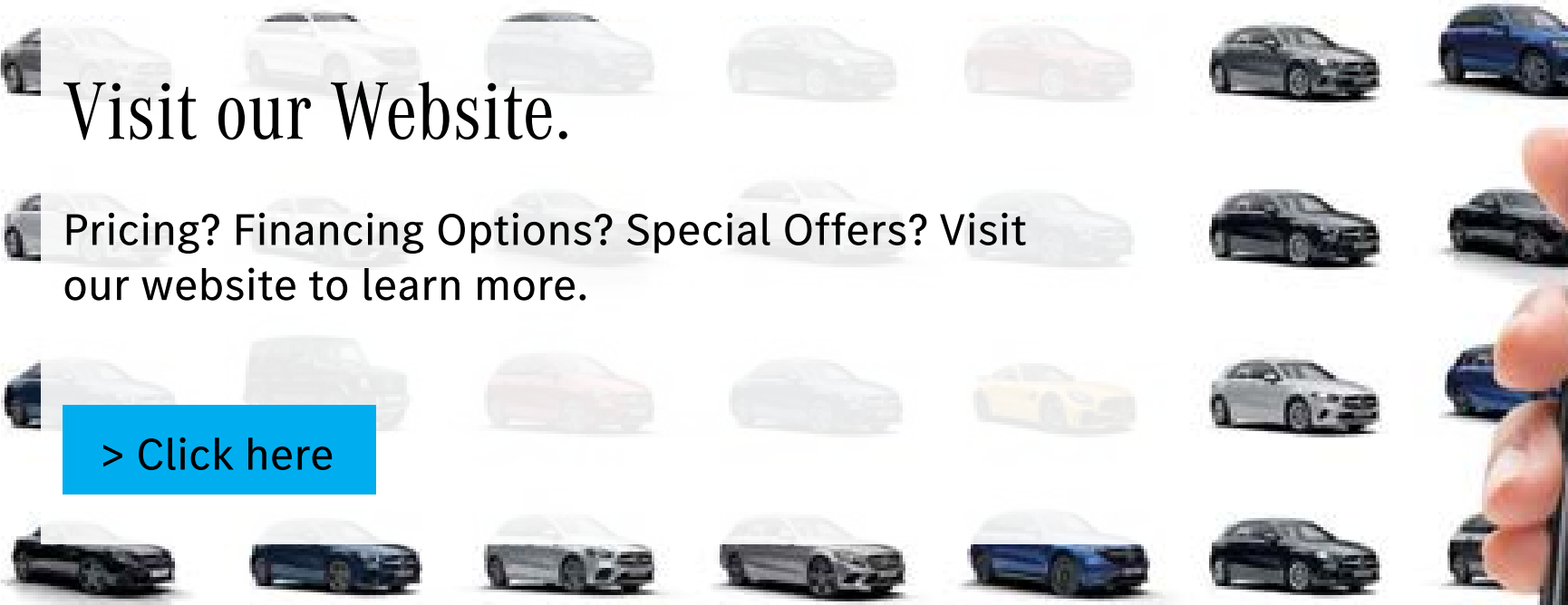
facebook.com/mercedesbenzph



instagram.com/mercedesbenzph




[Official Mercedes-Benz Philippines Youtube Channel](#)



Visit our Website.

Pricing? Financing Options? Special Offers? Visit our website to learn more.

> Click here




Interested? Send us a message.

Chat or send us a message to learn more about our vehicle availability, financing options and special offers.

> Send message

> Chat with us



The manufacturer reserves the right to change product configurations without prior notice. Kindly be aware that alterations to the products may have occurred since the release of this brochure in January 2024.

Please be advised that the appearance of the vehicle in the photos within this brochure may vary from those currently available in the Philippine market. For additional details, we recommend reaching out to your authorized Mercedes-Benz dealer.