

JANUARY 2024

EQE

THIS IS FOR ALL THE SENSES.





Photo may vary from actual unit.

Luxury all along the line.

Even at first glance it is clear: the EQE embodies a new era. The main characteristic feature is the striking one-bow design - coupé-like shoulder line that flows sweepingly from the rear to the front, emphasising typical EQ features such as the three-dimensional Mercedes-Benz star pattern on the front.

Exterior.



EQE 300 Electric Art

Electric Art Exterior

Side skirts in black-grained finished with door trim strip in silver chrome

Black panel radiator grille with central Mercedes star and Mercedes-Benz pattern

Rear apron painted in the vehicle colour, lower part in grained black

Seamless Door handles with chrome inserts

Digital Light with ULTRA RANGE high beam

50.8cm (20-inch) 5-twin-spoke light-alloy wheels in Electric Art design

Comfort Suspension



EQE 350+ AMG

AMG Line Exterior

AMG Bodystyling

AMG-specific front bumper painted in the vehicle color with A-wing in high-gloss black and trim in chrome

Black panel radiator grille with central Mercedes star and Mercedes-Benz pattern

AMG-specific rear apron painted in the vehicle color with diffuser-look inserts in high-gloss black

Seamless Door handles with chrome inserts

Electrically folding exterior mirrors with surround lighting with brand projection logo

Digital Light with ULTRA RANGE high beam

50.8cm (20-inch) AMG 5-spoke light-alloy wheels

Comfort Suspension

Electric mobility for all the senses.

Driving with all your senses: sounds that respond dynamically to the way you drive, a sensuous mix of materials and fragancing in the interior ensure that the time you spend in the EQE Saloon is always of the highest quality.



Photos may vary from actual unit.

Interior.



EQE 300 Electric Art

Electric Art Interior

Roof liner in black fabric

Multifunction steering wheel in nappa leather with touch control panels

THERMOTRONIC automatic climate control

Active Ambient lighting

4-way lumbar support

Split-folding rear seats

Door sill panels with “Mercedes-Benz” lettering

Auto dimming rearview mirror

Electrically adjustable driver and front passenger seats with memory

Backlit trim

Center console in black fine-structure look

Flex bottle holder

Velour Floor mats



EQE 350+ AMG

AMG Line Interior

Roof liner in black fabric

Multifunction steering wheel in nappa leather with touch control panels

THERMOTRONIC automatic climate control

Active Ambient lighting

4-way lumbar support

Split-folding rear seats

Red seatbelts

Door sill panels with “Mercedes-Benz” lettering

Auto dimming rearview mirror

Electrically adjustable driver and front passenger seats with memory

Laser-cut Backlit trim with Mercedes-Benz Pattern

Center console in black fine-structure look

Flex bottle holder

AMG Floor mats

Sport seats

Specification.

Safety	EQE 300 Electric Art	EQE 350+ AMG
Electronic Stability Program (ESP®)	●	●
Anti-lock Brake System (ABS)	●	●
Driving Assistance Plus Package	●	●
Parking Package with 360° camera	●	●
Active Stop & Go Assist	●	●
Active Steering Assist	●	●
Active Brake Assist	●	●
Active Blind Spot Assist	●	●
Active Lane Keeping Assist	●	●
ATTENTION ASSIST drowsiness detection	●	●
PRE-SAFE® system	●	●
Belt tensioners with belt force limiters	●	●
ISOFIX child-seat mountings	●	●
Two-stage deployment airbags for driver and passenger		●
Sidebags for driver and passenger	●	●
Windowbags for driver, front passenger and rear passengers	●	●
Kneebag for driver	●	●
GUARD 360 vehicle protection, anti-theft alarm system with interior motion sensor and tow-away protection	●	●
Tyre pressure monitoring	●	●
Fire Extinguisher	●	●
TIREFIT	●	●

Comfort and Convenience	EQE 300 Electric Art	EQE 350+ AMG
DYNAMIC SELECT	●	●
DIRECT SELECT gearshift with steering wheel shift paddles	●	●
Electric parking brake with comfort release function	●	●
Light & Sight Package	●	●
Central locking (remote control with selective and global opening)	●	●
Cruise control with SPEEDTRONIC variable speed limiter	●	●
USB Package plus	●	●
KEYLESS-GO (889) with flush-fitting door handles	●	●
MBUX multimedia system	●	●
OLED central display with 12.8-inch screen diagonal and resolution of 1920x1728 pixels	●	●
Driver display with 12.3-inch screen diagonal, LCD with LED matrix backlighting	●	●
MBUX Augmented Reality Navigation	●	●
Hard-disc navigation	●	●
Apple CarPlay™	●	●
Android Auto	●	●
Wireless charging for mobile devices	●	●
Burmester® 3D surround sound system	●	●

EV Specific	EQE 300 Electric Art	EQE 350+ AMG
Direct current charging system (DC charging at up to 170kW)	●	●
Alternating current charging system (AC charging at up to 11kW)	●	●
Type 2/CCS Charging socket	●	●
Charging cable for wall box and public charging station, 5m straight	●	●
7.4 kW wall box charger with 5m cable	●	●
Acoustic presence indicator	●	●



Active Ambient Lighting



Burmester® 3D surround sound system



Digital Light with ULTRA RANGE high beam



OLED Central Display with 12.8-inch screen



Parking Package with 360° camera



Black panel radiator grille with central Mercedes star and Mercedes-Benz pattern



Apple CarPlay™ and Android Auto



Wireless charging for mobile devices

Technical Data.

Mercedes-Benz EQE



Photo may vary from actual unit.

Engine and Transmission	EQE 300 Electric Art	EQE 350+ AMG
HV Battery - Usable Energy	89 (kWh)	90.56 (kWh)
AC Charging capacity (kW)	11	22
DC Charging capacity (kW)	170	
Rated output kw [hp]	180 [245] kW [hp]	215 [292] kW [hp]
Rated torque (Nm)	550	565
Electric drive system	eATS	




Performance and Fuel Consumption	EQE 300 Electric Art	EQE 350+ AMG
Acceleration 0 - 100 km/h (s)	7.3	6.4
Top speed approx. (km/h)	210	
Combined CO2 emissions (g/km)	0	
Energy source	High Voltage Battery	
Electric Range (WLTP)	422.0 - 473.0 km	644.0 - 682.0 km

Dimension and Weight	EQE 300 Electric Art	EQE 350+ AMG
Length (mm)	4,946	
Total width (mm)	1,961	
Height (mm)	1,510	
Wheelbase	3,120	
Kerb weight / payload (kg)	2,405 / 490	2,360 / 535

The stated figures are the determined “WLTP CO2 figures” in accordance with Article 2, No. 3, of Implementing Regulation (EU) 2017/1153. Fuel consumption figures have been calculated on this basis. The electrical consumption and range have been determined on the basis of Regulation (EU) 2017/1151

Exterior Colours.

Mercedes-Benz EQE



Exterior Colours.

More about Mercedes-Benz Philippines,
click on the links below:



www.mercedes-benz.ph



facebook.com/mercedesbenzph



instagram.com/mercedesbenzph



[Official Mercedes-Benz Philippines Youtube Channel](#)

Visit our Website.

Pricing? Financing Options? Special Offers? Visit our website to learn more.

> Click here

Interested? Send us a message.

Chat or send us a message to learn more about our vehicle availability, financing options and special offers.

> Send message

> Chat with us