

JANUARY 2024

# EQ A

THIS IS FOR THE NEW GENERATION.





Photo may vary from actual unit.

# Athletic. Electric. The EQA.

The EQA shapes the urban habitat anew: fully electric, with zero local emissions and virtually silent. Infectiously dynamic, the compact electric SUV brings even destinations further afield within reach - and arrives relaxed in the electromobile present.



Photo/s may vary from actual unit.

# Exterior.

## Mercedes-Benz EQA 250 Electric Art

- Hallmark Mercedes-Benz daytime driving light torch
- Power domes on the bonnet
- Black panel radiator grille
- Aluminum look roof rails
- LED High Performance headlamps with EQ-specific blue element with high beam assist
- 19-inch 5-spoke light-alloy wheels Electric Art Design
- Electrically folding exterior mirrors with surround lighting with brand projection logo

# Electrifying aesthetics.

Various design lines lend the interior a unique atmosphere and add individual highlights: from dynamic and clear to emotively appealing and elegant. Colours, shapes and materials create a futuristic ambience. The backlit trim element celebrates technological progress in an atmospheric way. The Widescreen Cockpit strikingly showcases the latest technology.



Photos may vary from actual unit.



Photos may vary from actual unit.

# Interior.

## Mercedes-Benz EQA 250 Electric Art

Electric Art Interior
ARTICO leather/Cupertino fabric, two-tone rose' gold/titanium pearl
Electric seat front with memory package
Comfort seats
Rear armrests
Ambient Lighting
Backlit trim
THERMOTRONIC automatic climate control
Split-folding rear seats
10.25-inch all digital instrument display
Spiral-look trim elements, backlit
Illuminated door sills

# Specification.

## Mercedes-Benz EQA 250 Electric Art

### Safety

Anti-lock Braking System (ABS)
Electronic Stability Program (ESP®)
Driving Assistance Package
Active Speed Limit Assist
Active Steering Assist
Evasive Steering Assist
Active Lane Keeping Assist
Active Blind Spot Assist
Active Brake Assist
Electric parking brake with comfort release function
Adaptive brake lights, flashing
ISOFIX child-seat mountings
ATTENTION ASSIST drowsiness detection
Two-stage deployment airbags for driver and passenger
Windowbags for driver, front passenger and rear passengers
Kneebag for driver
Tyre pressure monitoring
GUARD 360 vehicle protection

### Comfort and Convenience

DYNAMIC SELECT
DIRECT SELECT gearshift with steering wheel shift paddles
Light & Sight Package
Multifunction steering wheel with touch control buttons
Central locking (remote control with selective and global opening)
Cruise control with SPEEDTRONIC variable speed limiter
KEYLESS-GO comfort package
HANDS-FREE ACCESS
MBUX multimedia system with 10.25-inch touchscreen
Touchpad
“Hey Mercedes” voice control
Apple CarPlay™
Android Auto
Active Parking Assist with PARKTRONIC
Reversing camera
EASY-PACK tailgate
Load compartment package
Advance Sound System with 10 speakers. Maximum total output: 225 watts
Wireless charging system front
Hard Disc Navigation
TIREFIT with tire inflator

### EV Specific

Direct current charging system (DC charging at up to 100 kW)
Alternating current charging system (AC charging at up to 11 kW)
Type 2/CCS Charging socket
Charging cable for wall box and public charging station, 5m straight
7.4 kW wall box charger with 5m cable
Vehicle key set - Rose gold, buttons high-gloss black, frame rose gold
Acoustic presence indicator



Advance Sound System with 10 speakers



10.25in all digital instrument display



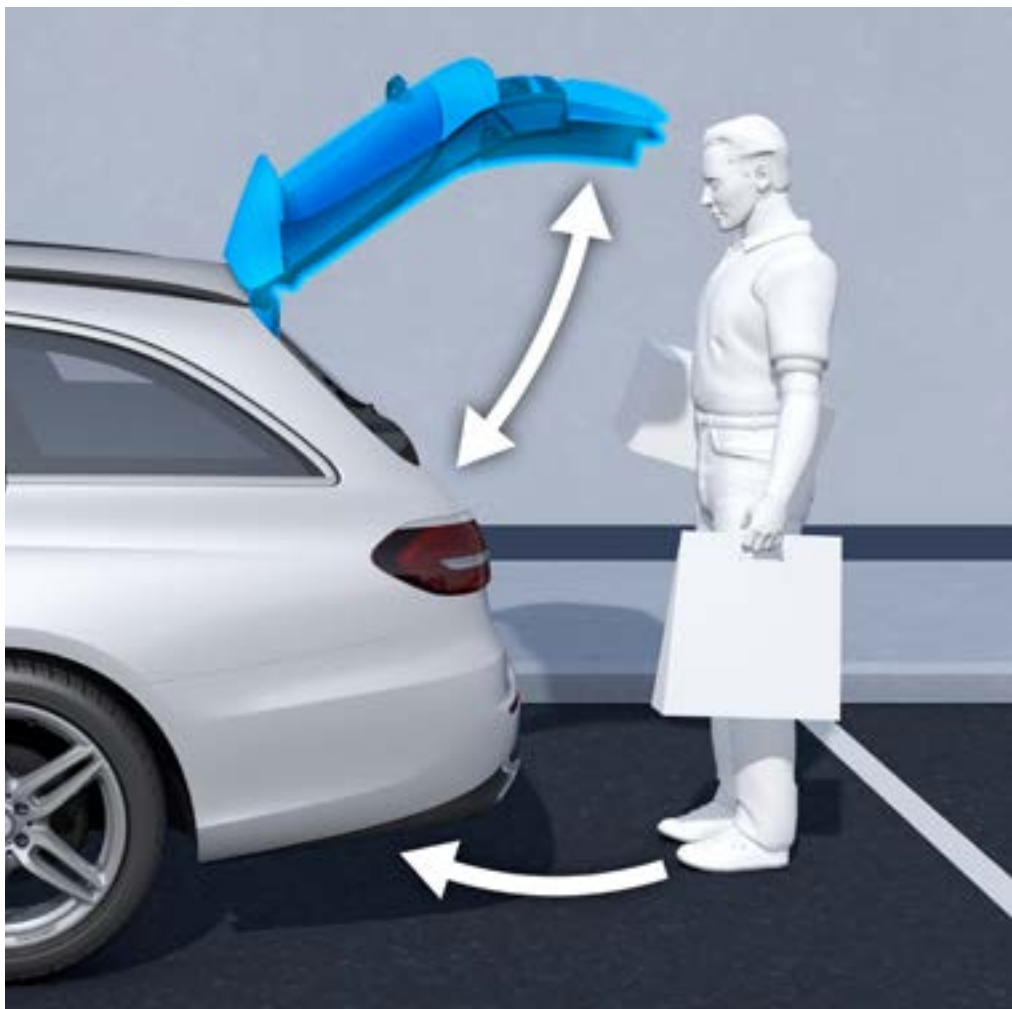
Ambient Lighting



Spiral-look trim elements, backlit



GUARD 360° vehicle protection



HANDS-FREE ACCESS



LED High Performance headlamps with EQ-specific blue element with high beam assist



Apple CarPlay™ and Android Auto

# Technical Data.

## Mercedes-Benz EQA 250 Electric Art



Photo may vary from actual unit.

### Engine and Transmission

HV Battery - Usable Energy	66.5 (kWh)
AC Charging capacity (kW)	11
DC Charging capacity (kW)	100
Rated output kw [hp]	140 [190] kW [hp]
Rated torque (Nm)	385
Electric drive system	eATS

### Performance and Fuel Consumption

Acceleration 0 - 100 km/h (s)	8.6
Top speed approx. (km/h)	160
Combined CO2 emissions (g/km)	0
Energy source	High Voltage Battery
Electric Range (WLTP)	457.0 - 495.0 km




### Dimension and Weight

Length (mm)	4,463
Total width (mm)	1,834
Height (mm)	1,613
Wheelbase	2,729
Kerb weight / payload (kg)	2,040 / 430

The stated figures are the determined “WLTP CO2 figures” in accordance with Article 2, No. 3, of Implementing Regulation (EU) 2017/1153. Fuel consumption figures have been calculated on this basis. The electrical consumption and range have been determined on the basis of Regulation (EU) 2017/1151

# Exterior Colours.

## Mercedes-Benz EQA 250 Electric Art



More about Mercedes-Benz Philippines,  
click on the links below:



[www.mercedes-benz.ph](http://www.mercedes-benz.ph)



[facebook.com/mercedesbenzph](https://facebook.com/mercedesbenzph)



[instagram.com/mercedesbenzph](https://instagram.com/mercedesbenzph)



[Official Mercedes-Benz Philippines Youtube Channel](#)

Visit our Website.

Pricing? Financing Options? Special Offers? Visit our website to learn more.

> Click here

Interested? Send us a message.

Chat or send us a message to learn more about our vehicle availability, financing options and special offers.

> Send message

> Chat with us

The manufacturer reserves the right to change product configurations without prior notice. Kindly be aware that alterations to the products may have occurred since the release of this brochure in January 2024.

Please be advised that the appearance of the vehicle in the photos within this brochure may vary from those currently available in the Philippine market. For additional details, we recommend reaching out to your authorized Mercedes-Benz dealer.