



# The GLC

SUV and Coupé

Effective from July 2023 Production.

Mercedes-Benz





Some of the model features, optional extras and colours shown may not be available, or may only be available in a different specification, or at a different price.

Design	Technology	Plug-in Hybrid	Model lines	Upholstery	Model prices	Personalisation	Standard equipment	Genuine accessories	Technical data	Additional information
--------	------------	----------------	-------------	------------	--------------	-----------------	--------------------	---------------------	----------------	------------------------





Some of the model features, optional extras and colours shown may not be available, or may only be available in a different specification, or at a different price.

Design	Technology	Plug-in Hybrid	Model lines	Upholstery	Model prices	Personalisation	Standard equipment	Genuine accessories	Technical data	Additional information
--------	------------	----------------	-------------	------------	--------------	-----------------	--------------------	---------------------	----------------	------------------------



Some of the model features, optional extras and colours shown may not be available, or may only be available in a different specification, or at a different price.

Design	Technology	Plug-in Hybrid	Model lines	Upholstery	Model prices	Personalisation	Standard equipment	Genuine accessories	Technical data	Additional information
--------	------------	----------------	-------------	------------	--------------	-----------------	--------------------	---------------------	----------------	------------------------



Some of the model features, optional extras and colours shown may not be available, or may only be available in a different specification, or at a different price.

Design	Technology	Plug-in Hybrid	Model lines	Upholstery	Model prices	Personalisation	Standard equipment	Genuine accessories	Technical data	Additional information
--------	------------	----------------	-------------	------------	--------------	-----------------	--------------------	---------------------	----------------	------------------------





Some of the model features, optional extras and colours shown may not be available, or may only be available in a different specification, or at a different price.

Design	Technology	Plug-in Hybrid	Model lines	Upholstery	Model prices	Personalisation	Standard equipment	Genuine accessories	Technical data	Additional information
--------	------------	----------------	-------------	------------	--------------	-----------------	--------------------	---------------------	----------------	------------------------



GLC

# Technology

Some of the model features, optional extras and colours shown may not be available, or may only be available in a different specification, or at a different price.

Design	Technology	Plug-in Hybrid	Model lines	Upholstery	Model prices	Personalisation	Standard equipment	Genuine accessories	Technical data	Additional information
--------	------------	----------------	-------------	------------	--------------	-----------------	--------------------	---------------------	----------------	------------------------



# Mercedes-Benz User Experience (MBUX)

Transforming the in-car user experience, thanks to MBUX: Controlled via voice or touch input, the innovative infotainment system can over time even predict personal habits thanks to artificial intelligence.



## Voice control

- Activated by the keywords “Hey Mercedes”, the new intelligent voice control LINGUATRONIC<sup>1</sup> lets you control many of the infotainment functions, including destination input, phone calls or music selection
- MBUX is able to understand different accents and will adjust to you over time
- MBUX even understands indirect commands. Feeling chilly? Just say “I feel cold” and MBUX will adjust the temperature for you

## Touch inputs

- Beside voice control you can operate MBUX via touchscreen, as well as touch control buttons on the steering wheel

## Personalisation

- Turn the GLC into your very own Mercedes-Benz by personalising driving modes, radio stations and much more
- Your personal settings can be saved in up to seven different profiles, making your driving experience the best one possible
- Thanks to artificial intelligence, MBUX is able to learn and adapt over time. It will be able to predict your personal habits, such as navigation for frequently-driven routes, or the radio station you like to listen to on your way home from work

## Maintenance and service

- Wondering when the next service is due? Or how much further you can drive until you need to stop at a petrol station? Just ask your MBUX – it will tell you the answer

Some of the model features, optional extras and colours shown may not be available, or may only be available in a different specification, or at a different price. <sup>1</sup>LINGUATRONIC off-board functions are currently only available for three years

Design	Technology	Plug-in Hybrid	Model lines	Upholstery	Model prices	Personalisation	Standard equipment	Genuine accessories	Technical data	Additional information
--------	------------	----------------	-------------	------------	--------------	-----------------	--------------------	---------------------	----------------	------------------------




# DIGITAL LIGHT

High-definition headlamps with innovative features

● Standard    – Not available

The innovative DIGITAL LIGHT headlamps works like a projector with more than one million pixels per headlamp and responds with brilliant light to changing traffic, road or weather conditions. Its ULTRA RANGE Highbeam with 650 m makes you feel like driving at daylight.

Model line	DIGITAL LIGHT	DIGITAL LIGHT with projection function
AMG Line	–	–
AMG Line Premium	●	–
AMG Line Premium Plus	–	●



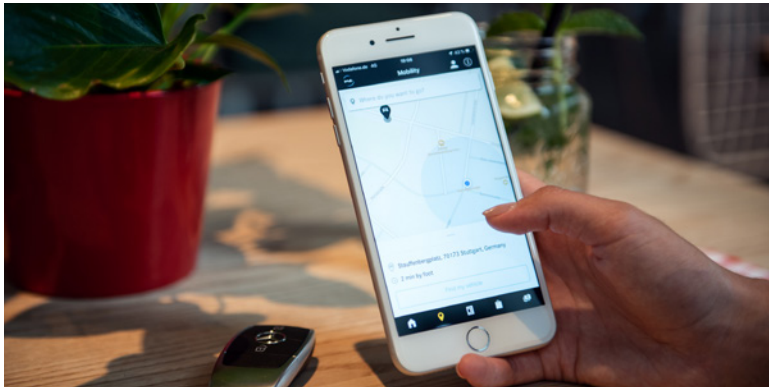
# Mercedes me connect

Stay connected any time, anywhere.



Mercedes me is a range of innovative online services designed to enhance your Mercedes-Benz experience. Accessible via mobile, tablet or PC, Mercedes me lets you enjoy the highest standards of care and support, in a way that integrates seamlessly with your busy lifestyle.

**Safety and Service – Mercedes me connect helps to keep you and your car safe**  
Check your car's oil level, tyre pressure and fuel from your phone so you'll be ready for every journey.




**Infotainment – Online and Entertainment services from Mercedes me connect**  
Love music? Get a 3-month free subscription to Tidal when you connect your car.

**Live Traffic Information, Parked Vehicle Locator and much more with Mercedes me connect**  
Forgot where you've parked? Parked Vehicle Locator<sup>1</sup> will show you exactly where your car is as long as you're in a 1-mile radius of where you parked. Real-time traffic data and dynamic route with shorter journey times.

For more information speak to your local Mercedes-Benz Agent or visit the Mercedes me connect store at [shop.mercedes-benz.com/en-gb/connect](http://shop.mercedes-benz.com/en-gb/connect)

**Comfort – connect to your car anytime, anywhere**  
Forgot to lock your car? With Remote Car Lock<sup>2</sup> you will receive a notification on your smartphone to let you know. With one tap, you can lock and unlock your vehicle so you never have to worry.



<sup>1</sup>Available on all models with the Vehicle Monitoring package. This option may vary between standard and additional cost dependent on the model

<sup>2</sup>Part of the Vehicle Status package. This option may vary between standard and additional cost dependent on the model

Images shown are for illustration purposes only

Design	Technology	Plug-in Hybrid	Model lines	Upholstery	Model prices	Personalisation	Standard equipment	Genuine accessories	Technical data	Additional information
--------	------------	----------------	-------------	------------	--------------	-----------------	--------------------	---------------------	----------------	------------------------



GLC

# Plug-in Hybrid



# Plug-in Hybrid Electric Vehicles (PHEVs)

Benefits of driving plug-in hybrid.

Our plug-in hybrids feature either a petrol or diesel powertrain, combined with a High Voltage battery and electric motor. Enjoy hybrid mode for maximum efficiency, or all-electric mode for local emission-free driving.



**Lower road fund licence**

Plug-in hybrid vehicles have lower emissions – this means you pay less for road tax.

**Cleaner vehicle discount**

Plug-in hybrid models qualify for the 100% cleaner vehicle discount within the London Congestion Charge zone.

**Business benefits**

With 100% first-year capital allowances<sup>1</sup> and lower Company Car tax, electric cars offer significant benefits to businesses and employees.

➤ [Click here for more information](#)

<sup>1</sup>100% first-year capital allowances only apply to vehicles less than 50 g CO<sub>2</sub>/km    Some of the model features, optional extras and colours shown may not be available, or may only be available in a different specification, or at a different price.

Design	Technology	Plug-in Hybrid	Model lines	Upholstery	Model prices	Personalisation	Standard equipment	Genuine accessories	Technical data	Additional information
--------	------------	----------------	-------------	------------	--------------	-----------------	--------------------	---------------------	----------------	------------------------



# Plug-in Hybrid Electric Vehicles (PHEVs) The GLC 300 e and GLC 300 de.

Plug-in hybrid vehicles enjoy the same functionality of full Hybrid technology, with the added benefit that they can be charged from an external electricity source.

<b>GLC 300 e 4MATIC</b> Petrol – 1,999 cc, 4-cylinder, 204 hp/150 kW Electric motor – 136 hp/100 kW	<b>SUV OTR from £63,210<sup>1</sup></b> <b>Coupé OTR from £69,685<sup>1</sup></b>
<b>GLC 300 de 4MATIC</b> Diesel – 1,993 cc, 4-cylinder, 197 hp/145 kW Electric motor – 136 hp/100 kW	<b>SUV OTR from £65,460<sup>1</sup></b>

**Available as:** AMG Line, AMG Line Premium and AMG Line Premium Plus

Standard equipment	
Charging cable – Mode 3 cable (4 metres, straight) for wallbox and public charging stations	Pre-entry climate control
Charging socket	Radar-based recuperation
Charging system – AC charging system rated at 11 kW AC	Remote and Charging Services Plus

Technical details	
Equivalent All-Electric Range (EAER) <sup>2</sup>	up to 80 miles
Charging time – wallbox (11 kW AC) 10–100% <sup>3</sup>	2 hrs 45 mins
Range power consumption, combined <sup>2,4</sup>	SUV: 230.0–204.0 kWh/100 km Coupé: 224.0–202.0 kWh/100 km
Battery type (capacity)	lithium-ion (31.2 kWh)
Capacity on-board charger	11 kW AC



<sup>1</sup>The recommended on-the-road price includes the Road Fund Licence applicable to the standard model plus delivery charge (£730.00 incl. VAT), new vehicle registration fee (£55.00), fuel (£50.00 incl. VAT), and number plates (£25.00 incl. VAT). VAT is calculated at the standard rate of 20%. Some of the model features, optional extras and colours shown may not be available, or may only be available in a different specification, or at a different price

<sup>2</sup>The indicated values were determined according to the prescribed measurement method – Worldwide Harmonised Light Vehicle Test Procedure (WLTP). Figures shown may include options which are not available in the UK. For Plug-in Hybrid Electric Vehicle (PHEV) figures determined with the battery fully charged, using a combination of both battery power and fuel. These models require mains electricity for charging

<sup>3</sup>Specified voltage and current values refer to network infrastructure and can be limited by the vehicle. Times are from 10–100% charge using a wallbox (three-phase) or standard socket (single-phase)

<sup>4</sup>The certified electrical consumption is generally determined at maximum AC charging capacity using a Mode 3 cable. It is therefore recommended that vehicles with a HV battery preferably be charged at a wallbox or an AC charging station with a Mode 3 cable in order to achieve shorter charging times and improved charging efficiency

Design	Technology	Plug-in Hybrid	Model lines	Upholstery	Model prices	Personalisation	Standard equipment	Genuine accessories	Technical data	Additional information
--------	------------	----------------	-------------	------------	--------------	-----------------	--------------------	---------------------	----------------	------------------------

# Mercedes me Charge

One registration, one contract, one billing.

Mercedes *me*

Mercedes me Charge provides access to a multitude of public charging stations located in shopping centres, hotels or at motorway services. A smartphone app as well as the vehicle's navigation system show the precise location, current availability and price at the selected charging station.

## Tens of thousands charging stations in the UK

Growing network of charging providers includes bp pulse the largest charging network in the UK. Customers also get six months free bp pulse+ membership which reduces the electricity price when charging.



## Access to fast-charging stations

Enables customers to get access to charging stations of different providers with:

- Mercedes me app
- RFID card
- Mercedes-EQ Vehicle Head unit

## Green charging

All charging using Mercedes me Charge, will be retrospectively 'greened' by Mercedes-Benz. Please click [here](#) for more info.

## Transparent and easy billing

One invoice charging processes for payment.

## Easy access

Charging stations are displayed in Mercedes me app and in MBUX multimedia system.

## No fees

Mercedes me Charge is standard for one year with discounted IONITY rapid-charging for one year.



Design	Technology	Plug-in Hybrid	Model lines	Upholstery	Model prices	Personalisation	Standard equipment	Genuine accessories	Technical data	Additional information
--------	------------	----------------	-------------	------------	--------------	-----------------	--------------------	---------------------	----------------	------------------------



# Mercedes me Charge Tariffs



For more transparency and predictability, enjoy numerous features tailored to your charging habits with the new Mercedes me Charge fixed-priced tariffs S, M and L. Owners of a new Plug-in Hybrid model will be entitled to the Mercedes me Charge tariff M free of charge for the duration of 12 months.

## Tariff L

**Recommended for ‘frequent drivers’**

Choose our tariff L to benefit from the best fixed prices for public charging, including discounted rapid-charging at IONITY charging stations as well as all Mercedes me Charge features. This tariff is recommended for frequent and long-distance drivers.

Consisting of:

- All Mercedes me Charge features
- Fixed prices per kWh (AC: £0.45/kWh)<sup>†</sup>
- IONITY rapid-charging stations discounted (£0.53/kWh)

**£10.90/month**

## Tariff M

**Recommended for ‘regular drivers’**

Should you wish to downgrade your tariff package after 12 months but still want to benefit from fixed prices, discounted rapid-charging at IONITY charging stations and complete transparency, choose tariff M. This tariff is recommended for regular drivers.

Consisting of:

- All Mercedes me Charge features
- Fixed prices per kWh (AC: £0.52/kWh)<sup>†</sup>
- IONITY rapid-charging stations discounted (£0.61/kWh)

**Free of charge for the duration of 12 months.**

**Thereafter:**

**£4.90/month**

## Tariff S

**Recommended for ‘casual drivers’**

Should you wish to downgrade your tariff package after 12 months, there is the option to go for tariff S, which still offers you all the Mercedes me Charge features based on flexible prices per kWh. This tariff is recommended for casual drivers.

Consisting of:

- All Mercedes me Charge features
- Flexible prices per kWh

**£0/month**



<sup>†</sup>Tariff rate excludes the BP Pulse charging network    Price information is not guaranteed and is subject to change. Definitive price information can be found on the Digital Charging Solutions page: <https://eu.charge.mercedes.me/web/en/daimler-gb/tariffs>

Design	Technology	Plug-in Hybrid	Model lines	Upholstery	Model prices	Personalisation	Standard equipment	Genuine accessories	Technical data	Additional information
--------	------------	----------------	-------------	------------	--------------	-----------------	--------------------	---------------------	----------------	------------------------

# Home charging with bp pulse Simple, convenient, fast charging.



Mercedes-Benz plug-in vehicle customers with off-street parking can benefit from the convenience and speed of charging at home by installing a home charger. Charge your vehicle with the home charger up to 3x faster than using a standard domestic socket.

## Home charging with bp pulse: £999\* incl. VAT and standard installation

### Key benefits of bp pulse:

bp pulse is one of the only full-service charging solution providers in the UK – producing and installing tens of thousands of their own smart-enabled and reliable Homecharge units across the country.

A comprehensive 3 year warranty.

The standard installation package includes up to 15m of external cabling.

It comes with a bundled offer of 3 month free subscription to the public network and 250 free miles of charge.

The bp pulse home unit is designed from the ground up to be user friendly, future proofed and feature packed with an exciting roadmap of over the air updates ahead.

The bp pulse public network consists of over 9,000 charging bays across the UK with the best rates on a subscription basis.

Choice of tethered or un-tethered units.

### OZEV Grant:

You may be entitled to claim for an OZEV grant towards the cost of your home charger.<sup>1</sup> To find out whether you are entitled please contact your local Mercedes-Benz Agent.

### Questions?

Please contact your local Mercedes-Benz Agent to submit an enquiry to your chosen charging partner on your behalf. To find your local Mercedes-Benz Agent, please click the button at the top right hand corner.

### Warning!

If you are planning to charge your Mercedes-Benz plug-in electric vehicle using a 3-pin domestic plug socket you must get a qualified electrician to inspect and sign off the socket to confirm it is safe and suitable to charge your vehicle. Do not use an electric vehicle 3-pin charge cable with an extension cord.



\*Price excludes £350 OZEV EVHS Grant. Price correct at time of publication, subject to change

<sup>1</sup>The home charger £350 Grant (including VAT) is only available to customers who meet the criteria of the Office for Zero Emission Vehicles (OZEV). For full details and eligibility criteria for the OZEV EVHS Grant, see <https://www.gov.uk/government/publications/electric-vehicle-homecharge-scheme-guidance-for-customers-version-21>.

Design	Technology	Plug-in Hybrid	Model lines	Upholstery	Model prices	Personalisation	Standard equipment	Genuine accessories	Technical data	Additional information
--------	------------	----------------	-------------	------------	--------------	-----------------	--------------------	---------------------	----------------	------------------------



# Home charging with Pod Point

Simple, convenient, fast charging.



Mercedes-Benz plug-in vehicle customers with off-street parking can benefit from the convenience and speed of charging at home by installing a home charger. Charge your vehicle with the home charger up to 3x faster than using a standard domestic socket.

## Home charging with Pod Point: £875\* incl. VAT and standard installation

### Key benefits of Pod Point:

Pod Point is one of the leading provider of EV charging in the UK with over 120,000 home chargepoints installed.

A comprehensive 3 year 'swap out' warranty is included.

Auto Power Balancing lets you adjust your charge so that your electrical supply doesn't get overloaded when your home is using a lot of energy.

Built-in earthing protection removes the needs for expensive earth rods.

The Pod Point public network consists of over 6,200 charging bays across the UK with over 80% of the charge points free to use.

The standard installation package includes up to 15m of external cabling.

Choice of tethered or un-tethered units.

### OZEV Grant:

You may be entitled to claim for an OZEV grant towards the cost of your home charger.<sup>1</sup> To find out whether you are entitled please contact your local Mercedes-Benz Agent.

### Questions?

Please contact your local Mercedes-Benz Agent to submit an enquiry to your chosen charging partner on your behalf. To find your local Mercedes-Benz Agent, please click the button at the top right hand corner.

### Warning!

If you are planning to charge your Mercedes-Benz plug-in electric vehicle using a 3-pin domestic plug socket you must get a qualified electrician to inspect and sign off the socket to confirm it is safe and suitable to charge your vehicle. Do not use an electric vehicle 3-pin charge cable with an extension cord.



\*Price excludes £350 OZEV EVHS Grant. Price correct at time of publication, subject to change

<sup>1</sup>The home charger £350 Grant (including VAT) is only available to customers who meet the criteria of the Office for Zero Emission Vehicles (OZEV). For full details and eligibility criteria for the OZEV EVHS Grant, see <https://www.gov.uk/government/publications/electric-vehicle-homecharge-scheme-guidance-for-customers-version-21>.

Design	Technology	Plug-in Hybrid	Model lines	Upholstery	Model prices	Personalisation	Standard equipment	Genuine accessories	Technical data	Additional information
--------	------------	----------------	-------------	------------	--------------	-----------------	--------------------	---------------------	----------------	------------------------

# GLC

Model lines overview

AMG Line »



AMG Line Premium »



AMG Line Premium Plus »

Design	Technology	Plug-in Hybrid	Model lines	Upholstery	Model prices	Personalisation	Standard equipment	Genuine accessories	Technical data	Additional information
--------	------------	----------------	-------------	------------	--------------	-----------------	--------------------	---------------------	----------------	------------------------

# GLC AMG Line

Standard equipment highlights



Option shown: graphite grey metallic (code 831)

## Engine, Transmission and Suspension

DYNAMIC SELECT with a choice of driving modes (ECO, Comfort, Sport, Individual and Offroad)

SUV OTR from **£52,880<sup>1</sup>**  
 Coupé OTR from **£59,355<sup>1</sup>**

<sup>1</sup>The recommended on-the-road price includes the Road Fund Licence applicable to the standard model plus delivery charge (£730.00 incl. VAT), new vehicle registration fee (£55.00), fuel (£50.00 incl. VAT), and number plates (£25.00 incl. VAT). VAT is calculated at the standard rate of 20%. Some of the model features, optional extras and colours shown may not be available, or may only be available in a different specification, or at a different price



Option shown: graphite grey metallic (code 831)

## Exterior

19" AMG alloy wheels – 5-spoke design, painted black with a high-sheen finish (code RRE)

AMG bodystyling

AMG diffuser-look rear apron with insert in black

LED High Performance headlamps including integral LED daytime running lamps and Adaptive Highbeam Assist

Mirror package

Privacy glass

Radiator grille with integrated Mercedes star and louvre in dark grey matt with chrome inlay and black frame

Running boards

Summer tyres



Design	Technology	Plug-in Hybrid	Model lines	Upholstery	Model prices	Personalisation	Standard equipment	Genuine accessories	Technical data	Additional information
--------	------------	----------------	-------------	------------	--------------	-----------------	--------------------	---------------------	----------------	------------------------





## Interior

Ambient lighting – 64 colours

AMG brushed stainless steel sports pedals with black rubber studs

Floor mats in black with 'AMG' lettering

Roof liner in black fabric

Seats – sports seats with four-way lumbar support and heated front seats

Steering wheel – 3-spoke multifunction sports steering wheel in black nappa leather, with black topstitching, flattened bottom section, heavily embossed in grip area, with touch control buttons and bezel in galvanised silver chrome

THERMATIC – automatic climate control, two-zone

## Communications, Safety and Assistance Systems

11.9-inch high-resolution multimedia colour display

12.3-inch digital individually configurable instrument display

Active Parking Assist with PARKTRONIC and reversing camera

DAB digital radio tuner

Hard disk navigation with navigation services

MBUX Navigation Premium

MBUX voice control activated by keywords "Hey Mercedes"

Smartphone integration<sup>1</sup>


Speed Limit Assist

Wireless charging<sup>1</sup>

<sup>1</sup>Compatible mobile phone required

## Trim and Upholstery

Metal structure



ARTICO man-made leather – black



Design	Technology	Plug-in Hybrid	Model lines	Upholstery	Model prices	Personalisation	Standard equipment	Genuine accessories	Technical data	Additional information
--------	------------	----------------	-------------	------------	--------------	-----------------	--------------------	---------------------	----------------	------------------------

# GLC AMG Line Premium

Standard equipment highlights



Option shown: spectral blue metallic (code 970)



Option shown: spectral blue metallic (code 970)



Adaptive Highbeam Assist Plus



DIGITAL LIGHT



SUV OTR from **£57,880<sup>1</sup>**  
 Coupé OTR from **£64,355<sup>1</sup>**  
 Upgrade price from AMG Line **£5,000**

<sup>1</sup>The recommended on-the-road price includes the Road Fund Licence applicable to the standard model plus delivery charge (£730.00 incl. VAT), new vehicle registration fee (£55.00), fuel (£50.00 incl. VAT), and number plates (£25.00 incl. VAT). VAT is calculated at the standard rate of 20%. Some of the model features, optional extras and colours shown may not be available, or may only be available in a different specification, or at a different price

In addition to/replacement of AMG Line:

## Exterior

20" AMG alloy wheels – 5-spoke design, painted black with a high-sheen finish (code RRN)

Adaptive Highbeam Assist Plus

DIGITAL LIGHT

Summer tyres

Design	Technology	Plug-in Hybrid	Model lines	Upholstery	Model prices	Personalisation	Standard equipment	Genuine accessories	Technical data	Additional information
--------	------------	----------------	-------------	------------	--------------	-----------------	--------------------	---------------------	----------------	------------------------


Illuminated door sill panels with 'Mercedes-Benz' lettering



Memory package



Transparent bonnet



MBUX augmented reality for navigation



#### Communications, Safety and Assistance Systems

Blind Spot Assist

Dashcam

MBUX augmented reality for navigation

Traffic Sign Assist

Transparent bonnet

#### Interior

Memory package – driver's seat, front passenger seat, steering column – electrically adjustable with memory. Includes exterior mirror with parking position

Heat and noise insulating acoustic glass

Illuminated door sill panels with 'Mercedes-Benz' lettering

KEYLESS-GO – Comfort package

KEYLESS-GO entry and starting function

#### Trim and Upholstery

Metal structure



ARTICO man-made leather – black





# GLC AMG Line Premium Plus Standard equipment highlights



SUV OTR from **£62,880<sup>1</sup>**  
 Coupé OTR from **£69,355<sup>1</sup>**  
 Upgrade price from AMG Line Premium **£5,000**

<sup>1</sup>The recommended on-the-road price includes the Road Fund Licence applicable to the standard model plus delivery charge (£730.00 incl. VAT), new vehicle registration fee (£55.00), fuel (£50.00 incl. VAT), and number plates (£25.00 incl. VAT). VAT is calculated at the standard rate of 20%. Some of the model features, optional extras and colours shown may not be available, or may only be available in a different specification, or at a different price

In addition to/replacement of AMG Line Premium:

## Engine, Transmission and Suspension

Residual engine heat utilisation

## Exterior

20" AMG alloy wheels – multi-spoke design, painted black, rim flange with a high-sheen finish (code RVP)

DIGITAL LIGHT with projection function

Panoramic electric glass sunroof

Summer tyres



Design	Technology	Plug-in Hybrid	Model lines	Upholstery	Model prices	Personalisation	Standard equipment	Genuine accessories	Technical data	Additional information
--------	------------	----------------	-------------	------------	--------------	-----------------	--------------------	---------------------	----------------	------------------------



THERMOTRONIC - automatic climate control, four-zone

**Interior**

THERMOTRONIC - automatic climate control, four-zone



Burmester® 3D surround sound system

**Communications, Safety and Assistance Systems**

Burmester® 3D surround sound system

Head-up display

Parking package with 360° camera

Sound personalisation

**Trim and Upholstery**

Anthracite linessstructure lime wood



Leather - black



# Upholstery

● Standard    □ No-cost option    – Not available



**111A ARTICO man-made leather - black**

AMG Line	●
AMG Line Premium	●
AMG Line Premium Plus	–



**118A ARTICO man-made leather - neva grey/black**

AMG Line	□
AMG Line Premium	□
AMG Line Premium Plus	–



**194A ARTICO man-made leather - sienna brown/black**

AMG Line	□
AMG Line Premium	□
AMG Line Premium Plus	–



# Upholstery

● Standard   □ No-cost option   – Not available



**201A Leather<sup>1</sup> – black**

AMG Line	–
AMG Line Premium	–
AMG Line Premium Plus	●



**294A Leather<sup>1</sup> – sienna brown/black**

AMG Line	–
AMG Line Premium	–
AMG Line Premium Plus	□



**297A Leather<sup>1</sup> – power red/black**

AMG Line	–
AMG Line Premium	–
AMG Line Premium Plus	□

<sup>1</sup>At least 80% of the seat upholstery is pure leather, while up to 20% may consist of man-made leather

Design	Technology	Plug-in Hybrid	Model lines	Upholstery	Model prices	Personalisation	Standard equipment	Genuine accessories	Technical data	Additional information
--------	------------	----------------	-------------	------------	--------------	-----------------	--------------------	---------------------	----------------	------------------------

# Model prices SUV

Model line	Engine	Transmission	CO <sub>2</sub> WLTP <sup>1*</sup>	Basic RRP excl. VAT (€)	Total RRP incl. VAT (€)	Road Fund Licence (€) <sup>2</sup> WLTP	Rec. OTR price (€) <sup>3</sup> WLTP	P11D value (€)	BiK tax rate 2023/24 (%) <sup>2</sup>
AMG Line									
GLC 220 d 4MATIC	Diesel – 1,993 cc, 4-cylinder, 197 hp/145 kW Mild hybrid drive – 22 hp/17 kW	9G-TRONIC PLUS 9-speed auto.	141	43,145.83	51,775.00	245.00	<b>52,880.00</b>	52,580.00	33
GLC 300 de 4MATIC	Diesel – 1,993 cc, 4-cylinder, 197 hp/145 kW Electric motor – 136 hp/100 kW	9G-TRONIC PLUS 9-speed auto.	11	53,833.33	64,600.00	0.00	<b>65,460.00</b>	65,405.00	5
GLC 300 4MATIC	Petrol – 1,999 cc, 4-cylinder, 258 hp/190 kW Mild hybrid drive – 22 hp/17 kW	9G-TRONIC PLUS 9-speed auto.	171	44,133.33	52,960.00	1,030.00	<b>54,850.00</b>	53,765.00	37
GLC 300 e 4MATIC	Petrol – 1,999 cc, 4-cylinder, 204 hp/150 kW Electric motor – 136 hp/100 kW	9G-TRONIC PLUS 9-speed auto.	12	51,958.33	62,350.00	0.00	<b>63,210.00</b>	63,155.00	5
AMG Line Premium									
GLC 220 d 4MATIC	Diesel – 1,993 cc, 4-cylinder, 197 hp/145 kW Mild hybrid drive – 22 hp/17 kW	9G-TRONIC PLUS 9-speed auto.	141	47,312.50	56,775.00	245.00	<b>57,880.00</b>	57,580.00	33
GLC 300 d 4MATIC	Petrol – 1,993 cc, 4-cylinder, 269 hp/198 kW Mild hybrid drive – 22 hp/17 kW	9G-TRONIC PLUS 9-speed auto.	150	50,262.50	60,315.00	245.00	<b>61,420.00</b>	61,120.00	35
GLC 300 de 4MATIC	Diesel – 1,993 cc, 4-cylinder, 197 hp/145 kW Electric motor – 136 hp/100 kW	9G-TRONIC PLUS 9-speed auto.	11	58,000.00	69,600.00	0.00	<b>70,460.00</b>	70,405.00	5
GLC 300 4MATIC	Petrol – 1,999 cc, 4-cylinder, 258 hp/190 kW Mild hybrid drive – 22 hp/17 kW	9G-TRONIC PLUS 9-speed auto.	171	48,300.00	57,960.00	1,030.00	<b>59,850.00</b>	58,765.00	37
GLC 300 e 4MATIC	Petrol – 1,999 cc, 4-cylinder, 204 hp/150 kW Electric motor – 136 hp/100 kW	9G-TRONIC PLUS 9-speed auto.	12	56,125.00	67,350.00	0.00	<b>68,210.00</b>	68,155.00	5

<sup>1</sup>The indicated values were determined according to the prescribed measurement method – Worldwide Harmonised Light Vehicle Test Procedure (WLTP). Figures shown may include options which are not available in the UK. For Plug-in Hybrid Electric Vehicle (PHEV) figures determined with the battery fully charged, using a combination of both battery power and fuel. These models require mains electricity for charging   <sup>2</sup>Figures shown are for comparability purposes; only compare with other cars tested to the same technical procedures. Figures may not reflect real life driving results, which will depend upon a number of factors including factory-fitted options, accessories fitted (post registration), variations in weather, driving styles and vehicle load. Further information about the test used to establish fuel consumption and CO<sub>2</sub> figures can be found at <http://www.mercedes-benz.co.uk/WLTP>   <sup>3</sup>A different first year rate of Vehicle Excise Duty (Road Fund Licence) applies for new cars. Please refer to page 48 for the relevant rate for the second and subsequent years   <sup>4</sup>The recommended on-the-road price includes the Road Fund Licence applicable to the standard model plus delivery charge (£730.00 incl. VAT), new vehicle registration fee (£55.00), fuel (£50.00 incl. VAT), and number plates (£25.00 incl. VAT). VAT is calculated at the standard rate of 20%. Some of the model features, optional extras and colours shown may not be available, or may only be available in a different specification, or at a different price

Design	Technology	Plug-in Hybrid	Model lines	Upholstery	Model prices	Personalisation	Standard equipment	Genuine accessories	Technical data	Additional information
--------	------------	----------------	-------------	------------	--------------	-----------------	--------------------	---------------------	----------------	------------------------

# Model prices SUV

Model line	Engine	Transmission	CO <sub>2</sub> WLTP <sup>1</sup> *	Basic RRP excl. VAT (£)	Total RRP incl. VAT (£)	Road Fund Licence (£) <sup>2</sup> WLTP	Rec. OTR price (£) <sup>3</sup> WLTP	P11D value (£)	BiK tax rate 2023/24 (%) <sup>2</sup>
AMG Line Premium Plus									
GLC 220 d 4MATIC	Diesel – 1,993 cc, 4-cylinder, 197 hp/145 kW Mild hybrid drive – 22 hp/17 kW	9G-TRONIC PLUS 9-speed auto.	143	51,479.17	61,775.00	245.00	<b>62,880.00</b>	62,580.00	33
GLC 300 d 4MATIC	Petrol – 1,993 cc, 4-cylinder, 269 hp/198 kW Mild hybrid drive – 22 hp/17 kW	9G-TRONIC PLUS 9-speed auto.	152	54,429.17	65,315.00	635.00	<b>66,810.00</b>	66,120.00	35
GLC 300 de 4MATIC	Diesel – 1,993 cc, 4-cylinder, 197 hp/145 kW Electric motor – 136 hp/100 kW	9G-TRONIC PLUS 9-speed auto.	11	62,166.67	74,600.00	0.00	<b>75,460.00</b>	75,405.00	5
GLC 300 4MATIC	Petrol – 1,999 cc, 4-cylinder, 258 hp/190 kW Mild hybrid drive – 22 hp/17 kW	9G-TRONIC PLUS 9-speed auto.	174	52,466.67	62,960.00	1,030.00	<b>64,850.00</b>	63,765.00	37
GLC 300 e 4MATIC	Petrol – 1,999 cc, 4-cylinder, 204 hp/150 kW Electric motor – 136 hp/100 kW	9G-TRONIC PLUS 9-speed auto.	12	60,291.67	72,350.00	0.00	<b>73,210.00</b>	73,155.00	5

<sup>1</sup>The indicated values were determined according to the prescribed measurement method – Worldwide Harmonised Light Vehicle Test Procedure (WLTP). Figures shown may include options which are not available in the UK. For Plug-in Hybrid Electric Vehicle (PHEV) figures determined with the battery fully charged, using a combination of both battery power and fuel. These models require mains electricity for charging   <sup>2</sup>Figures shown are for comparability purposes; only compare with other cars tested to the same technical procedures. Figures may not reflect real life driving results, which will depend upon a number of factors including factory-fitted options, accessories fitted (post registration), variations in weather, driving styles and vehicle load. Further information about the test used to establish fuel consumption and CO<sub>2</sub> figures can be found at <http://www.mercedes-benz.co.uk/WLTP>   <sup>3</sup>A different first year rate of Vehicle Excise Duty (Road Fund Licence) applies for new cars. Please refer to page 48 for the relevant rate for the second and subsequent years   <sup>4</sup>The recommended on-the-road price includes the Road Fund Licence applicable to the standard model plus delivery charge (£730.00 incl. VAT), new vehicle registration fee (£55.00), fuel (£50.00 incl. VAT), and number plates (£25.00 incl. VAT). VAT is calculated at the standard rate of 20%. Some of the model features, optional extras and colours shown may not be available, or may only be available in a different specification, or at a different price



# Model prices Coupé

Model line	Engine	Transmission	CO <sub>2</sub> WLTP <sup>1*</sup>	Basic RRP excl. VAT (£)	Total RRP incl. VAT (£)	Road Fund Licence (£) <sup>2</sup> WLTP	Rec. OTR price (£) <sup>3</sup> WLTP	P11D value (£)	BiK tax rate 2023/24 (%) <sup>2</sup>
AMG Line									
GLC 220 d 4MATIC	Diesel – 1,993 cc, 4-cylinder, 197 hp/145 kW Mild hybrid drive – 22 hp/17 kW	9G-TRONIC PLUS 9-speed auto.	140	48,541.67	58,250.00	245.00	<b>59,355.00</b>	59,055.00	33
GLC 300 4MATIC	Petrol – 1,999 cc, 4-cylinder, 258 hp/190 kW Mild hybrid drive – 22 hp/17 kW	9G-TRONIC PLUS 9-speed auto.	171	49,529.17	59,435.00	1,030.00	<b>61,325.00</b>	60,240.00	37
GLC 300 e 4MATIC	Petrol – 1,999 cc, 4-cylinder, 204 hp/150 kW Electric motor – 136 hp/100 kW	9G-TRONIC PLUS 9-speed auto.	12	57,354.17	68,825.00	0.00	<b>69,685.00</b>	69,630.00	5
AMG Line Premium									
GLC 220 d 4MATIC	Diesel – 1,993 cc, 4-cylinder, 197 hp/145 kW Mild hybrid drive – 22 hp/17 kW	9G-TRONIC PLUS 9-speed auto.	140	52,708.33	63,250.00	245.00	<b>64,355.00</b>	64,055.00	33
GLC 300 d 4MATIC	Petrol – 1,993 cc, 4-cylinder, 269 hp/198 kW Mild hybrid drive – 22 hp/17 kW	9G-TRONIC PLUS 9-speed auto.	149	55,658.33	66,790.00	245.00	<b>67,895.00</b>	67,595.00	34
GLC 300 4MATIC	Petrol – 1,999cc, 4-cylinder, 258 hp/190 kW Mild hybrid drive – 22 hp/17 kW	9G-TRONIC PLUS 9-speed auto.	170	53,695.83	64,435.00	635.00	<b>65,930.00</b>	53,240.00	37
GLC 300 e 4MATIC	Petrol – 1,999 cc, 4-cylinder, 204 hp/150 kW Electric motor – 136 hp/100 kW	9G-TRONIC PLUS 9-speed auto.	12	61,520.83	73,825.00	0.00	<b>74,685.00</b>	74,630.00	5

<sup>1</sup>The indicated values were determined according to the prescribed measurement method – Worldwide Harmonised Light Vehicle Test Procedure (WLTP). Figures shown may include options which are not available in the UK. For Plug-in Hybrid Electric Vehicle (PHEV) figures determined with the battery fully charged, using a combination of both battery power and fuel. These models require mains electricity for charging. <sup>2</sup>Figures shown are for comparability purposes; only compare with other cars tested to the same technical procedures. Figures may not reflect real life driving results, which will depend upon a number of factors including factory-fitted options, accessories fitted (post registration), variations in weather, driving styles and vehicle load. Further information about the test used to establish fuel consumption and CO<sub>2</sub> figures can be found at <http://www.mercedes-benz.co.uk/WLTP>. <sup>3</sup>A different first year rate of Vehicle Excise Duty (Road Fund Licence) applies for new cars. Please refer to page 48 for the relevant rate for the second and subsequent years. <sup>4</sup>The recommended on-the-road price includes the Road Fund Licence applicable to the standard model plus delivery charge (£730.00 incl. VAT), new vehicle registration fee (£55.00), fuel (£50.00 incl. VAT), and number plates (£25.00 incl. VAT). VAT is calculated at the standard rate of 20%. Some of the model features, optional extras and colours shown may not be available, or may only be available in a different specification, or at a different price.

Design	Technology	Plug-in Hybrid	Model lines	Upholstery	Model prices	Personalisation	Standard equipment	Genuine accessories	Technical data	Additional information
--------	------------	----------------	-------------	------------	--------------	-----------------	--------------------	---------------------	----------------	------------------------

# Model prices Coupé

Model line	Engine	Transmission	CO <sub>2</sub> WLTP <sup>1*</sup>	Basic RRP excl. VAT (£)	Total RRP incl. VAT (£)	Road Fund Licence (£) <sup>2</sup> WLTP	Rec. OTR price (£) <sup>3</sup> WLTP	P11D value (£)	BiK tax rate 2023/24 (%) <sup>2</sup>
AMG Line Premium Plus									
GLC 220 d 4MATIC	Diesel – 1,993 cc, 4-cylinder, 197 hp/145 kW Mild hybrid drive – 22 hp/17 kW	9G-TRONIC PLUS 9-speed auto.	141	56,875.00	68,250.00	245.00	<b>69,355.00</b>	69,055.00	33
GLC 300 d 4MATIC	Petrol – 1,993 cc, 4-cylinder, 269 hp/198 kW Mild hybrid drive – 22 hp/17 kW	9G-TRONIC PLUS 9-speed auto.	150	59,825.00	71,790.00	245.00	<b>72,895.00</b>	72,595.00	35
GLC 300 4MATIC	Petrol – 1,999cc, 4-cylinder, 258 hp/190 kW Mild hybrid drive – 22 hp/17 kW	9G-TRONIC PLUS 9-speed auto.	172	57,862.50	69,435.00	1,030.00	<b>71,325.00</b>	70,240.00	37
GLC 300 e 4MATIC	Petrol – 1,999 cc, 4-cylinder, 204 hp/150 kW Electric motor – 136 hp/100 kW	9G-TRONIC PLUS 9-speed auto.	12	65,687.50	78,825.00	0.00	<b>79,685.00</b>	79,630.00	5

<sup>1</sup>The indicated values were determined according to the prescribed measurement method – Worldwide Harmonised Light Vehicle Test Procedure (WLTP). Figures shown may include options which are not available in the UK. For Plug-in Hybrid Electric Vehicle (PHEV) figures determined with the battery fully charged, using a combination of both battery power and fuel. These models require mains electricity for charging   <sup>2</sup>Figures shown are for comparability purposes; only compare with other cars tested to the same technical procedures. Figures may not reflect real life driving results, which will depend upon a number of factors including factory-fitted options, accessories fitted (post registration), variations in weather, driving styles and vehicle load. Further information about the test used to establish fuel consumption and CO<sub>2</sub> figures can be found at <http://www.mercedes-benz.co.uk/WLTP>   <sup>3</sup>A different first year rate of Vehicle Excise Duty (Road Fund Licence) applies for new cars. Please refer to page 48 for the relevant rate for the second and subsequent years   <sup>4</sup>The recommended on-the-road price includes the Road Fund Licence applicable to the standard model plus delivery charge (£730.00 incl. VAT), new vehicle registration fee (£55.00), fuel (£50.00 incl. VAT), and number plates (£25.00 incl. VAT). VAT is calculated at the standard rate of 20%. Some of the model features, optional extras and colours shown may not be available, or may only be available in a different specification, or at a different price

# Colour options

Non-metallic, metallic and MANUFAKTUR paints

● Standard

Total prices incl. VAT

			
149 polar white non-metallic ●	197 obsidian black metallic £715.00	859 mojave silver metallic £715.00	885 MANUFAKTUR opalite white bright £925.00
			
	595 nautic blue metallic £715.00	922 high-tech silver metallic £715.00	993 MANUFAKTUR patagonia red metallic £925.00
			
	831 graphite grey metallic £715.00	970 spectral blue metallic £715.00	










Please note that, owing to limitations of on-screen representation, paint colours may differ from those shown

Design	Technology	Plug-in Hybrid	Model lines	Upholstery	Model prices	Personalisation	Standard equipment	Genuine accessories	Technical data	Additional information
--------	------------	----------------	-------------	------------	--------------	-----------------	--------------------	---------------------	----------------	------------------------



# Combination options

● Possible    – Not possible

			Interior upholstery colours					
			111A ARTICO man-made leather – black	118A ARTICO man-made leather – neva grey/black	194A ARTICO man-made leather – sienna brown/black	201A Leather <sup>1</sup> – black	294A Leather <sup>1</sup> – sienna brown/black	297A Leather <sup>1</sup> – power red/black
Exterior paint colours		149 polar white non-metallic	●	–	–	●	–	–
		197 obsidian black metallic	●	●	●	●	●	●
		595 nautic blue metallic	●	●	–	●	●	–
		831 graphite grey metallic	●	●	●	●	●	–
		859 mojave silver metallic	●	–	–	●	–	–
		922 high-tech silver metallic	●	–	●	●	●	–
		970 spectral blue metallic	●	●	–	●	–	–
		885 MANUFAKTUR opalite white bright	●	–	●	●	●	●
		993 MANUFAKTUR patagonia red metallic	●	●	–	●	–	–

<sup>1</sup>At least 80% of the seat upholstery is pure leather, while up to 20% may consist of man-made leather

# Trailer coupling with ESP® trailer stabilisation

**Trailer coupling with ESP® trailer stabilisation** (code 550)

**Available on all models**

**Total incl. VAT £695.00**

Expand your transport options: with this practical equipment you can hitch up both trailers or caravans and also mount cycle racks. The trailer coupling is ready for use in no time at all – and can be folded in again behind the rear bumper just as quickly when it is no longer needed.

Operating safety is the top priority: to fold out the trailer coupling, you must first unlock it via the control button in the boot. As soon as the button light goes out, the trailer coupling is correctly engaged and is therefore ready for use.

Even when driving you can benefit from a comprehensive safety concept: the ESP® trailer stabilisation is able to intervene automatically in critical situations when driving with a trailer. The associated sensor system detects the trailer independently as soon as the electric plug is connected to your vehicle.

The ESP® stabilisation functions are automatically active from a speed of 40 mph. When undesired oscillating motions are detected, the Trailer Stability Assist actively dampens these with the aid of alternate brake actuation of each individual wheel. In most cases this is already sufficient to reduce dangerous oscillations. If necessary, the system additionally reduces the speed: for this, the engine torque is reduced and the vehicle is braked via all four wheels.



Design	Technology	Plug-in Hybrid	Model lines	Upholstery	Model prices	Personalisation	Standard equipment	Genuine accessories	Technical data	Additional information
--------	------------	----------------	-------------	------------	--------------	-----------------	--------------------	---------------------	----------------	------------------------

# Driving Assistance package Plus

The Driving Assistance package Plus<sup>1</sup> contains a range of highly intelligent features to help you stay safe on the road – by making the drive more effortless, by warning of danger, and by taking steps to protect you in an emergency.

**Driving Assistance package Plus<sup>1</sup>** (code P20) – designed and priced as a package, including items as listed.  
**Only available for AMG Line Premium Plus    Total incl. VAT £1,695.00**

**Active Blind Spot Assist** can warn the driver of vehicles in the blind spot during a lane change and can help to avoid a collision by means of one sided braking intervention.

**Active Braking Assist with cross** traffic function can help to avoid accidents with vehicles ahead, crossing traffic and also pedestrians, and/or mitigate their consequences.

**Active Distance Assist DISTRONIC** relieves the strain on the driver and provides support in both flowing and stop and go traffic. The intelligent system controls the distance from the vehicle in front, adapts the driving speed to what is happening en route and takes on the demanding task of following a queue or traffic jam

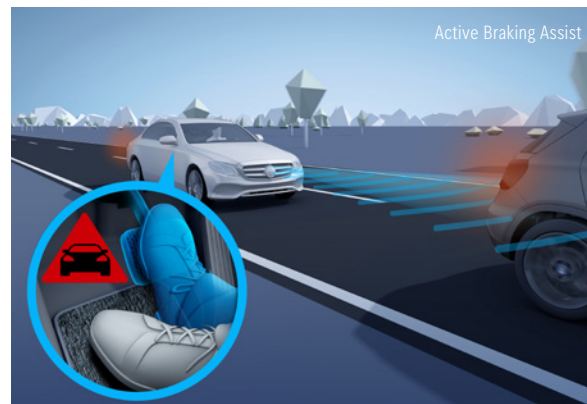
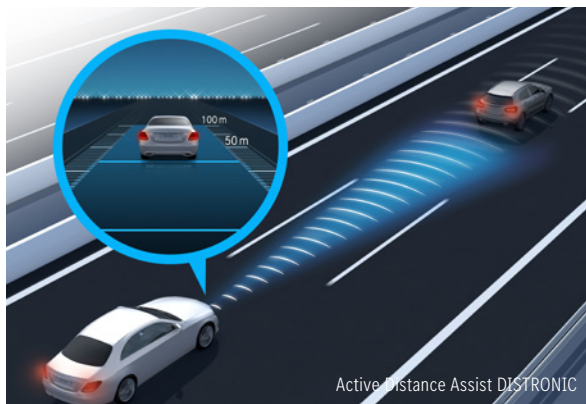
**Active Lane Change Assist** supports you by bringing you into the parallel lane if there is space when changing lanes.

**Active Speed Limit Assist** helps you to observe the stipulated maximum permissible speed, even in unclear situations. A camera detects maximum permissible speeds, which Active Distance Assist DISTRONIC automatically adopts and sets as the speed for enhanced safety and comfort when driving.

**Evasive Steering Assist** can support the driver in making evasive manoeuvres if, in a dangerous situation, he/she moves to avoid any pedestrian detected by the system

**PRE SAFE®** can prepare the occupants for a side on collision and reduce the risk of injury. Like a bodyguard, it pushes the driver or front passenger away from the danger zone towards the inside.

**PRE SAFE® PLUS** when a rear end collision threatens, PRE SAFE PLUS can initiate preventive measures, including warning following traffic and locking the brakes on standstill.



<sup>1</sup>Our driver assistance and safety systems are aids and do not relieve you of your responsibility as the driver. Please take note of the information in the Owner's Manual and the system limits which are described therein

Design	Technology	Plug-in Hybrid	Model lines	Upholstery	Model prices	Personalisation	Standard equipment	Genuine accessories	Technical data	Additional information
--------	------------	----------------	-------------	------------	--------------	-----------------	--------------------	---------------------	----------------	------------------------



# Standard equipment

● Standard    – Not available

## Battery and Charging

	AMG Line Premium Plus	AMG Line Premium	AMG Line
1× type 2, 3 phase wallbox cable, 4 m, straight (Plug-In Hybrid only)	●	●	●
Alternating current charging system (AC charging) (Plug-In Hybrid only)	●	●	●

## Engine, Transmission and Suspension

	AMG Line Premium Plus	AMG Line Premium	AMG Line
4MATIC permanent four-wheel drive	●	●	●
9G-TRONIC PLUS 9-speed automatic transmission with steering column gear selector, DIRECT SELECT steering wheel gearshift paddles and SPEEDTRONIC cruise control with variable speed limiter	●	●	●
48V technology (Mild Hybrid only)	●	●	●
Driving modes – DYNAMIC SELECT with a choice of driving modes (ECO, Comfort, Sport, Individual and Offroad)	●	●	●
ECO start/stop function	●	●	●
Residual engine heat utilisation	–	–	●
Suspension – self-levelling suspension (Plug-In Hybrid only)	●	●	●
Suspension – sports suspension tuned for improved handling and driving dynamics (Mild Hybrid only)	●	●	●

## Exterior

	AMG Line Premium Plus	AMG Line Premium	AMG Line
AMG bodystyling – front apron, rear apron, and side skirts	●	●	●
Boot Comfort package	●	●	●
Brake callipers – with ‘Mercedes-Benz’ lettering and perforated front brake discs	●	●	●
Braking system with larger brake discs on the front axle (Mild Hybrid only)	●	●	●
Chrome package – chrome trim on front, side and rear	●	●	●
EASY-PACK automatic powered tailgate – the EASY-PACK boot lid can be opened and closed at the touch of a button for more convenient loading and unloading of the boot	●	●	●

	AMG Line Premium Plus	AMG Line Premium	AMG Line
Exterior mirrors – electrically adjustable	●	●	●
Fuel tank – 62 litres (excluding GLC 300 e)	●	●	●
Fuel tank – 49 litres (GLC 300 e only)	●	●	●
Headlamps – Adaptive Highbeam Assist	●	–	–
Headlamps – Adaptive Highbeam Assist Plus	–	●	●
Headlamps – DIGITAL LIGHT	–	●	–
Headlamps – DIGITAL LIGHT with projection function	–	–	●
Headlamps – LED High Performance headlamps including integral LED daytime running lamps	●	–	–
Heat and noise insulating acoustic glass	–	●	●
Heat insulating dark tinted glass	●	●	●
Mirror package – electrically-folding mirrors and automatically-dimming exterior driver's mirror and rear view mirror	●	●	●
Panoramic electric glass sunroof	–	–	●
Privacy glass – dark glass from B-pillar backwards	●	●	●
Polished aluminium roof rails (SUV only)	●	●	●
Radiator grille – with integrated Mercedes star and louvre in dark grey matt with chrome inlay and black frame	●	●	●
Rain-sensing windscreen wipers	●	●	●
Running boards	●	●	●
Tail lamps – LED	●	●	●
Tailpipe – two chrome-plated tailpipe trim elements	●	●	●
Wider wheel arch for AMG wheels	●	●	●

# Standard equipment

● Standard    – Not available

## Wheels

	AMG Line	AMG Line Premium	AMG Line Premium Plus
19" AMG alloy wheels – 5-spoke design, painted black with a high-sheen finish, 235/55 (front) and 255/50 (rear) R19 tyres (code RRE)	●	–	–
20" AMG alloy wheels – 5-spoke design, painted black with a high-sheen finish, 255/45 (front) and 285/40 (rear) R20 tyres (code RRN)	–	●	–
20" AMG alloy wheels – multi-spoke design, painted black, rim flange with a high-sheen finish, 255/45 (front) and 285/40 (rear) R20 tyres (code RVP)	–	–	●
Summer tyres	●	●	●

## Interior

12.3-inch digital individually configurable instrument display	●	●	●
Ambient lighting – 64 colours	●	●	●
AMG Line interior	●	●	●
Chrome Interior package	●	●	●
EASY-PACK load compartment cover	●	●	●
Floor mats – black with 'AMG' lettering	●	●	●
Illuminated door sill panels with 'Mercedes-Benz' lettering	–	●	●
Instrument cluster with 12.3-inch digital individually configurable instrument display	●	●	●
Interior Lighting package – lighting of footwells, door handle recesses, as well as rear reading lamps (LED) and courtesy lights in all doors, illuminated vanity mirrors	●	●	●
KEYLESS-GO Comfort package	–	●	●
KEYLESS-GO entry and starting function	–	●	●
KEYLESS-GO starting function	●	●	●
Outside temperature display	●	●	●

Seats – four-way lumbar support	●	●	●
Seats – front, heated	●	●	●
Seats – rear, split-folding 40:20:40	●	●	●
Seats – sports seats	●	●	●
Seats – Memory package: driver's seat, front passenger seat, steering column and exterior mirrors – electrically adjustable with memory	–	●	●
Seat belts – black	●	●	●
Sports pedals in brushed stainless steel with rubber studs	●	●	●
Stowage – double cup holder in centre console	●	●	●
Stowage – front centre armrest with stowage compartment	●	●	●
Stowage – illuminated and lockable glove compartment	●	●	●
Stowage Space package – map pockets on the back of the front seats, net on the load compartment floor, folding box beneath load compartment floor, 12 V socket in load compartment, lockable stowage compartment beneath load compartment floor, cargo rails	●	●	●
Sun visors	●	●	●
THERMOTRONIC – four-zone automatic climate control	–	–	●
THERMATIC – two-zone automatic climate control	●	●	–

## Steering

Steering – Direct-Steer speed sensitive steering	●	●	●
Steering column – electrically adjustable for height and reach	–	●	●
Steering column – manually adjustable for height and reach	●	–	–
Steering wheel – multifunction sports steering wheel in nappa leather, galvanised gearshift paddles, audio and onboard settings control	●	●	●

# Standard equipment

● Standard    – Not available

## Paint, Trim and Upholstery

	AMG Line	AMG Line Premium	AMG Line Premium Plus
Centre console in metal structure finish	●	●	●
Instrument panel and beltlines in ARTICO man-made leather in a smooth-look finish	●	●	●
Paint – non-metallic	●	●	●
Roof liner – black fabric	●	●	●
Trim – anthracite linestructure lime wood	–	–	●
Trim – metal structure trim element	●	●	–
Upholstery – ARTICO man-made leather	●	●	–
Upholstery – leather	–	–	●

## Safety and Assistance Systems

Acoustic presence indicator	●	●	●
Active bonnet – pedestrian safety measure which detects an impact and raises bonnet	●	●	●
Active Brake Assist <sup>1</sup>	●	●	●
Active Lane Keeping Assist	●	●	●
Active Parking Assist with PARKTRONIC – detects parking spaces at up to 22mph, controls steering, in conjunction with automatic transmission it also helps with accelerating, braking and changing gear. Visual and audible warning of detected obstacles based on distance and position and on detecting crossing traffic when reversing out of a parking space. System is able to briefly limit the moving-off speed when an obstacle is detected in the direction of travel	●	●	●
ADAPTIVE BRAKE system with HOLD function and dry braking in the wet	●	●	●
Anti-theft alarm system with immobiliser and interior protection	●	●	●
Anti-theft alarm system with preinstallation for collision detection	●	●	●

ATTENTION ASSIST – continuously analyses driver behaviour and steering movements. If patterns are recognised which characterise drowsiness, the driver is prompted to take a break, and an audible warning is sounded	●	●	●
Automatic child seat recognition sensor	●	●	●
Automatic front passenger airbag deactivation	●	●	●
Blind Spot Assist	–	●	●
COLLISION PREVENTION ASSIST PLUS – the driver is given a visual warning if the distance from a vehicle in front is inadequate. On detecting the danger of a collision there is an acoustic warning, driver braking can be assisted and, if the driver fails to react, the speed can be reduced autonomously. Autonomous partial braking only occurs if the driver fails to react and is travelling at a speed range between 4–65 mph speeds for moving objects and 4–31 mph for stationary objects	●	●	●
Diesel Particulate Filter (DPF) – diesel models only	●	●	●
Dual-stage airbags – driver and front passenger; driver kneebag and windowbags for driver, front passenger and rear passengers	●	●	●
Electric parking brake	●	●	●
Electronic Stability Programme (ESP®) with Curve Dynamic Assist and Crosswind Assist – for greater driving safety and stability, in particular when accelerating on bends; counters understeer by one-sided braking action. Detects sudden, strong gusts of wind and helps the driver stay in lane by means of targeted braking	●	●	●
Fluorescent jacket for driver	●	●	●
GUARD 360° vehicle protection Plus	●	●	●
Increased anti-theft protection	●	●	●
ISOFIX child seat attachment points with top tether in rear (two outer seats)	●	●	●
Mercedes-Benz emergency call system	●	●	●
Parking package with 360° camera	–	●	●

<sup>1</sup>The availability of the control unit needed for 4G connectivity is temporarily limited for certain vehicles due to supply bottlenecks. This means that all Mercedes me connect services including the emergency call system (eCall) are not available at present in some vehicles. For further information contact your local Mercedes-Benz Agent

<sup>2</sup>Compatible mobile phone required



# Standard equipment

● Standard    – Not available

## Safety and Assistance Systems (continued)

	AMG Line	AMG Line Premium	AMG Line Premium Plus
Parking package with reversing camera	●	–	–
Petrol Particulate Filter (PPF) – petrol models only	●	●	●
Remote boot release	●	●	●
Service indicator ASSYST	●	●	●
Speed Limit Assist	●	–	–
SPEEDTRONIC cruise control with variable speed limiter	●	●	●
Status display in instrument cluster for rear seat belts	●	●	●
TIREFIT with tyre inflation compressor	●	●	●
Traffic Sign Assist	–	●	●
Transparent bonnet	–	●	●
Tyre pressure monitoring system	●	●	●

## Communications and In-Car Entertainment

Burmester® 3D surround sound system – 13 speakers and a 9-channel amplifier with total output of 590 watts	–	–	●
DAB digital radio tuner	●	●	●
Dashcam	–	●	●
Fingerprint scanner	●	●	●
Hard-disk navigation	●	●	●
Head-up display	–	–	●
High-resolution 11.9-inch multimedia colour display	●	●	●

Instrument display in miles with English lettering	●	●	●
MBUX augmented reality for navigation	–	●	●
MBUX extended functions (requires an active internet connection by activating a data option with an external mobile network operator or by using your mobile phone as a hotspot via tethering)	●	●	●
MBUX Navigation Premium	●	●	●
MBUX voice control activated by keywords “Hey Mercedes”	●	●	●
Mercedes me connect (standard services) <sup>1</sup> – emergency call system (eCall), accident recovery, breakdown management and maintenance management	●	●	●
Mercedes me connect (Vehicle Set-up and Vehicle Monitoring) – onboard use of remote and location services, e.g. geographic vehicle monitoring, vehicle location, remote door locking and unlocking, remote interrogation of vehicle status. Remote Online subscription services are limited to three years from initial registration, and can be extended at additional cost	●	●	●
Remote and Charging Services Plus (Plug-In Hybrid only)	●	●	●
Remote services (Plug-In Hybrid only)	●	●	●
Smartphone integration <sup>2</sup> comprising Android Auto™ and Apple CarPlay®. Please check on <a href="http://www.apple.com/uk/ios/carplay/">www.apple.com/uk/ios/carplay/</a> or <a href="http://www.android.com/intl/en_uk/auto">www.android.com/intl/en_uk/auto</a> for compatibility and approved apps. Certain features and apps require a 3G or 4G data connection. Control of features available through voice control and controller on centre console	●	●	●
Sound personalisation	–	–	●
USB package – two USB-C ports under the front centre armrest	●	●	●
Wireless charging <sup>2</sup>	●	●	●

<sup>1</sup>The availability of the control unit needed for 4G connectivity is temporarily limited for certain vehicles due to supply bottlenecks. This means that all Mercedes me connect services including the emergency call system (eCall) are not available at present in some vehicles. For further information contact your local Mercedes-Benz Agent

<sup>2</sup>Compatible mobile phone required

# Genuine accessories

We've developed a range of accessories you can add to help personalise and enhance your GLC.



### Velour floor mats CLASSIC

Floor mats have to undergo rigorous testing before they are deemed worthy of the star logo: durability, fade-resistant colour and a neutral odour. The mats are precision-tailored to your Mercedes-Benz. (SUV: A25468042049J74)




### All season floor mats

Floor mats have to undergo rigorous testing before they are deemed worthy of the star logo. The mats are precision-tailored to your Mercedes-Benz. Can be clip-fastened to the floor of the vehicle to prevent slipping. (Coupé front: A25368044019G33; rear: A25368041059G33)




### DUO plus child seat, with ISOFIX

Safe and secure: children between the ages of 9 months and 4 years (weight 9 to 18 kg) will enjoy travelling in the DUO plus child seat from Mercedes-Benz. The seat offers optimum protection in the event of an accident. A quick change of position: sitting, reclining and sleeping positions are adjustable with one simple manoeuvre. (SUV: A0009704302)



### Reversible mat

Black reversible mat. 100% polyester. Double-sided: rubberised, non-slip side and high-quality velour side. Design allows the concertina load sill protector to be connected. Tailored to the contours of the load compartment. (Coupé: A2536807103)



### Boot tub

Made from impact-resistant, non-slip polypropylene. Structured surface holds separately available stowage crate in place. Vehicle's load-securing rings remain accessible. (SUV: A2548140000, SUV Hybrid: A2548140100; Coupé: A2538140200)

All the above accessories are subject to availability and compatibility. Please ask your Mercedes-Benz Authorised Repairer for more information    Images shown are for illustration purposes only

Design	Technology	Plug-in Hybrid	Model lines	Upholstery	Model prices	Personalisation	Standard equipment	Genuine accessories	Technical data	Additional information
--------	------------	----------------	-------------	------------	--------------	-----------------	--------------------	---------------------	----------------	------------------------

**Mercedes-Benz roof box 450, opens on both sides**

Mercedes-Benz roof box, available in different colour variants to coordinate with Mercedes-Benz Passenger Cars paintwork. Impact-resistant, sturdy, durable, recyclable, spray-protected. Opens on both sides. Single lock system with 3 locking mechanisms on each side. Gas-filled struts for easy opening and closing of lid. Maximum load capacity of 75 kg. Unladen weight of 20 kg. The roof box allows transport of winter and summer leisure accessories. (SUV and Coupé: A0008401200)



**Basic carrier bars**

Aerodynamic basic carrier bars in aluminium. Multifunctional basis for attaching all Mercedes-Benz transport and leisure accessories. (SUV: A2548901300; Coupé: A2538901100)



**Bicycle rack**

Extremely lightweight bicycle rack, designed to allow you to attach a bicycle to the basic carrier bars. Please bear in mind your vehicle's permissible roof load. Bicycle racks are supplied singly. (SUV: A0008900293)



**Concertina load sill protector**

The concertina load sill protector not only protects the boot from contamination, but also protects the bumper and boot sill from becoming scratched. The load sill guard can be attached via hooks to the lifting eyes or can be attached via a velcro strip to the reversible mat or roof box. (Coupé: A2536932000)

All the above accessories are subject to availability and compatibility. Please ask your Mercedes-Benz Authorised Repairer for more information      Images shown are for illustration purposes only

Design	Technology	Plug-in Hybrid	Model lines	Upholstery	Model prices	Personalisation	Standard equipment	Genuine accessories	Technical data	Additional information
--------	------------	----------------	-------------	------------	--------------	-----------------	--------------------	---------------------	----------------	------------------------





**Load sill guard**

The load sill guard in a chrome look reliably protects the boot sill of the vehicle against damage and signs of wear. The load sill guard precisely adapts to the contours of the vehicle and, thanks to the carefully selected materials, ensures a high-class appeal. (SUV: A2546931300)



**Automatic trailer coupling**

Automatic folding trailer coupling, specifically for Mercedes-Benz vehicles. High corrosion protection. (Coupe: A2533150900)



**Design side trim**

Mercedes-Benz Sport Equipment side trim design with matt black finish. Lends the vehicle a more masculine effect and emphasises the sporty and dynamic look. Simply secured in place using special adhesive tape. (SUV: A2547207401)

All the above accessories are subject to availability and compatibility. Please ask your Mercedes-Benz Authorised Repairer for more information    Images shown are for illustration purposes only

Design	Technology	Plug-in Hybrid	Model lines	Upholstery	Model prices	Personalisation	Standard equipment	Genuine accessories	Technical data	Additional information
--------	------------	----------------	-------------	------------	--------------	-----------------	--------------------	---------------------	----------------	------------------------

# Technical data SUV

● Standard    – Not available

Model	GLC 220 d 4MATIC	GLC 300 d 4MATIC	GLC 300 de 4MATIC	GLC 300 4MATIC	GLC 300 e 4MATIC
Engine					
Fuel delivery	Diesel	Diesel	Diesel	Petrol	Petrol
Total displacementcc	1,993	1,993	1,993	1,999	1,999
Arrangement/cylinders/valves	in-line/4/16	in-line/4/16	in-line/4/16	in-line/4/16	in-line/4/16
Power <sup>1</sup> hp (kW) at rpm					
Combustion engine	197 (145)/3,600	269 (198)/4,200	197 (145)/3,600	258 (190)/3,200	204 (150)/6,100
Electric motor	–	–	136 (100)/2,100	–	136 (100)/2,100
Mild hybrid drive	22 (17)	22 (17)	–	22 (17)	–
Torque <sup>1</sup> Nm at rpm					
Combustion engine	440/1,800–2,800	550/1,800–2,200	440/1,800–2,800	400/2,000–3,200	320/2,000–4,000
Electric motor	–	–	440	–	440
Compression ratio	15.5:1	15.5:1	15.5:1	10.0:1	10.0:1
Equivalent All-Electric Range (EAER) <sup>2</sup> mi	–	–	73–84	–	77–83
Battery type (capacity)kWh	–	–	Lithium-ion/31.2	–	Lithium-ion/31.2
Power consumption, combined <sup>2,3</sup> kWh/100 km	–	–	230.0–205.0	–	225.0–204.0
Charging time					
Wallbox (11 kW AC) 10–100% <sup>4</sup>	–	–	2 hrs 45 mins	–	2 hrs 45 mins
Capacity on-board chargerkW	–	–	11 AC	–	11 AC
Emissions standard	EURO 6D-ISC-FCM	EURO 6D-ISC-FCM	EURO 6D-ISC-FCM	EURO 6D-ISC-FCM	EURO 6D-ISC-FCM
Transmission					
9G-TRONIC PLUS 9-speed automatic	●	●	●	●	●

<sup>1</sup>Figures according to Directive 80/1269/EEC in the currently applicable version

<sup>2</sup>The indicated values were determined according to the prescribed measurement method - Worldwide Harmonised Light Vehicle Test Procedure (WLTP). Figures shown may include options which are not available in the UK. For Plug-in Hybrid Electric Vehicle (PHEV) figures determined with the battery fully charged, using a combination of both battery power and fuel. These models require mains electricity for charging

<sup>3</sup>The certified electrical consumption is generally determined at maximum AC charging capacity using a Mode 3 cable. It is therefore recommended that vehicles with a HV battery preferably be charged at a wallbox or an AC charging station with a Mode 3 cable in order to achieve shorter charging times and improved charging efficiency

<sup>4</sup>Specified voltage and current values refer to network infrastructure and can be limited by the vehicle. Times are from 10-100% charge using a wallbox (three-phase) or standard socket (single-phase)

# Technical data SUV

Model		GLC 220 d 4MATIC		GLC 300 d 4MATIC		GLC 300 de 4MATIC		GLC 300 4MATIC		GLC 300 e 4MATIC	
Performance											
Acceleration 0–62 mph	sec	8.0		6.3		6.4		6.2		6.7	
Top speed (electric mode)	mph	136		151		135 (87)		149		135 (87)	
Weights and capacities											
Kerb weight <sup>5</sup>	kg	2,000		2,025		2,415		1,925		2,355	
Perm. Gross Vehicle Weight	kg	2,550		2,570		2,885		2,510		2,840	
Boot capacity – seats up/seats down	l	620/1,680		620/1,680		470/1,530		620/1,680		470/1,530	
Towing capacity – unbraked/braked	kg	750/2,500		750/2,500		750/2,000		750/2,400		750/2,000	
Fuel tank capacity/of which reserve	l	62/7		62/7		62/7		62/7		49/7	
Turning circle	m	11.8		11.8		11.8		11.8		11.8	
Fuel consumption <sup>6,7,8</sup>											
Combined (consumption dependent on chosen optional equipment)	l/100 km	5.5–5.4		5.9–5.7		0.4		7.7–7.5		0.6–0.5	
	mpg	51.4–52.3		47.9–49.6		706.3		36.7–37.7		470.8–565.0	
Insurance											
Group rating		40E-41E		44E		49E-50E		42E-43E		47E-48E	
Insurance ratings may vary depending on model line and specification. Please refer to <a href="http://www.thatcham.org/abigrouprating/">http://www.thatcham.org/abigrouprating/</a> for further details											

<sup>5</sup>Mass of the vehicle in running order with at least 90% full fuel tank, plus the mass of the driver (estimated by law at 75 kg), fuel and fluids, equipped with the standard equipment as specified by the manufacturer as well as, where applicable, the mass of the body, cab, trailer coupling and spare wheel(s) as well as tools. Optional extras, additional equipment and accessories can influence the weight, residual payload, rolling resistance, aerodynamics, etc., and therefore also affect the consumption/CO<sub>2</sub> values

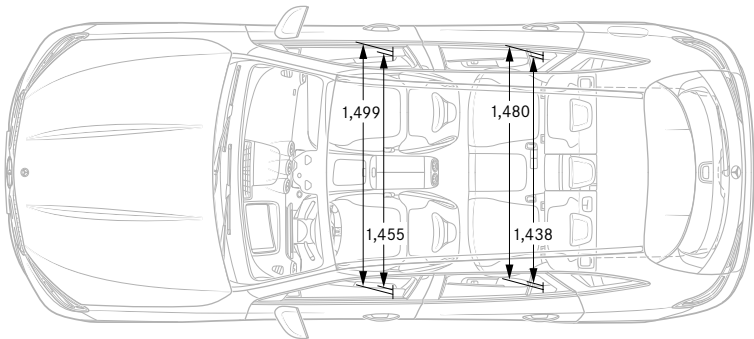
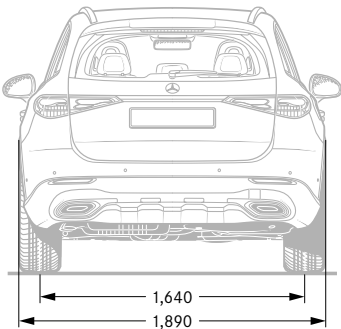
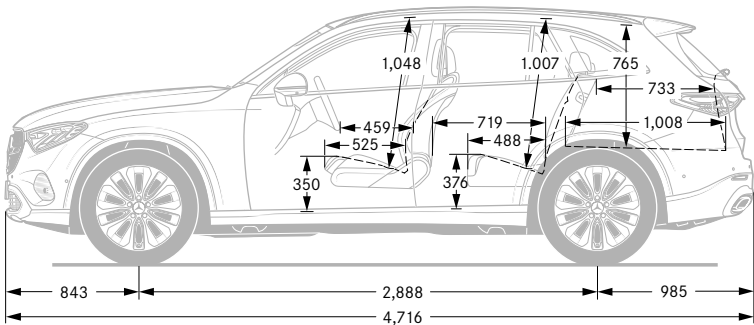
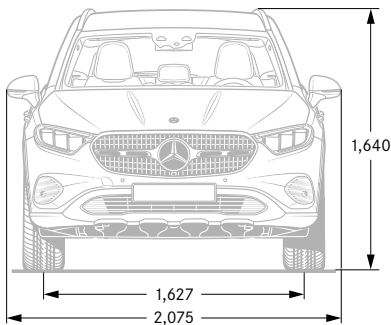
<sup>6</sup>All figures are based on a standard specification with the smallest tyre size

<sup>7</sup>The choice of wheels and transmission may affect CO<sub>2</sub> emissions and corresponding Road Fund Licence

<sup>8</sup>The indicated values were determined according to the prescribed measurement method - Worldwide Harmonised Light Vehicle Test Procedure (WLTP). Figures shown may include options which are not available in the UK



# GLC SUV



All measurements in millimetres. The dimensions shown are mean values and apply to standard-specification, unladen vehicles

Design	Technology	Plug-in Hybrid	Model lines	Upholstery	Model prices	Personalisation	Standard equipment	Genuine accessories	Technical data	Additional information
--------	------------	----------------	-------------	------------	--------------	-----------------	--------------------	---------------------	----------------	------------------------

# Technical data Coupé

● Standard    – Not available

Model	GLC 220 d 4MATIC		GLC 300 d 4MATIC		GLC 300 4MATIC	GLC 300 e 4MATIC
Engine						
Fuel delivery	Diesel		Diesel		Petrol	Petrol
Total displacement	cc	1,993	1,993		1,999	1,999
Arrangement/cylinders/valves	in-line/4/16		in-line/4/16		in-line/4/16	in-line/4/16
Power <sup>1</sup>	hp (kW) at rpm	197 (145)/3,600 – 22 (17)	269 (198)/4,200 – 22 (17)		258 (190)/5,800 – 22 (17)	204 (150)/6,100 136 (100)/2,100 –
Combustion engine						
Electric motor						
Mild hybrid drive						
Torque <sup>1</sup>	Nm at rpm	440/1,800–2,800 –	550/1,800–2,200 –		400/2,000–3,200 –	320/2,000–4,000 440
Combustion engine						
Electric motor						
Compression ratio						
Equivalent All-Electric Range (EAER) <sup>2</sup>	mi	–	–		–	81–83
Battery type (capacity)	kWh	–	–		–	Lithium-ion/31.2
Power consumption, combined <sup>2,3</sup>	kWh/100 km	–	–		–	224.0–202.0
Charging time		–	–		–	2 hrs 45 mins
Wallbox (11 kW AC) 10–100% <sup>4</sup>						
Capacity on-board charger	kW	–	–		–	11 AC
Emissions standard		EURO 6D-ISC-FCM	EURO 6D-ISC-FCM		EURO 6D-ISC-FCM	EURO 6D-ISC-FCM
Transmission						
9G-TRONIC PLUS 9-speed automatic		●	●		●	●

<sup>1</sup>Figures according to Directive 80/1269/EEC in the currently applicable version

<sup>2</sup>The indicated values were determined according to the prescribed measurement method - Worldwide Harmonised Light Vehicle Test Procedure (WLTP). Figures shown may include options which are not available in the UK. For Plug-in Hybrid Electric Vehicle (PHEV) figures determined with the battery fully charged, using a combination of both battery power and fuel. These models require mains electricity for charging

<sup>3</sup>The certified electrical consumption is generally determined at maximum AC charging capacity using a Mode 3 cable. It is therefore recommended that vehicles with a HV battery preferably be charged at a wallbox or an AC charging station with a Mode 3 cable in order to achieve shorter charging times and improved charging efficiency

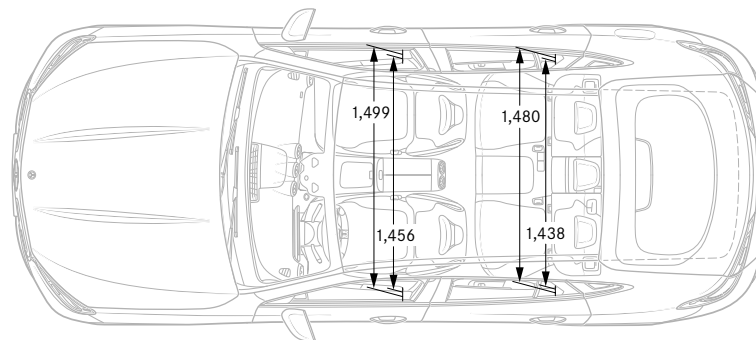
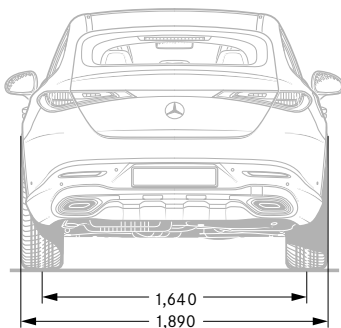
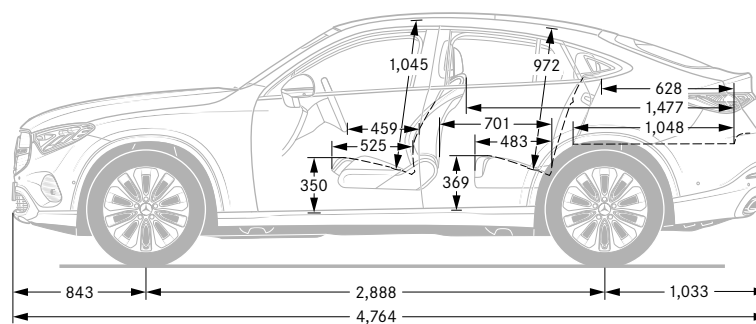
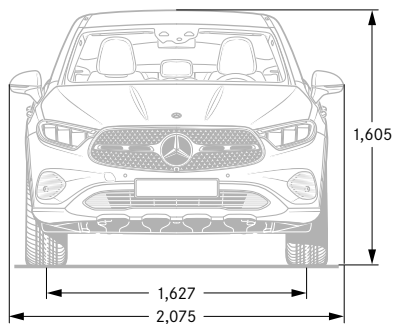
<sup>4</sup>Specified voltage and current values refer to network infrastructure and can be limited by the vehicle. Times are from 10-100% charge using a wallbox (three-phase) or standard socket (single-phase)

# Technical data Coupé

Model		GLC 220 d 4MATIC		GLC 300 d 4MATIC		GLC 300 4MATIC		GLC 300 e 4MATIC	
Performance									
Acceleration 0–62mph	sec	8.1		6.4		6.3		6.7	
Top speed (electric mode)	mph	140		155		153		137 (87)	
Weights and capacities									
Kerb weight <sup>5</sup>	kg	2,020		2,045		1,945		2,360	
Perm. Gross Vehicle Weight	kg	2,550		2,570		2,510		2,830	
Boot capacity – seats up/seats down	l	545/1,490		545/1,490		545/1,490		390/1,335	
Towing capacity – unbraked/braked	kg	750/2,500		750/2,500		750/2,400		750/2,000	
Fuel tank capacity/of which reserve	l	62/7		62/7		62/7		49/7	
Turning circle	m	11.8		11.8		11.8		11.8	
Fuel consumption <sup>6,7,8</sup>									
Combined (consumption dependent on chosen optional equipment)	l/100 km	5.4		5.8-5.7		7.6-7.5		0.6-0.5	
	mpg	52.3		48.7-49.6		37.2-37.7		470.8-565.0	
Insurance									
Group rating		tba		tba		tba		tba	
Insurance ratings may vary depending on model line and specification. Please refer to <a href="http://www.thatcham.org/abigrouprating/">http://www.thatcham.org/abigrouprating/</a> for further details									

<sup>5</sup>Mass of the vehicle in running order with at least 90% full fuel tank, plus the mass of the driver (estimated by law at 75 kg), fuel and fluids, equipped with the standard equipment as specified by the manufacturer as well as, where applicable, the mass of the body, cab, trailer coupling and spare wheel(s) as well as tools. Optional extras, additional equipment and accessories can influence the weight, residual payload, rolling resistance, aerodynamics, etc., and therefore also affect the consumption/CO<sub>2</sub> values    <sup>6</sup>All figures are based on a standard specification with the smallest tyre size    <sup>7</sup>The choice of wheels and transmission may affect CO<sub>2</sub> emissions and corresponding Road Fund Licence    <sup>8</sup>The indicated values were determined according to the prescribed measurement method - Worldwide Harmonised Light Vehicle Test Procedure (WLTP). Figures shown may include options which are not available in the UK

## GLC Coupé



All measurements in millimetres. The dimensions shown are mean values and apply to standard-specification, unladen vehicles

Design	Technology	Plug-in Hybrid	Model lines	Upholstery	Model prices	Personalisation	Standard equipment	Genuine accessories	Technical data	Additional information
--------	------------	----------------	-------------	------------	--------------	-----------------	--------------------	---------------------	----------------	------------------------



# Road Fund Licence

All road vehicle registrations are subject to Vehicle Excise Duty (Road Fund Licence), which varies in accordance with the vehicle's CO<sub>2</sub> emissions. A first year rate for each taxation band will apply. The table below shows the bands (A-M) created by the DVLA and the corresponding Road Fund Licence. CO<sub>2</sub> emissions and the relevant Excise Duty are shown on the model pricing pages.

Band	CO <sub>2</sub> emissions (g/km)	First year rate petrol and RDE2 diesel (£)	First year rate alternative fuel (£)	Electric vehicles		Alternative fuel vehicles		Petrol/diesel vehicles	
				Standard rate (£)	Premium rate (£) <sup>1</sup>	Standard rate (£)	Premium rate (£) <sup>1</sup>	Standard rate (£)	Premium rate (£) <sup>1</sup>
A	0	0.00	0.00	0.00	0.00	0.00	0.00	0.00	0.00
B	1 to 50	10.00	0.00	0.00	0.00	170.00	560.00	180.00	570.00
C	51 to 75	30.00	20.00	0.00	0.00	170.00	560.00	180.00	570.00
D	76 to 90	130.00	120.00	0.00	0.00	170.00	560.00	180.00	570.00
E	91 to 100	165.00	155.00	0.00	0.00	170.00	560.00	180.00	570.00
F	101 to 110	185.00	175.00	0.00	0.00	170.00	560.00	180.00	570.00
G	111 to 130	210.00	200.00	0.00	0.00	170.00	560.00	180.00	570.00
H	131 to 150	255.00	245.00	0.00	0.00	170.00	560.00	180.00	570.00
I	151 to 170	645.00	635.00	0.00	0.00	170.00	560.00	180.00	570.00
J	171 to 190	1,040.00	1,030.00	0.00	0.00	170.00	560.00	180.00	570.00
K	191 to 225	1,565.00	1,555.00	0.00	0.00	170.00	560.00	180.00	570.00
L	226 to 255	2,220.00	2,210.00	0.00	0.00	170.00	560.00	180.00	570.00
M	over 255	2,605.00	2,595.00	0.00	0.00	170.00	560.00	180.00	570.00

Some of the model features, optional extras and colours shown may not be available, or may only be available in a different specification, or at a different price

<sup>1</sup>Premium rate only applicable to vehicles where the list price is over £40,000 including any factory-fitted options, standard UK delivery charge and VAT



Design	Technology	Plug-in Hybrid	Model lines	Upholstery	Model prices	Personalisation	Standard equipment	Genuine accessories	Technical data	Additional information
--------	------------	----------------	-------------	------------	--------------	-----------------	--------------------	---------------------	----------------	------------------------

# Services and insurance

## Mercedes-Benz ServiceCare

We believe that servicing costs should be as flexible and affordable as possible for your GLC, which is why we offer ServiceCare, an easy way to budget for all your servicing costs. It spreads your bills into manageable payments based on whether you have a new or used Mercedes-Benz.

With ServiceCare we guarantee the price of parts and labour for up to four services and safeguard against any further inflation. It also covers the cost of all recommended service items including brake fluid, spark plugs, air filters, fuel filters and screen wash.

You can choose either to add your servicing costs into your monthly spend or pay the full amount in a one-off payment, giving you peace of mind that they are taken care of for the period of the plan.

[➤ Click here for more information](#)

## Warranty and breakdown cover

Every Mercedes-Benz comes with a three-year unlimited mileage warranty against manufacturing or material defects<sup>1</sup> and up to 30 years warranty against perforation due to corrosion from the inside out.<sup>2</sup> What's more, it's also covered by Mercedes-Benz Roadside Assistance – a unique package comprising up to 30 years pan-European breakdown assistance.<sup>2</sup>

## Motor Insurance

We know that once you have chosen your Mercedes-Benz you can't wait to drive it – that's why we created First Cover<sup>3</sup>. It gives you 7 days' free comprehensive Motor Insurance when you buy a new or used vehicle from a Mercedes-Benz Agent. We will also send you a quote for annual cover, so you can enjoy the same peace of mind all year round.

[➤ Apply for First Cover](#)



<sup>1</sup>Applies to vehicles sold by Mercedes-Benz in the UK to its franchised Mercedes-Benz Agent apply. We are an independent intermediary dealing with selected insurers in respect of annual insurance

<sup>2</sup>Subject to full Terms and Conditions, dependent on date of registration, available upon request

<sup>3</sup>Terms and Conditions

Design	Technology	Plug-in Hybrid	Model lines	Upholstery	Model prices	Personalisation	Standard equipment	Genuine accessories	Technical data	Additional information
--------	------------	----------------	-------------	------------	--------------	-----------------	--------------------	---------------------	----------------	------------------------



Effective from July 2023 Production. Information correct at time of publication 24.04.2023.

Prices and specifications are subject to change without prior notice.

MBXC254PL/0423 MY804

