

MERCURY GRAND MARQUIS 1999






Optional LS leather seating surfaces shown.

Appointments you'll enjoy keeping.

To make driving extra comfortable, the tilt steering wheel adjusts quickly and effortlessly to your ideal driving position.




An exterior keypad allows you to lock and unlock doors by entering your own personal code (standard on LS, available on GS). Or use the Remote Keyless Entry system's key fob that not only locks and unlocks doors, but turns on interior lights and opens the trunk from a distance. It even includes a panic button.



A 6-disc CD changer is available for your Grand Marquis LS. Now you can enjoy rich, clear sound, wherever you go.



Power lumbar support makes sure your ride is comfortable. Driver's side lumbar support comes standard on LS. Passenger's side is available with LS Premium Package. What's more, Grand Marquis comes with an 8-way power driver's seat with power recliner which is operated through controls conveniently located at your side.



For the ultimate in comfort, equip your Grand Marquis LS with available soft, supple leather seating surfaces. It'll take your car to the next level of comfort.



FUNCTIONAL FEATURES	GS	LS
Second Generation seat air bags*	STD	STD
100,000-mile scheduled tune-up intervals**	STD	STD
Brake/shift interlock	STD	STD
Stainless steel extended-life exhaust system	STD	STD
Luxury sound insulation	STD	STD
Solar tint glass	STD	STD
Steak-mounted control on steering column for turn signals, headlamp high beam, flash-to-pass, windshield wiper/washer	STD	STD
Anti-lock Brake System (ABS)	OPT	OPT/PKG
All-Speed Traction Control (requires ABS)	OPT	OPT/PKG
Handling Package	OPT	OPT
Engine block heater	OPT	OPT
Rear air springs with load leveling suspension	OPT	OPT
EXTERIOR FEATURES	GS	LS
5-mpg impact bumpers front/rear	STD	STD
Complex reflector headlights with crystalline lenses and parking lamps	STD	STD
Dual power outside fold-away mirrors	STD	STD
Conning lenses	STD	STD
Narrow body-side molding with bright insert	STD	STD
Wide body-side molding with bright insert	STD	STD
Upper body-side paint stripes	OPT	STD
Keyless exterior keypad (included with Remote Keyless Entry)	OPT	STD
AUDIO SYSTEMS	GS	LS
AM/FM stereo/cassette	STD	STD
Concealed radio antenna	STD	STD
Premium AM/FM stereo/cassette/Premium Sound with Radio Data System (RDS)	OPT/PKG	OPT/PKG
AM/FM stereo with single-disc CD player	OPT	OPT
6-disc radio-controlled CD changer	OPT	OPT

INSTRUMENTATION	GS	LS
Boosted analog instrumentation with speedometer, fuel gauge, temperature gauge, voltmeter, oil pressure gauge, odometer and trip odometer	STD	STD
Warning lights for low fuel, check engine, fail-safe cooling, emissions system, air bag readiness alert, safety belts, parking brake, ABS and Traction Control (if equipped)	STD	STD
8-way driver passenger seat with power recliner and power lumbar	STD	STD
Reminder chimes for headlamps-on, key-in-ignition, and safety belts	STD	STD
Digital instrumentation with built-in message center	OPT/PKG	OPT/PKG
INTERIOR COMFORT AND CONVENIENCE FEATURES	GS	LS
CFC-free air conditioner	STD	STD
Height adjustable front outboard shoulder safety belts	STD	STD
Tilt steering wheel	STD	STD
Universal garage door opener	STD	STD
Rear door childproof safety locks	STD	STD
Power windows with driver's side express-down	STD	STD
Autolamp on/off delay lighting system	STD	STD
Automatic parking brake release	STD	STD
Door map pockets	STD	STD
Passenger seat mirror	STD	STD
Luggage compartment, glove box, dual instrument panel courtesy and dome lights	STD	STD
Rear window defogger	STD	STD
Rear seat heat ducts	STD	STD
Internal windshield wipers with fluidic washer system	STD	STD
Rear window defogger	STD	STD
Rear seat heat ducts	STD	STD
Finger-tip speed control with tap-up/tap-down feature	STD	STD
Illuminated entry system	STD	STD
Power lock group (includes power door locks and decklid release)	STD	STD
Front and rear carpeted floor mats	STD	STD

INTERIOR COMFORT AND CONVENIENCE FEATURES (CONTINUED)	GS	LS
Rear seat center fold-down armrest	STD	STD
Two comfort cloth seats with driver power recliner, 8-way power driver's seat	STD	STD
Luxury twin comfort cloth seats with driver power recliner, driver power lumbar support, and 8-way power driver's seat	STD	STD
8-way driver passenger seat with power recliner and power lumbar	OPT/PKG	OPT/PKG
Remote Keyless Entry system with two remote hand held key fobs and driver side exterior keypad	OPT	STD
Luxury Light Group includes dual illuminated door mirrors, rear view mirror, lane and dual beam map/dome lights	OPT	STD
Leather seating surfaces, leather-wrapped steering wheel	OPT/PKG	OPT/PKG
Electronic automatic temperature control	OPT/PKG	OPT/PKG
Electronic automatic transmission (4) in-ride rearview mirror with compass	OPT/PKG	OPT/PKG
WHEELS AND TIRES	GS	LS
16" teardrop alloy wheels	STD	STD
16" lacy-spoke cast aluminum wheels with P225/60R16 black sidewall "Handling" tires (included and only available with Handling Package)	OPT/PKG	OPT/PKG
Conventional size spare steel wheel and tire	OPT	OPT
PRODUCT CHANGES	GS	LS
Towing packages of this brochure, certain changes in standard equipment, options, prices and the list of product delays may have occurred which would not be included in these pages. Your Mercury dealer is your best source for up-to-date information.		
Lexus Mercury reserves the right to change product specifications at any time without incurring obligations.		

ENGINE	SUSPENSION
Type: SOHC V8	Front—Independent SLA with dive control geometry springs, gas pressurized shocks, bushings and stabilizer bar
Displacement: 4.6 liters	Rear—Solid axle with 4-bar link and Watt's linkage, rubber-isolated springs, gas-pressurized shocks and stabilizer bar
Horsepower (SAE net): 200 @ 4250 rpm (215 @ 4500 rpm with Handling Package)	
Torque (lbs. ft., SAE net): 275 @ 3000 rpm (285 @ 3000 rpm with Handling Package)	
Fuel delivery	STEERING
Sequential multiport electronic fuel injection	Power speed sensitive, variable-assist pre-lubricated low-friction steering linkage
Compression ratio: 10.1	
Engine control: EECV Electronic Engine Control	
Capacities	Dimensions
Fuel tank: 18.0 gal.	Headroom (front/rear): 38.4"/38.1"
Oil weight (GS/LS): 3.9/3.2 gal.	Legroom (front/rear): 42.2"/38.4"
	Shoulder room (front/rear): 60.2"/60.3"
	Hiproom (front/rear): 58.0"/59.0"
	Cargo volume: 20.6 cu. ft.
	Wheelbase: 114.7"
	Overall length: 211.9"
	Track (front/rear): 63.4"/65.3"
	Overall height/width: 56.8"/78.2"

LS PREMIUM PACKAGE	LS ULTIMATE PACKAGE
Teardrop alloy wheels	Includes all of the Premium Package equipment plus the following:
Leather-wrapped steering wheel	Electronic automatic temperature control
Electronic automatic temperature control	8-way power passenger seat with power recliner and power lumbar support
8-way power passenger seat with power recliner and power lumbar support	Electronic auto-dimming inside rearview mirror with compass
Electronic auto-dimming inside rearview mirror with compass	
HANDLING PACKAGE	
16" lacy-spoke cast aluminum wheels with P225/60R16 black sidewall "Handling" tires	
Dual exhaust with 215-hp engine string	
Rear air suspension with unique springs	
Unique tuned suspension (shocks, spring rates, stabilizer bars)	



Here's the kind of power you're looking for. Grand Marquis comes equipped with a smooth, quiet V-8 engine. And it's the only vehicle in its class with a standard V-8!

What makes this car such a joy to drive? It's due in large part to the PrecisionTrac™ suspension system. With the Watt's linkage rear suspension, you'll find the ride and handling very impressive indeed.

Speed-sensitive power steering helps you maneuver — especially in tight spaces.

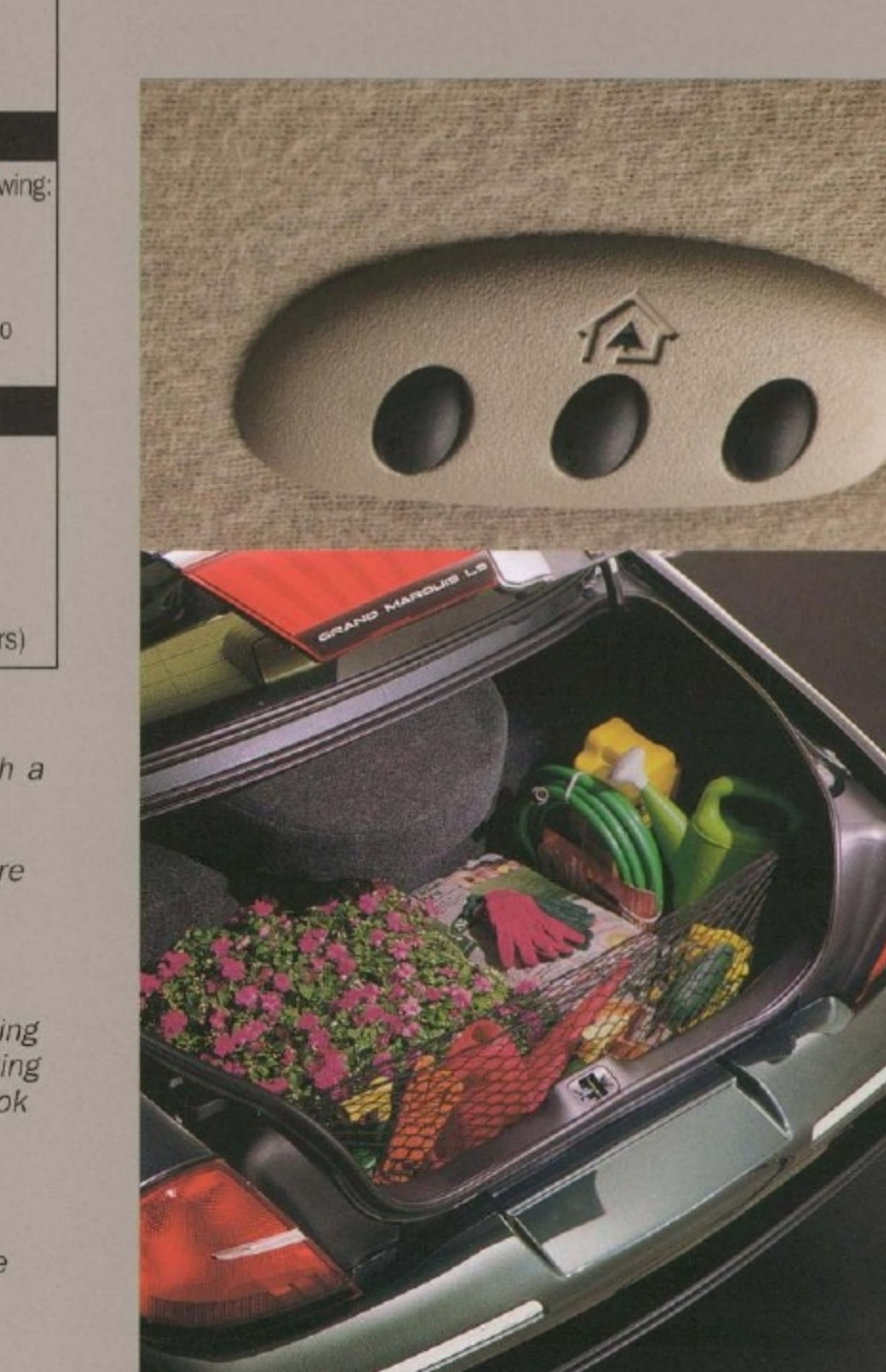
Available Traction Control (requires ABS) helps you maintain directional stability and steering control through rain and snow at all speeds by detecting and controlling wheel spin.

Optional ABS provides straighter stops and greater steering control during emergency stopping on most slippery road surfaces.

Among comparable basic large cars tested, Grand Marquis is the only large car with a double five star crash test rating — the government's highest possible rating!

For LS models, an available universal programmable garage door opener located on the visor can control up to three garage doors or turn on house lights with additional equipment.

A dealer installed cargo net helps keep your trunk organized and prevents groceries and packages from sliding around.



*Driver and passenger front crash test. Government data only useful in comparing vehicles within 500 lbs.



INTERIOR COLORS: Light Graphite, Deep Slate Blue, Oxford White/Light Resin/Black, Medium Parchment

For more information on Mercury vehicles via the internet, visit: www.mercuryvehicles.com

The Mercury Cycling Team is hitting the streets and will be participating in races from coast to coast. Look for this pro cycling team in your area.

Mercury CommitmentSM

Imagine a comprehensive program
dedicated to your complete satisfaction.

ROADSIDE ASSISTANCE

MERCURY VEHICLE LIMITED WARRANTY

MERCURY CUSTOMER ASSISTANCE CENTER


SPECIAL DELIVERY PROCESS

OWNER DELIVERY PROCESS

WHAT IS THE MERCURY COMMITMENT?

It is the extra comforts of ownership,
exemplified in a comprehensive benefits
package. It is the assurance that meeting your
driving needs will always be our
ultimate objective.

Ask your dealer for complete details and a copy
of the limited warranty

Imagine yourself in a Mercury 

LITHO IN USA (500K) 8-98 P-6818 Buckle up — together we can save lives.



50%
TOTAL RECOVERED FIBER
10% POST CONSUMER FIBER

