




1965 *Mercury*



FULL DETAILS OF THE NEW MERCURY AND MERCURY COMET



Mercury

...now in the Lincoln Continental tradition

For 1965, Mercury assumes a new posture in the medium-price field . . . one inspired by the Lincoln Continental heritage for elegance, interior appointments and road-handling characteristics.

The '65 Mercury is an entirely different automobile. An impressive full-width grille, long sleek profile and a handsome rear deck are the more obvious advancements. This classic, beautifully proportioned car has many others. It's longer and lower with a full 123" wheelbase and a new

suspension system for improved ride and comfort. Interiors are luxurious—ranging from crinkle vinyl and rich brocaded cloth to plush leather and vinyl combinations. Total model line-up:

15 in three series—Park Lane, Montclair and Monterey—and the Colony Park and

Commuter station wagons. Every Mercury embodies the Lincoln Continental tradition for quality, craftsmanship and engineering. And the '65 Mercury has been recognized as so suitable

for all settings, that a number of famous resorts have selected Mercury as their courtesy

car for special guests. On the following pages, you'll see many of these resorts.

You'll also see a new kind and class of Mercury.



EVERYTHING ABOUT THE 1965 MERCURY REFLECTS THE INSPIRATION OF THE LINCOLN CONTINENTAL




ELEGANT APPEARANCE—The '65 Mercury is beautifully proportioned, classic in line—a car to be admired and envied. A single glance will tell you this is a totally new kind of Mercury. The clean-cut textured grille, gracefully flowing side panels and jewel-like chrome trim blend in perfect harmony to set it apart from the crowd. There are four roof designs to choose from: slimly tapered four-door hardtops, fastback two-door hardtops, limousine-styled conventional sedans and Mercury's exclusive Breezeway Design roof with its retractable rear window. The two convertible models feature a thin-roof hardtop look, a real-glass rear window and an anti-ballooning, perfect-fit top. And when it comes to station wagon glamour, '65 Mercury wagons are in a class by themselves.

LUXURIOUS COMFORT—Your every comfort was a prime concern in designing the '65 Mercury. The wheelbase has been increased to a full 123" and the over-all length has been upped to 218.4" for a more luxurious ride. Trunk capacity is greater than ever, too. With all these comfort gains, the total weight has been reduced for greater economy and performance. Other features sure to find favor with you: a reduced floor tunnel for greater foot and leg room; wider wheel tread, both front and rear, for a more solid, more substantial ride; plus an all-new four torque-box perimeter frame, Cushion Link front suspension, and coil springs at all four wheels which level all roads to turnpike smoothness. And Mercury offers two advanced fresh-air ventilation systems—exclusive Breezeway Design ventilation, and the new Flow-Through ventilation on four-door hardtops.

UNUSUAL CONVENIENCES—It's the total of many little things that add up to the extra enjoyment you'll find in a '65 Mercury. Some of the new items to look for: a reversible key with no upside-down, a suspended "floating" accelerator pedal and keyless door locking. Station wagon owners will find added convenience with the new Channel-Aire system that helps keep the rear window clean. Among the many improved options are power steering, power brakes and the deluxe air conditioner. All told, a total of 24 new or improved options and accessories are available to help you customize your car to match your own individual needs and desires. And don't forget Mercury's reduced maintenance features that cut required service time and expense to a minimum. These are only a few of the things that enhance Mercury's long-standing reputation for fine-car value.

COMMANDING PERFORMANCE—Mercury engines have taken more than their share of honors in performance events against all competition. That's a matter of record. In 1965, all Mercury power plants are ready to extend Mercury's envied reputation as a great road car. One of the reasons is reduced weight that enhances performance and steps-up economy. You'll also get quicker starts and greater passing acceleration. And, due to improved brake drum cooling—better braking. For fully proven power, reliability and durability, there's no better way to travel than in a '65 Mercury.

CHOOSE YOUR 1965 MERCURY FROM THE 15 MODELS ILLUSTRATED ON THE FOLLOWING PAGES





PARK LANE FOUR-DOOR HARDTOP

Mercury: chosen by Del Monte Lodge (shown here), Pebble Beach, California, as their courtesy car for special guests.

PARK LANE

Mercury's most elegant series is presented as the luxury leader of the medium-price class. Here you find the fullest expression of Mercury's dedication to the Lincoln Continental tradition of outstanding luxury, comfort, convenience and classic style. Four models are offered: four-door Breezeway sedan, two- and four-door hardtops and a convertible. All are distinguished by special Park Lane trim and identification. Interiors are notable for good taste and refinement—with 23 elegant upholstery combinations available—even including optional pleated leather and vinyl bench seats in either palomino or burgundy hues. No detail is too small to complement this picture of luxury. Even door panels feature a patterned decorative design insert, rich moldings and a distinctive Park Lane crest. From any view, Park Lane is sure to be just as much an eye-catcher in your driveway as at a distinguished resort.



PARK LANE TWO-DOOR HARDTOP



PARK LANE CONVERTIBLE



PARK LANE
FOUR-DOOR BREEZEWAY SEDAN

Mercury: chosen by The Cloister (shown in these three illustrations), Sea Island, Georgia, as their courtesy car for special guests.

PARK LANE STANDARD EQUIPMENT INCLUDES: Marauder Super 390 V-8 (300 hp) • 3-speed all-synchronized manual transmission • cut-pile nylon carpeting • trip odometer and lighted Mercury head emblem in instrument cluster • vacuum-operated automatic parking brake release with optional automatic transmission • courtesy light group • interval selector windshield wipers • custom-grip door handles • red and white lower door courtesy lights • color-keyed padded instrument panel • electric clock • heater-defroster • full wheel covers • special body trim • curb moldings • deluxe steering wheel • turn signals • crank-operated vent windows • "floating" accelerator pedal • paddle-type door release handles • front safety seat belts.

POPULAR OPTIONS AND ACCESSORIES INCLUDE: Choice of two Marauder V-8 engines (with 330 and 425 hp ratings) • Multi-Drive Merc-O-Matic transmission • 4-speed manual transmission • power steering • power brakes • deluxe air conditioner • tinted glass • 6-way power-operated front seat • power windows • remote control side view mirror • choice of three wheel cover styles including simulated wire wheel covers • tilt steering wheel • AM-FM radio • vinyl-covered roof • speed-actuated automatic rear door locks • Park Lane sports package available only with convertible and two-door hardtop (includes: bucket seats and full-front console with tachometer, console-mounted shift lever, elapsed time clock in place of conventional clock and a choice of either Multi-Drive Merc-O-Matic or 4-speed manual transmission).

See page 18 for listing of additional options.




Crinkle all-vinyl bucket seats are available for convertible and two-door hardtops in white, blue, red, black or palomino.



Crinkle all-vinyl bench seats are available for all models in white, blue, red or turquoise. Ivy gold or black available for convertible and hardtop. Palomino for the convertible only.



Moselle fabric and crinkle vinyl seats are available for sedan and hardtop models in blue, red, turquoise or palomino. Ivy gold and black available for four-door sedan only.



MONTCLAIR FOUR-DOOR BREEZEWAY SEDAN

Mercury: chosen by Lake Placid Club (shown here), Lake Placid, New York, as their courtesy car for special guests.

MONTCLAIR


The Mercury Montclair series proudly takes its position in the popular middle segment of the medium-price class. In the Lincoln Continental tradition, it is smart in style, big in comfort and performance, with a full measure of interior luxury. Three models are available: two-door hardtop, four-door hardtop and a four-door sedan with exclusive Breezeway Design. With the Breezeway roof, there's a power-operated rear window that gives you full-range control of the interior air flow. Since the rear window is protected from the weather, it requires less cleaning to remove ice and frost. If your styling choice runs toward a four-door hardtop (pictured on page 10), you'll enjoy another unique ventilation system—Flow-Through. This system allows a stream of fresh air to flow through the car, expelling smoke and stale air through a rear outlet. Another important thing to remember about the Montclair, as in all Mercurys, is the superb ride. It's due to an entirely new rigidized body construction and four torque-box perimeter frame plus a new suspension system with four coil springs. We call it a compliance-tuned chassis. You'll call it sheer comfort.



MONTCLAIR STANDARD EQUIPMENT INCLUDES: Marauder 390 V-8 (250 hp with standard 3-speed all-synchronized manual transmission, 266 hp with optional Multi-Drive Merc-O-Matic) • paddle-type door release handles • full-length body side molding • deep-loop nylon and rayon carpeting • Biscuit design Lamay fabric and vinyl or all-vinyl upholstery • interval selector windshield wipers • electric clock • deluxe wheel covers • heater-defroster • bright drip-rail moldings • curb moldings • deluxe steering wheel • turn signals • crank-operated vent windows • "floating" accelerator pedal • front safety seat belts.

POPULAR OPTIONS AND ACCESSORIES INCLUDE: Choice of three Marauder V-8 engines (with 300, 330 and 425 hp ratings) • Multi-Drive Merc-O-Matic transmission • 4-speed manual transmission • power steering • power brakes • deluxe air conditioner • 6-way power-operated front seat • power windows • remote control side view mirror • choice of three wheel cover styles including simulated wire wheel covers • AM-FM radio • tilt steering wheel • tinted glass • speed-actuated automatic rear door locks • trip odometer.

See page 18 for listing of additional options.



Montclair Biscuit design all-vinyl upholstery is available in white, blue, red, black and palomino.




Lamay fabric and vinyl upholstery is available in blue, red, black, turquoise, ivy gold or palomino.



MONTEREY

The Mercury Monterey series brings you six ways to indulge your taste for exceptional space and luxury without straining the budget. Any Monterey body style is an ideal "move-up-to" car with real big-car comfort and beauty. Mercury Monterey advantages are many: clean uncluttered styling, a long (123") wheel-base for superior ride, more interior space, larger trunk and the look and liveness of a car that is going places. Step inside and you'll discover a rich-looking interior in either attractive Seville fabric and vinyl or all-vinyl upholstery. Convertible lovers take note: the Monterey convertible, like the Park Lane convertible, features a rakishly inclined rear window and a top that won't balloon when you are on the move. Result? A sleek racy appearance, top up or down. The rear window is tempered glass that folds down neatly without unzipping and resists the scratches that mar conventional plastic windows. Monterey—available in six body styles: two- and four-door hardtops, two- and four-door sedans, four-door Breezeway sedan and convertible.




MONTEREY TWO-DOOR SEDAN (above)

MONTEREY FOUR-DOOR SEDAN

MONTEREY STANDARD EQUIPMENT INCLUDES: Marauder 390 V-8 (250 hp) • 3-speed all-synchronized manual transmission • bright-finish windshield and rear window moldings • curb moldings • turn signals • vinyl headlining • crank-operated vent windows • color-keyed trim panels and deep-loop carpet • "floating" accelerator pedal • keyless door locking • heater-defroster • front safety seat belts.

POPULAR OPTIONS AND ACCESSORIES INCLUDE: Choice of three Marauder V-8 engines (with 300, 330 and 425 hp ratings) • Multi-Drive Merc-O-Matic transmission • 4-speed manual transmission • power steering • power brakes • shell-design bucket seats for convertible and two-door hardtop models • deluxe air conditioner • 6-way power-operated front seat • power windows • remote control side view mirror • choice of four wheel cover styles including simulated wire wheel covers • AM-FM radio • tilt steering wheel • speed-actuated automatic rear door locks • interval selector windshield wipers • white sidewall tires, other special trim decor as shown on Monterey models.

See page 18 for listing of additional options.




MONTEREY
FOUR-DOOR BREEZEWAY SEDAN


Mercury: chosen by Broadwater Beach Hotel (shown in both illustrations), Biloxi, Mississippi, as their courtesy car for special guests.



Shell-design bucket seats are available in white, blue or palomino. (Optional for convertible and two-door hardtop models.)



All-vinyl upholstery in white, blue, red, black or palomino is standard for the convertible. (Optional for hardtops and four-door sedans.)



Seville fabric and crinkle vinyl is standard for all sedans and hardtops in blue, red, black or turquoise. Palomino available in four-door sedans and all hardtops.




Besides a full measure of load space (see diagram), Mercury wagons feature the new Channel-Aire system that scoops in air and directs it across the rear window. Helps keep snow and dust away from the window.



COLONY PARK FOUR-DOOR STATION WAGON

STATION WAGONS

America's most handsome station wagon—Mercury—is better looking than ever in '65. The Colony Park is Mercury's finest example of how beauty can be built into a wagon. Its outside decor is mahogany-toned paneling blended into a smoothly sculptured side. While inside, Colony Park upholstery has the luxury look of a Montclair. The Commuter is also a styling standout with its commanding profile and tasteful chrome trim. The interior decor is the same high standard of quality you'd expect to find in a Mercury. Both Colony Park and Commuter offer you the added convenience of four-door design, an optional fold-down third seat and a power-operated rear window. And, Channel-Aire, a new Mercury station wagon feature, helps keep the rear window cleaner. Loading space is plentiful: 91.3 cubic feet with a load length of 117.6". And a counterbalanced tailgate opens wide (54.3") for easy stowing of cargo. For taking trips or toting tykes, it's tough to top a Mercury station wagon.



COMMUTER FOUR-DOOR STATION WAGON


Mercury chosen by Squaw Valley (shown here) Tahoe City, California, as their courtesy car for special guests.

COLONY PARK STANDARD EQUIPMENT INCLUDES: Marauder 390 V-8 (250 hp with standard 3-speed all-synchronized manual transmission, 266 hp with optional Multi-Drive Merc-O-Matic) • simulated wood-grain side paneling and framing • Montclair-quality seat upholstery • deluxe wheel covers • electric clock • power-operated rear window • deep-loop carpeting • Channel-Aire system • interval selector windshield wipers • fold-down second seat • counterbalanced tailgate • heater-defroster • front safety seat belts.


COMMUTER STANDARD EQUIPMENT INCLUDES: Marauder 390 V-8 (250 hp) • 3-speed all-synchronized manual transmission • fold-down second seat • power-operated rear window • Channel-Aire system • deep-loop carpeting • curb moldings • counterbalanced tailgate • heater-defroster • front safety seat belts.

POPULAR MERCURY STATION WAGON OPTIONS AND ACCESSORIES INCLUDE: Choice of either Marauder Super 390 (300 hp) or Marauder Interceptor 390 (330 hp) V-8's • Multi-Drive Merc-O-Matic transmission • full power equipment • deluxe air conditioner • tinted glass • remote control side view mirror • AM-FM radio • tilt steering wheel • luggage carrier • third-seat heater • trailer towing package.

See page 18 for listing of additional options.



Colony Park all-vinyl interiors are available in blue, red, turquoise, ivy gold and palomino. Cloth and vinyl, palomino only.



Mercury Comet

the world's 100,000-mile durability champion

... strong new, sleek new, all new edition of the world's 100,000-mile durability champion! Last year a team of specially equipped Comets each went 100,000 miles at Daytona in 40 days and nights of continuous driving. This year Comet stands out again! Comet engines are bigger and more powerful! Comet for 1965 has a fresh, clean, classic look ... a wider, longer, lower look accented by tasteful trim! New on the inside, too, with luxurious interiors. Consider the personal choices Comet offers: Caliente, 404 and 202 series plus the exciting Cyclone. Sedans, hardtops, station wagons, convertible—11 models in all! On the following pages, you can see each one of the exciting Comets for 1965.

Mercury options and accessories

Check this extensive list of extra-enjoyment options and accessories*. Each of them can add significantly to your driving pleasure.

NEW CONVENIENCES FOR '65 Interval Selector Windshield Wipers†—an electro-pneumatic system that gives the driver intermittent operation when rain or snow is light. Speed-Actuated Rear Door Locks—rear doors are locked automatically when the car reaches a speed of eight mph. Provides maximum safety for children and peace of mind for parents. AM-FM Radio—incorporates a unique slide-bar switch for AM-FM band selection. Has five flip-over push buttons that can be set to either band. Tilt Steering Wheel—adjustable to seven different positions for maximum driving comfort, makes for easier entrances and exits. Adjustable Dome Reading Lamp—a new lamp for interior reading. Can be rotated 360°. Trip Odometer**—keeps track of your mileage on trips. Power Vent Windows—offer a master dual switch for the driver and a single switch for the passenger. Safety/Convenience Group—includes seat belt warning light, door ajar warning light, low fuel warning light and emergency flasher which blinks all turn signals, both front and rear, simultaneously for emergency use (available only when power door locks are ordered). Reclining Bucket Seat with Headrest—lets passenger relax in easy, care-free style during long trips. Automatic Headlamp Dimmer—


*Availability determined by model or equipment. †Standard on Park Lane, Montclair and Colony Park. ‡Standard on Park Lane, optional for all sedans and hardtops.

PEAK PERFORMANCE WITH IMPROVED MARAUDER ENGINES	ENGINES		CAR SERIES					TRANSMISSIONS		
		Adv hp @ rpm	Park Lane	Montclair	Monterey	Colony Park	Commuter	3-Speed Manual	4-Speed Manual*	Multi-Drive Merc-O-Matic*
	300 V-8	250 @ 4400	N.A.	Standard	Standard	Standard	Standard	•	•	•
	300 V-8	266 @ 4400	N.A.	Standard‡	N.A.	Standard‡	N.A.	N.A.	N.A.	•
	Super 300 V-8†	300 @ 4600	Standard	Optional	Optional	Optional	Optional	•	•	•
	Interceptor 300 V-8*	330 @ 5000	Optional	Optional	Optional	Optional	Optional	•	•	•
	Super 427 V-8*	425 @ 6000	Optional	Optional	Optional	N.A.	N.A.	N.A.	•	N.A.


*Optional at extra cost. †Optional at extra cost for all models except Park Lane. ‡Standard in Montclair and Colony Park with Multi-Drive Merc-O-Matic.

4 speed manual transmission not available with station wagons. Park Lane with optional Sports Package includes either 4-speed manual or Merc-O-Matic transmission at no extra cost. N.A.—Not available.

**Standard on Park Lane.



COMET CALIENTE TWO-DOOR HARDTOP



COMET CALIENTE FOUR-DOOR SEDAN



COMET CALIENTE TWO-DOOR HARTOP (above)

COMET CALIENTE CONVERTIBLE

Comet Caliente Series

For winning performance, action-poised beauty and fine-car luxury . . . the Comet Caliente series! You'll applaud the arrow-crisp lines of the beautiful Caliente styling . . . the luxury of handsome Caliente interiors! You can choose either a four-door sedan, two-door hardtop or convertible. And for thrilling, road-eager performance, you can choose from three engines—all the way up to an optional 4-barrel Comet Cyclone Super 289 V-8!

CALIENTE STANDARD EQUIPMENT INCLUDES: Comet Cyclone 289 (200 hp) V-8 or Comet 200 (120 hp) "6" • 3-speed manual transmission • walnut-toned insets in instrument panel and doors • deep-loop carpeting • bright upper door frames and wheel cut-out moldings • unique metal trim on lower sides and rear panel • door-mounted courtesy lights • power-operated top on Caliente convertible • heater-defroster • front safety seat belts.

POPULAR OPTIONS AND ACCESSORIES INCLUDE: 4-speed manual transmission • Multi-Drive Merc-O-Matic transmission • 4-barrel Cyclone Super 289 (225 hp) V-8 • AM-FM radio • interval selector windshield wipers • air conditioner • power steering • power brakes • seat belt retractors • tachometer • electric clock • emergency flasher • back-up lights • simulated wire wheel covers • remote-control side view mirror.


See page 30 for listing of additional options.



Caliente bucket seats are fashioned of biscuit-patterned, soft and supple vinyl . . . available at extra cost (including console) in black, blue, ivy gold, palomino, red, turquoise or white with color-keyed appointments.



Caliente standard all-vinyl bench seat interior is available in black, blue, ivy gold, palomino, red or turquoise.



The Caliente standard interior for sedan and hardtop models combines glove-soft vinyl and Mystique fabric in black, blue, ivy gold, palomino, red or turquoise.



COMET 404 TWO-DOOR SEDAN



COMET 404 FOUR-DOOR SEDAN


Comet 404 Series

All-new styling, rich interiors and advanced performance engines make the price of the mid-series Comet 404 sedans particularly pleasing. With its hardtop-like roof line and choice of luxurious interiors, you'll agree that a Comet 404 sedan—either two-door or four-door—has the elegance of much more expensive sedans.


COMET 404 STANDARD EQUIPMENT INCLUDES: Comet Cyclone 289 (200 hp) V-8 or Comet 200 (120 hp) "6" • 3-speed manual transmission • deep-loop color-keyed carpeting • deluxe steering wheel with bright horn bar • bright trim on fully instrumented dash panel • full-length body side moldings and bright side window frames • chrome and black front-fender trim pieces • heater-defroster • front safety seat belts.

POPULAR OPTIONS AND ACCESSORIES INCLUDE: 4-speed manual transmission • Multi-Drive Merc-O-Matic transmission • 4-barrel Cyclone Super 289 (225 hp) V-8 • AM-FM radio • interval selector windshield wipers • air conditioner • power steering • power brakes • seat belt retractors • tachometer • electric clock • emergency flasher • back-up lights • simulated wire wheel covers • remote-control side view mirror.

See page 30 for listing of additional options.



Comet 404 all-vinyl bucket-seat interior is available at extra cost in two-door sedan models. Interior is completely harmonized in a palomino color scheme.



Comet 404 all-vinyl bench seats are beautifully fashioned in black, blue or red.



Comet 404 cloth & vinyl interior features Tivoli cloth—an all-nylon and nylon-rayon yarn specially treated with a soil-resistant conditioner. Colors are black, blue, turquoise, palomino or red.




COMET 202 FOUR-DOOR SEDAN

COMET 202 TWO-DOOR SEDAN

Comet 202 Series Most economical Comet series! These two-door and four-door sedans are fully packed with value features plus proven "take-me-anywhere" durability! In city congestions or wide-open spaces, a Comet 202 is your low-cost ticket to first-class motoring.

COMET 202 STANDARD EQUIPMENT INCLUDES: Comet Cyclone 289 (200 hp) V-8 or Comet 200 (120 hp) "6" • 3-speed manual transmission • deluxe 16" steering wheel with bright horn bar • cigar lighter • dual visors • dome light • rear seat ashtray • rear door armrests • bright roof-edge moldings • rear window frame and roof pillar trim • three-color series insignia on rear fenders • front fender ornaments • heater-defroster • front safety seat belts.

POPULAR OPTIONS AND ACCESSORIES INCLUDE: 4-speed manual transmission • Multi-Drive Merc-O-Matic • 4-barrel Cyclone Super 289 (225 hp) V-8 • AM-FM radio • interval selector windshield wipers • air conditioner • power steering • power brakes • seat belt retractors • tachometer • electric clock • emergency flasher • back-up lights • simulated wire wheel covers • remote-control side view mirror.
See page 30 for listing of additional options.



Comet 202 upholstery is the new Milieu pleat fabric and vinyl which adds a flair of the finest to this most economical Comet. A special treatment helps make the fabric soil-resistant. Colors are black, blue, palomino, red or turquoise.



Comet Cyclone

Whirlwind heir to Comet's high-performance spirit of Daytona . . . the Comet Cyclone two-door hardtop is an enthusiast's dream car in every detail—from 4-barrel Cyclone Super 289 V-8 . . . console-separated bucket seats . . . distinctive grille . . . to chrome-plated wheel covers with bright lug nuts. Customize it even more with optional four-on-the-floor or Multi-Drive Merc-O-Matic, black or white vinyl-covered roof, and performance handling package which offers more responsive steering, modified shocks, higher-rate coil springs.

COMET CYCLONE STANDARD EQUIPMENT INCLUDES: Cyclone Super 289 (225 hp) V-8 • tachometer • 3-speed manual transmission • engine dress-up kit (bright rocker arm covers, air cleaner cover, oil filler cap, dip stick and radiator cap) • bright-finish wheel cut-out moldings • roof-edge moldings • lower back and side trim • checkered flag insignia on rear fender • Cyclone nameplate • heater-defroster • front safety seat belts.

POPULAR OPTIONS AND ACCESSORIES INCLUDE: 4-speed manual transmission • Multi-Drive Merc-O-Matic • vinyl-covered roof • performance handling package (includes high-performance steering gear, modified front and rear suspension, increased diameter sway bar) • AM-FM radio • interval selector windshield wipers • air conditioner • power steering • power brakes • seat belt retractors • electric clock • emergency flasher • back-up lights • simulated wire wheel covers • remote-control side view mirror.

COMET CYCLONE TWO-DOOR HARDTOP



Cyclone comes with padded instrument panel, walnut-tone 3-spoke steering wheel and deep-loop carpeting. An optional "Rally-Pac" gauge cluster of vacuum gauge and elapsed time clock can be added to the standard tachometer.



The Cyclone interior features bucket seats and console as standard equipment. Pleated upholstery is made of crinkle-grain vinyl. Interior color choices are black, palomino, red or white with color-keyed appointments.



COMET 404 STATION WAGON

COMET 202 STATION WAGON (above)

COMET VILLAGER STATION WAGON

Comet Station Wagons


Away you go to pick out a vacation spot or to pick up friends in any of Comet's beautifully practical four-door station wagons. All the Comet comfort you could ask for plus a cargo area of 77.9 cu. ft. (with second seat folded flush). And Comet offers a long list of wagon accessories—such as the luggage carriers shown—to add to your adventuring.

COMET STATION WAGON SERIES STANDARD EQUIPMENT INCLUDES: *Comet Villager*—a standout with rich mahogany-colored side panels, power-operated rear window. *Comet 404 Wagon*—along with the Villager, offers color-keyed deep-loop nylon and rayon carpeting, all-vinyl or vinyl and Tivoli cloth interior, plus other fine features of the Comet 404 sedans. *Comet 202 Wagon*—includes color-keyed vinyl-coated textured rubber floor cover, all-vinyl upholstery, plus the extra-value features of the Comet 202 sedans. Heater-defroster and front safety seat belts are standard on all Comet wagons.


POPULAR OPTIONS AND ACCESSORIES INCLUDE: Multi-Drive Merc-O-Matic • 4-barrel Cyclone Super 289 (225 hp) V-8 • adjustable luggage carrier • AM-FM radio • interval selector windshield wipers • air conditioner • power steering • power brakes • seat belt retractors • tachometer • electric clock • emergency flasher • back-up lights • simulated wire wheel covers • remote-control side view mirror.



Comet Villager all-vinyl interiors are available in a choice of either black, blue, palomino, red or turquoise. (Also available in cloth and vinyl, palomino only.)



Comet station wagon interior dimensions.



Comet options and accessories

It's easy to make your 1965 Comet everything you've ever wanted in a car by customizing it with options and accessories* for your added motoring pleasure.

NEW CONVENIENCES FOR '65 Power Transfer Axle—On snow, sand, mud or any slippery surface, the power is transferred to the wheel that can make the best use of it. Rally-Pac for Cyclone—includes vacuum gauge and elapsed time clock, must equipment for a rally enthusiast. Emergency Flasher—includes instrument panel control which blinks all turn signals, both front and rear, simultaneously for emergency use. Interval Selector Windshield Wipers—give the driver a wide range of wiping speeds to match inclement weather conditions. Constant high-speed action can be maintained for heavy rain or snow. Adjustable Dome Reading Lamp—an interior reading lamp that can be rotated 360°. Tachometer†—gives engine speed in revolutions per minute, especially recommended for 3-speed and 4-speed manual transmissions. Adjustable Lug-

gage Carrier for station wagon roof—easily adjusted to fit all o your carrying needs.

PLUS Power steering. Power brakes. Air conditioner. AM-FM radio. Push-button AM radio. Electric clock. Back-up lights. Simulated wire wheel covers. Heavy-duty battery. Remote control deck lid release. Retractable safety seat belts. White side wall tires. Deluxe wheel covers†. Bucket seats with console†. Bucket seats. Courtesy light group. Power booster fan. Padder instrument panel**. Padded visors††. Performance handling package†. Station wagon power rear window (standard with Villager). Tinted glass. Tinted windshield. Vinyl-covered roof. Safety rear door locks. Rear seat speaker. Studio sonic rear seat speaker. Ski rack. Combination spotlight and mirror. Trailer towing package. Windshield washer. And many others

*Availability determined by model and equipment. †Standard with Comet Cyclone. **Standard with Comet Cyclone and Caliente. ††Standard with Caliente convertible. ‡Available only with Comet Cyclone

SET YOUR OWN PACE WITH COMET POWER TEAMS	ENGINES	COMET 200 "6"	COMET CYCLONE 289 V-8	COMET CYCLONE Super 289 V-8*
	Adv. hp @ rpm	120 @ 4400	200 @ 4400	225 @ 4800
	Displacement	200 cu. in.	289 cu. in.	289 cu. in.
	Adv. torque, lb.-ft. @ rpm	190 @ 2400	282 @ 2400	305 @ 3200
	Bore & stroke (in.)	3.68 x 3.13	4.00 x 2.87	4.00 x 2.87
	Carburetor	1-bbl.	2-bbl.	4-bbl.
	Compression ratio	9.2:1	9.3:1	10.0:1
	Fuel	Regular	Regular	Premium
	Exhaust	Single	Single	Single
	Valve lifters	Hydraulic	Hydraulic	Hydraulic
TRANSMISSIONS				
	3-speed manual	•	•	•
	4-speed manual	N.A.	•	•
	Multi-Drive Merc-O-Matic	•	•	•

*Standard in Comet Cyclone. N.A.—Not available.

MERCURY SPECIFICATIONS

DIMENSIONS (four-door sedan)		Tread—front	62.0"
Wheelbase	123.0"	—rear	62.0"
Length, over-all	218.4"	Curb weight (lbs.)	4000
Width, over-all	79.6"	Luggage capacity (cu. ft.)	18.6
Height, over-all	56.0"	Fuel tank capacity (gals.)	21
		Tire size	8.15 x 15

COLORS

EXTERIORS—The '65 Mercury offers 17 solid colors and 26 optional at extra cost, two-tone combinations.

Solid colors: Onyx, Polar White, Pearl Gray, Tiffany Blue, Blue Ice, Midnight Blue, Aquamarine, Silver Turquoise, Ocean Turquoise, Ivy Gold, Olive Mist, Fawn, Sandrift, Pecan Frost, Yellow Mist, Carnival Red and Burgundy.

INTERIORS		Cloth and Vinyl					All-Vinyl							
		Black	Blue	Ivy Gold	Palomino	Red	Turquoise	Black	Blue	Ivy Gold	Palomino	Red	Turquoise	White
MONTEREY**	Sedans	•	•	•	•	†	•	•	•	•	•	•	•	•
	Hardtops	•	•	•	•	•	•	•	•	•	•	•	•	•
	Convertible	•	•	•	•	•	•	•	•	•	•	•	•	•
MONTCLAIR	Sedan	•	•	•	•	•	•	•	•	•	•	•	•	•
	Hardtops	•	•	•	•	•	•	•	•	•	•	•	•	•
PARK LANE††	Sedan	•	•	•	•	•	•	•	•	•	•	•	•	•
	Hardtops	•	•	•	•	•	•	•	•	•	•	•	•	•
	Convertible	•	•	•	•	•	•	•	•	•	•	•	•	•
STATION WAGONS	Commuter	•	•	•	•	•	•	•	•	•	•	•	•	•
	Colony Park	•	•	•	•	•	•	•	•	•	•	•	•	•

†Not available on Monterey two-door sedan. *Optional at extra cost for Monterey hardtops and four-door sedans.

**Monterey all-vinyl bucket seats, optional at extra cost, are available for convertible and two-door hardtop in white, blue and palomino.

††Extra-cost option for the Park Lane are leather bench seats in burgundy or palomino. Optional Park Lane Sports Package bucket seats available in white, blue, red, black and palomino for convertible and two-door hardtop. Reclining all-vinyl passenger bucket seat available only with the optional Park Lane Sports Package in white, black and palomino.

COMET SPECIFICATIONS

DIMENSIONS (6-cyl. four-door sedan)		Tread—front	55"
Wheelbase	114"	—rear	56"
Length, over-all	195.3"	Curb weight (lbs.)	2764
Width, over-all	72.9"	Luggage capacity (cu. ft.)	13.5
Height, over-all	55.1"	Fuel tank capacity (gals.)	20
		Tire size	6.95 x 14

COLORS

EXTERIORS—The 1965 Comet is available in your choice of 15 solid colors and 27 two-tone combinations (optional at extra cost).

Solid colors: Onyx, Polar White, Carnival Red, Blue Ice, Midnight Blue, Pearl Gray, Silver Turquoise, Burgundy, Yellow Mist, Aquamarine, Ivy Gold, Sandrift, Pecan Frost, Ocean Turquoise, and Olive Mist.

INTERIORS		Cloth and Vinyl						All-Vinyl						
		Black	Blue	Ivy Gold	Palomino	Red	Turquoise	Black	Blue	Ivy Gold	Palomino	Red	Turquoise	White
202 SERIES	2-dr. Sedan	•	•	•	•	•								
	4-dr. Sedan	•	•	•	•	•								
	4-dr. Station Wagon							•	•		•	•		
404 SERIES	2-dr. Sedan	•	•	•	•	•		•	•		•	*	•	
	4-dr. Sedan	•	•	•	•	•		•	•		•			
	4-dr. Station Wagon							•	•		•	•	•	
	4-dr. Villager Station Wagon				•						•	•	•	•
CALIENTE**	2-dr. Hardtop	•	•	•	•	•	•	•	•	•	•	•	•	•
	4-dr. Sedan	•	•	•	•	•	•	•	•	•	•	•	•	•
	Convertible							•	•	•	•	•	•	•
CYCLONE	2-dr. Hardtop†							•		•	•	•	•	

*Optional extra-cost bucket seats available in palomino all vinyl only. †Available only with bucket seats.

**Optional extra-cost bucket seats available in all-vinyl colors for two-door hardtop and convertible.

Specifications shown herein were in effect at the time this book was approved for printing. Lincoln-Mercury Division, Ford Motor Company, reserves the right, however, to change specifications or designs at any time without notice and without incurring any obligation. White sidewall tires, accessories, other equipment not standard, optional at extra cost.



Mercury

Inspect and drive the excitingly new 1965 Mercury and Mercury Comet at your local Mercury dealer soon!

1965 MERCURY AND MERCURY COMET • PRODUCTS OF  MOTOR COMPANY • LINCOLN-MERCURY DIVISION