

MERCURY

METEOR '62

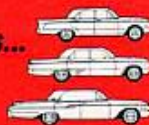




# 1962 MERCURYS



best-looking buys...  
now in each size



THE COMPACT MERCURY COMET

THE NEW STANDARD-SIZE MERCURY METEOR

THE BIG, LUXURIOUS MERCURY MONTEREY

LINCOLN-MERCURY DIVISION

*Ford Motor Company,*

3000 SCHAEFER ROAD  
DEARBORN, MICHIGAN

GENERAL MARKETING MANAGER

NOW . . . NO MATTER WHAT SIZE YOU WANT IN  
A CAR . . . THINK OF YOUR MERCURY DEALER!

Because for 1962, your Mercury dealer offers a full line of cars in three sizes — three price ranges to match every car buyer's needs: the compact **Mercury Comet** . . . the new standard-size **Mercury Meteor** . . . **Mercury Monterey**, the biggest, most luxurious Mercury.

Yes, 1962 is the year of big change at your Mercury dealer's . . . of exciting change for you as a potential new-car owner. What's more, in compact, new standard- or big-car sizes, you will find all the traditional Mercury values . . . more car for your money, more roominess and comfort, more quality, luxury and performance . . . all these extra values that have made the Mercury name stand for better cars over the years.

So no matter what size suits you best, no matter what your price range might be — the 1962 Mercury line-up offers you the best-looking buys . . . now in each size!

*D. R. Learned*  
D. R. Learned



BIG CAR



COMPACT CAR

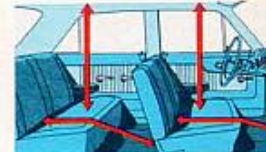
A new approach to quality car design. Reduces weight. Gives you the best features of both compacts and big cars. Priced like compacts . . . actually below several.

If ever a car was right for its time the all-new 1962 Mercury Meteor is that car. Born because of the need for a new-size automobile to fill the gap between big cars and compacts, the Meteor is totally new in dimension and concept . . . except for traditional Mercury quality. With the arrival of the Meteor a new standard size is introduced to American motorists. Through a new unitized body design, Mercury engineers and designers have kept Meteor's weight under 3,000 pounds making for outstanding economy. And, yet, Meteor has spacious 6-passenger comfort and big-car ride with Cushion-Link suspension. Add the fact that you get compact-car maneuverability with Meteor's shorter length and 116.5-inch wheelbase. You'll see that everything about the new Meteor has been designed and engineered to merge and blend the best features of compact and big car alike.

HANDLES LIKE A COMPACT . . . ROOMY AS A BIG CAR



Turning radius just 19 1/4 ft. Wheelbase: 116.5 in. Length: 203.6 in. Turns, parks like compacts, yet on the inside it . . .



equals the room in most big cars. A six-passenger car without qualification. 31.5-cubic-foot trunk holds 15 suitcases.

PRICED LIKE A COMPACT . . . LUXURIES OF A BIG CAR



Low initial price like compacts. Quality construction at a new low price . . . actually below several compacts, still it has a long list of quality items and . . .



de luxe appointments and instruments, even an ammeter and oil pressure gauge. Optional power steering, power brakes, and automatic transmission.

SAVES LIKE A COMPACT . . . PERFORMS LIKE A BIG CAR



Two new engines to choose from with light, precision-cast design. Either Mercury Meteor "6" or 221 V-8 produces penny-pinching mileage along with . . .



frisky performance level due to beautiful balance between power and weight (less than 3,000 lbs.) which means brilliant performance for hills, passing.

. . . PLUS ALL THESE OTHER QUALITY FEATURES





More ride advances than any car at any price. Every Meteor carries Cushion-Link suspension and a new unitized body (torque-box design) that checks road vibration before it can reach the passenger compartment. What's the result? Makes for the kind of smooth, solid, hush-quiet ride you'll marvel at.



Needs routine service only twice a year at 6,000- to 30,000-mile intervals. Meteor has all the latest money savers: 6,000-mile intervals between oil changes and minor lube, factory-installed anti-rust, anti-freeze coolant that lasts 30,000 miles or two years, self-adjusting brakes, and many more for you to enjoy.



MERCURY METEOR CUSTOM SERIES




The beautiful balance between big cars and compacts



# MERCURY METEOR '62



## MERCURY METEOR CUSTOM SERIES



Mercury Meteor Custom 4-door sedan shown in Carnival Red.

Feast your eyes on the new Meteor Custom 4-door sedan. This quality-built, family-sized beauty has all the advantages of Meteor's new standard-size design, plus many exciting extra values. Examine those crisp, clean lines. Step through one of the four wide doors—you'll be delighted how easy it is to enter a Meteor. As soon as you settle back in the new Meteor's higher, more comfortable seats, you'll begin to appreciate how this new approach to automotive design is built to your specifications. Now, switch on the ignition key and step lightly on the accelerator. Notice the peppy response! That's due to new engineering in Meteor's specially designed precision-cast engines, Mercury Meteor "6" or Mercury Meteor 221-cubic-inch V-8 (use regular gas for both). Experience that ultra-smooth Meteor ride. Then pick out a tight curbside spot and park. It's a snap. Meteor is an ideal size, about one foot longer than compacts, about one foot shorter than big cars. Finally, check your gas level. Although you've ridden in big-car comfort and convenience, you've done it on economy-car gas mileage! And that's balance . . . the beautiful balance between big cars and compacts.

Notice the careful attention to detail in this luxurious Meteor Custom 4-door sedan shown in White Crush Vinyl and Red Crush Vinyl. Mercury Meteor Custom interiors come in handsome, rich and durable combinations of cloth and vinyl, or all-vinyl upholstery, optional at no extra cost.





MERCURY METEOR CUSTOM SERIES



The beautiful balance between

COMPACT HANDLING  
and  
BIG-CAR ROOMINESS





## MERCURY METEOR CUSTOM SERIES



Mercury Meteor Custom 2-door sedan in Sultana White.

Mercury Meteor's new standard size lends itself to flashing good looks—that's for sure. To wit: this Custom 2-door sedan. There's more, however, to Meteor's "just right" proportions than mere eye-pleasing design. Note how Meteor is not too big, not too short—built perfectly to ease through the toughest midtown traffic in compact-car style. Sensible new size (length: 203.8 inches, wheelbase 116.5) makes handling a breeze. Drive the Meteor once. And when you do, take the whole family along. They'll note, too, how full-size roominess and compact handling ease are combined in this new dimension in driving. There's room for six (adults, that is), with big-car head and leg room, the kind that makes long trips shorter. Yes, take one turn in the new Mercury Meteor. You are bound to want another trip in this beautiful balance between big cars and compacts.

Smartly stylish Mercury Meteor Custom 2-door sedan interior shown in long-lasting Light Beige Metallic Crush Vinyl and Medium Beige Lexington Cloth. Meteor Custom models feature twisted loop carpeting.





BIG-CAR QUALITY FEATURES-YET PRICED LIKE A COMPACT

With all its unique economy of operation and low first cost, you'll find a host of quality-car features in the '62 Meteor that you would expect only in a much higher-priced car. What's more—many are extra values not to be found on other cars in Meteor's class. Just look at the partial list below.



Self-lubricating front ball joints

- Full six-passenger roominess
- Utilized construction
- Exclusive Cushion-Link ride
- Self-adjusting brakes
- Ammeter and oil pressure gauges
- 30,000-mile major chassis components lubricant
- 30,000-mile or two-year radiator coolant
- 30,000-mile fuel filter element
- 6,000-mile oil change and filter interval
- Self-cleaning 18mm. spark plugs
- Galvanized steel major underbody structure and rocker panels
- Automatic choke for easy starts



Rubber-mounted rear springs

- Double-panel door construction
- Factory-installed seat belt anchors
- Extra-large glove compartment
- Extra sound-proofing throughout
- Self-centering door locks
- Extra-wide door design
- Rubber-mounted rear springs

METEOR BOASTS OUTSTANDING LIST OF OPTIONAL EQUIPMENT

A long list of personal driving equipment will let you tailor your new Mercury Meteor to your own driving needs and desires. Choose from the following listing:



Mercury Meteor power brakes

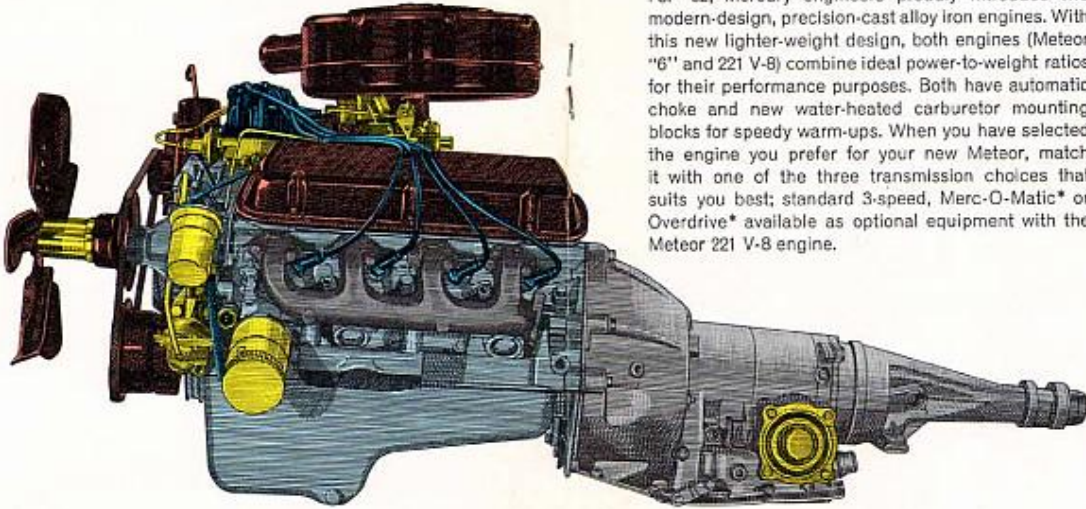
- Power Brakes
- Power Steering
- Tinted Glass, All Around
- Tinted Windshield
- Padded Sun Visors
- Heavy-Duty Battery
- Heavy-Duty Generator
- Padded Instrument Panel
- Electric Windshield Wipers—2-speed
- Windshield Washer
- Push-Button Radio
- Rear Seat Speaker
- Back-Up Lights
- Narrow-Band White Sidewall Tires
- Two-Tone Paint



Mercury Meteor power steering

- Air Conditioning
- Seat Belts
- Glove Box Light
- Sideview Mirror
- Inside Non-Glare Mirror
- Spoilight
- Front and Rear Floor Mats
- Wheel Covers
- 7.00 x 14 Tires


NEW PRECISION, NEW PERFORMANCE IN METEOR POWER TEAMS



MERCURY METEOR 221 V-8

For '62, Mercury engineers proudly introduce two modern-design, precision-cast alloy iron engines. With this new lighter-weight design, both engines (Meteor "6" and 221 V-8) combine ideal power-to-weight ratios for their performance purposes. Both have automatic choke and new water-heated carburetor mounting blocks for speedy warm-ups. When you have selected the engine you prefer for your new Meteor, match it with one of the three transmission choices that suits you best: standard 3-speed, Merc-O-Matic\* or Overdrive\* available as optional equipment with the Meteor 221 V-8 engine.

MERCURY METEOR "6"



MERCURY METEOR'S GREAT 221 V-8 has been designed specifically for the Mercury Meteor's sensible new size. An engineering triumph, this short-stroke, high-efficiency power plant gives the optimum blend of performance smoothness. What's more, the new Mercury Meteor 221 V-8 gives you that extra "go" on regular gas.

MERCURY METEOR "6"—High performance with saving ways. It takes advanced engineering to combine frisky performance with genuine fuel economy . . . precisely what Mercury engineers have come up with in the pace-setting Mercury Meteor "6". And you get this business-like economy, big-car performance on regular fuel.

'62 METEOR FINE-CAR FABRICS AND COLORS

New Mercury Meteor fabrics and colors. For your Meteor's exterior color, choose from the wide range of 14 solids and 36 two-tones. (Optional-at-extra-cost two-tone roof and body colors may be reversed in first 17 combinations listed below.) Colors are long-lasting Super-Enamel. A wide assortment of tasteful, color-keyed fabric and vinyl combinations awaits your decision.



Light Beige Metallic Crush Vinyl and Medium Beige Lexington Cloth



Black Westport Stripes and Red Crush Vinyl



METEOR SEDAN FABRICS ■ Light Blue Metallic Crush Vinyl and Medium Blue Westport Stripes ■ Light Beige Metallic Crush Vinyl and Medium Beige Westport Stripes ■ Red Crush Vinyl and Black Westport Stripes ■ Light Turquoise Metallic Crush Vinyl and Medium Turquoise Westport Stripes

METEOR CUSTOM FABRICS Combinations are offered in the following colors: Light Blue Metallic Crush Vinyl and Medium Blue Lexington Cloth ■ Light Beige Metallic Crush Vinyl and Medium Beige Lexington Cloth ■ Red Crush Vinyl and Black Lexington Cloth ■ Light Turquoise Metallic Crush Vinyl and Medium Turquoise Lexington Cloth ■ White Crush Vinyl and Red Crush Vinyl ■ White Crush Vinyl and Black Crush Vinyl



EXTERIOR SOLID COLORS ■ Presidential Black ■ Sultana White ■ Carnival Red ■ Sheffield Gray Metallic ■ Sea Blue ■ Pacific Blue Metallic ■ Light Aqua ■ Ocean Turquoise\* ■ Jamaica Yellow ■ Scotch Green\* ■ Desert Frost\* ■ Champagne ■ Black Cherry\* ■ Blue Satin\*



EXTERIOR TWO-TONE COLORS Sultana White and Presidential Black ■ Sheffield Gray Metallic and Sultana White ■ Carnival Red and Sultana White ■ Sea Blue and Sultana White ■ Pacific Blue Metallic and Sultana White ■ Pacific Blue Metallic and Sea Blue ■ Light Aqua and Sultana White ■ Blue Satin\* and Sultana White ■ Blue Satin\* and Sea Blue ■ Light Aqua and Ocean Turquoise\* ■ Ocean Turquoise\* and Sultana White ■ Scotch Green\* and Sultana White ■ Desert Frost\* and Sultana White ■ Jamaica Yellow and Sultana White ■ Champagne and Desert Frost\* ■ Champagne and Sultana White ■ Black Cherry\* and Sultana White ■ Presidential Black and Sheffield Gray Metallic ■ Jamaica Yellow and Presidential Black

\*Also Mercury Meteor Metallic Colors

SPECIFICATIONS

BODY AND SUSPENSION

**Utilized Body Construction:** Integral utilized body construction with rust-resistant galvanized underbody members; five cross-member reinforcements. Floor panel isolated from front torque boxes. Sound-protected with fiber glass and other high-quality insulation. **Front Suspension:** Sweep-back ball-joint design with anti-dive control. Helical-coil springs. Double-acting hydraulic shock absorbers with rebound cut off, mounted inside coil springs. Link-type, rubber-mounted front torsion-bar stabilizer. Special Cushion-Link mounting at front lower suspension arm anchor. **Rear Suspension:** Alloy-steel, semi-elliptic leaf springs with Cushion-Link rear spring front mounting bracket, Hotchkiss drive. Diagonally mounted, hydraulic, tele-

scopic shock absorbers. **Steering:** Recirculating ball-and-nut type steering gear. Ratio-manual: 27.6 to 1. Ratio-power: 25.0 to 1. **Parking Brake:** Independent mechanical; operating on the rear wheels. Brake application and release controlled by handle located beneath the instrument panel, to left of steering wheel.

ENGINES

**Mercury Meteor "6":** Economical in-line 6-cylinder engine. Free-turning overhead valves. Horsepower—101. Displacement: 170 cubic inches; compression ratio: 8.7 to 1; recommended fuel: regular grade. **Mercury Meteor 221 V-8:** Overhead valve V-8. Horsepower—145. Displacement: 221 cubic inches; compression ratio: 8.7 to 1; recommended fuel: regular grade.

**Engine Lubrication:** Full-pressure lubrication system, 6,000-mile oil and filter change cycle. Rotary-type oil pump with non-floating screened inlet. Oil capacity: Meteor "6"—4.5 quarts (including filter). Meteor 221 V-8—5 quarts (including filter). **Engine Cooling:** Pressure-vented, down-flow cooling system. Radiator capacity Mercury Meteor "6"—11 without heater; 8.5 quarts; capacity with heater: 9.5 quarts. Radiator capacity Mercury Meteor 221 V-8 without heater: 13.5 quarts; capacity with heater: 14.5 quarts. Anti-freeze anti-rust coolant lasts 30,000 miles or 2 years. **Fuel System:** Mercury Meteor "6" single-barrel, downdraft type. Mercury Meteor 221 V-8: 2-bbl., downdraft type. Both engines have automatic choke control, mechanically-driven, diaphragm-type fuel pump, 16-gallon fuel tank capacity and self-cleaning fuel tank filter. Dry-type air cleaner

with replaceable element. **Electrical:** 12-volt system, 54-plate battery. Full-vacuum spark control. Positive-engagement starter, 18-mm, anti-fouling, self-cleaning spark plugs with extended electrode.

TRANSMISSION AND REAR AXLE

**Merc-O-Matic Transmission:** 5-position selector lever. Selector positions: P(Park), R(Reverse), N(Neutral), D(Drive), L(Low). Torque converter with automatic planetary gear train.

**Meteor 3-Speed Manual Transmission:** Selective gear-type with 3 forward speeds, one reverse, synchronized 2nd and 3rd gears. Shift inhibitor prevents shifting into reverse or low gears until clutch pedal is completely down. Gear ratios: With Meteor "6" engine;

First gear, 3.29 to 1; Second gear, 1.83 to 1; Third gear, 1.00 to 1—With Meteor 221 V-8 engine; First gear, 2.78 to 1; Second gear 1.61 to 1; Third gear, 1.00 to 1.

**Rear Axles:** 3.50 to 1 with standard transmission and Mercury Meteor "6" engine (4.46 to 1 reverse); 3.25 to 1 with standard transmission and Meteor 221 V-8 engine (3.38 to 1 reverse). 3.25 to 1 with Merc-O-Matic transmission and Meteor "6" engine (1.50 to 1 reverse); 3.00 to 1 with Merc-O-Matic and 221 V-8 engine (1.50 to 1 reverse); 3.50 to 1 with 221 V-8 and Overdrive\* (3.38 to 1 reverse).

METEOR SEDANS

Wheelbase.....	116.5"
Tread (front).....	57.0"

Tread (rear).....	56.0"
Overall height.....	55.8"
Overall length.....	203.8"
Overall width.....	71.3"

**Brakes:** 4-wheel hydraulic, self-energizing, self-adjusting. Total brake lining area: 164.8 square inches. Brake drum diameter: 10 inches; labyrinth double-seal integral cooling ribs. **Vacuum-Powered Brakes\*** available.

**Wheels and Tires:** Stamped steel with safety-type rims and ventilating slots, 14-inch diameter with 5-inch rim. Tyrex cord tubeless tires: 6.50 x 14, standard; 7.00 x 14, optional. White sidewall tires optional at extra cost.

\*Optional at extra cost



MERCURY METEOR SERIES



The beautiful balance between

COMPACT ECONOMY  
and  
BIG-CAR PERFORMANCE






## MERCURY METEOR SERIES



Mercury Meteor 4-door sedan in Light Aqua.

Whichever engine you choose, the economical Mercury Meteor "6" or frisky 221 V-8, both produce top "go" power for their performance purposes . . . **at economy-car mileage.** Both have a beautiful balance between power and weight. And they thrive on regular gas . . . deliver the kind of budget-saving thrift formerly associated with compacts alone. But Meteor's thrifty virtues don't stop there. Built-in economy makes Meteor as easy on the pocketbook as it is on the eyes. Consider Meteor's low maintenance, self-servicing features that start saving for you from the first mile on. Among them: major chassis components pre-lubricated for 30,000 miles or two years, and Meteor brakes self-adjusting to last the life of the linings. Routine service is required but twice yearly—at 6,000- to 30,000-mile intervals. Penny-pinching economy plus plenty of performance (all at a low initial price like compacts). That's why Meteor is the beautiful balance between compact-car economy and big-car performance.

Mercury Meteor 4-door sedan interior shown in Light Turquoise Metallic Crush Vinyl and Medium Turquoise Westport Stripe. Headlinings in every Mercury Meteor are handsome white vinyl.





MERCURY METEOR SERIES



The beautiful balance between

COMPACT PRICE  
and  
BIG-CAR LUXURY






## MERCURY METEOR SERIES



Mercury Meteor 2-door sedan in Presidential Black.

Here's a car that comes loaded with extras and quality. And they're all included in Meteor's low initial price. Take this lowest-priced Meteor, the 2-door sedan. Like all Meteor models, it's priced low like compacts—and actually lower than several. Nevertheless, the Meteor specializes in fully appointed luxury, careful Mercury quality craftsmanship. Inside, there's a full range of standard quality-car items. To name a few: front and rear armrests and ash trays, door-operated dome light, dual sun visors, bright horn ring, cigarette lighter and even ammeter and oil pressure gauges. There are luxury and comfort options galore, unavailable on many compacts. You can wrap yourself in big-car convenience with power brakes, power steering, and tinted windshield. And there's more, much more. To see them all, take a long look at the new Mercury Meteor. It's such a pleasure.

Mercury Meteor 2-door sedan interior shown in Red Crush Vinyl and Black Westport Stripe.





# MERCURY METEOR '62



**1962 MERCURYS**



*best-looking buys...now in each size*



THE COMPACT MERCURY COMET

THE NEW STANDARD-SIZE MERCURY METEOR

THE BIG, LUXURIOUS MERCURY MONTEREY

Specifications shown herein were in effect at the time this book was approved for printing. Lincoln-Mercury Division of Ford Motor Company, Dearborn, Michigan, reserves the right, however, to discontinue or change at any time, specifications, designs, or prices without notice and without incurring any obligation. White sidewall tires, accessories and any other equipment that is not standard equipment are optional at extra cost. The warranties referred to herein are applicable only to products sold in the U.S.A. and in certain neighboring areas.