



SUBARU

SUBARU **XV**







## EVERYTHING YOU DO IS NOW FUN TO DO.

Featuring a combination of stylish urban design and rugged good looks, and new levels of capability to get excited about, the SUBARU XV is the inspiration to live the life you want. Whether it's a night out on the town or a spur-of-the-moment weekend getaway, the SUBARU XV helps you do all the things you love, in style and in comfort. Every day can and should be, a joyful adventure.







## CITY STYLE, COUNTRY CAPABLE.

The SUBARU XV is always up for a challenge. The SUBARU XV instills confidence behind the wheel with its high driving position and excellent visibility, while conquering rough roads with Symmetrical All-Wheel Drive and its high ground clearance. Now, with the addition of the newly evolved X-MODE, it's more fun to drive than ever before and adds a whole new range of possible destinations for all your weekend journeys, and gets you there with peace of mind.



### X-MODE ENGAGED.

Enjoy the SUBARU XV's true driving potential with the newly evolved X-MODE. Select [SNOW/DIRT] mode for slippery surfaces covered with snow, dirt, or gravel, or [D.SNOW/MUD] mode for especially treacherous roads on which tyres can become stuck, such as deep snow, mud, or dry dirt.\*<sup>1</sup> X-MODE utilises the high torque and quick response of the drive motor for improved ability to get out if stuck, further enhancing driving performance and sense of security. Plus, Hill Descent Control helps maintain a controlled and constant speed even on slippery downhills, adding even more peace of mind to your drive.\*<sup>2</sup>



### SI-DRIVE\*<sup>3</sup>

Based on your driving style, Subaru Intelligent Drive (SI-DRIVE) can adjust engine response to give you immediate power and agility when you crave it in nearly any scenario.



### Sport Mode

This highly responsive mode is well suited for all-round conditions with its immediate acceleration. On winding roads, e-Active Shift Control\*<sup>4</sup> provides sportier driving by automatically down-shifting as necessary to maintain high engine speed, which also provides powerful acceleration when exiting the corner onto a straightaway.

### Intelligent Mode

Offering gentle power delivery, this mode is ideal for cruising around town on local streets, covering long distances, or achieving high fuel efficiency. It also provides flexible control in the rain or on snowy roads.

\*<sup>1</sup> 2-mode X-MODE only available in premium grades.

\*<sup>2</sup> Driver is always responsible for safe and attentive driving. Effectiveness of Hill Descent Control depends on many factors such as vehicle maintenance, weather, tyre, and road conditions.

\*<sup>3</sup> Optional.

\*<sup>4</sup> Available only on SUBARU e-BOXER vehicles.



# LOAD IT WITH ADVENTURE,

FILL IT WITH MEMORIES.

Shine your skis, polish your surfboards, and oil your bikes, because you'll be needing them. The SUBARU XV features outstanding cargo capacity so you can bring all your life's accessories along. The SUBARU XV is ready when you are, to support you on all your urban and weekend outings.



## SMART CARGO SOLUTIONS

The SUBARU XV adds more utility to your enjoyable drive. The wide, almost square luggage compartment opening is much larger, allowing even easier luggage loading and unloading. Inside, there's even more space between the wheel housings. When you need more space, use the easy-to-use roof rails\*1\*2 to carry larger items.

\*1 Optional.

\*2 Requires purchase of an attachment to load cargo on the roof rails.





# YOUR JOURNEY

BEGINS INSIDE.

When you open the doors of the SUBARU XV, you'll immediately notice its refined and sporty styling. More spacious and polished than ever before, the contoured seats provide a comfortable and enjoyable experience for you and all your passengers, even on those long rides.

**01. POWER-SLIDING, TILT-ADJUSTABLE GLASS SUNROOF\*1**

The SUBARU XV comes with a sunroof to allow light in the cabin for a pleasant and comfortable ride for all.

**02. FRONT SEAT STITCHING**

The ultra-comfortable contoured front seats come with exciting orange stitching\*2 that adds to the SUBARU XV's fun factor.

**03. REAR SEAT CENTRE ARMREST\*1**

The interior of the SUBARU XV offers comfort for all passengers, with cup holders in the rear seat centre armrest.

\*1 Optional.  
\*2 2.0i-S EyeSight (e-BOXER) with navy seats features blue stitching.







## KEEP IN TOUCH.

The SUBARU XV is equipped with a completely redesigned next-generation infotainment system that keeps you connected wherever you go. An available 8-inch\*1 touchscreen head unit display provides intuitive access to navigation\*1 and listening content, while a redesigned multifunction display informs drivers on key vehicle stats. Connectivity between the head unit display, meter display\*2, and multifunction display helps improve convenience, safety, and enjoyment. In touch and in control—that's how you'll always feel inside the SUBARU XV.



### APPLE CARPLAY\*3 AND ANDROID AUTO\*4

Use today's most popular apps with Apple CarPlay\*3 and Android Auto\*4. Voice recognition capabilities allow hands-free use, keeping everybody safe while reducing distractions when you're on the road.



### METER DISPLAY\*1

Now easier to see with its larger screen, the 4.2-inch full-colour LCD meter display helps you understand useful driving information with a quick glance so you can keep your eyes on the road.



### FRONT VIEW MONITOR\*1

The front grille camera projects the vehicle's front view via the Multifunction Display, increasing front visibility at intersections and when parking facing a wall.



### REAR VIEW CAMERA\*1

Conveniently manoeuvre the SUBARU XV in tight city spaces with ease. When you shift into reverse gear, the camera displays a live colour image on the head unit display along with guidelines to assist you with parking.



### MULTIFUNCTION DISPLAY\*1

The 6.3-inch LCD multifunction display at the top of the instrument panel provides you and your passengers with useful information in an easy-to-understand view. When the navigation system is in use, it connects to the multifunction display and shows turn-by-turn information when approaching intersections or turns.



### REAR SEAT REMINDER\*1

This system helps remind you via Meter Display and audible sound to check the rear seat area before leaving the vehicle.

\*1 Optional.

\*2 Connectivity function only available in models with the 4.2-inch premium meter display.

\*3 Apple CarPlay is a trademark of Apple Inc., registered in the U.S. and other countries.

\*4 Android and Android Auto are trademarks of Google Inc.

Apple CarPlay and/or Android Auto may not be available for all models and regions.

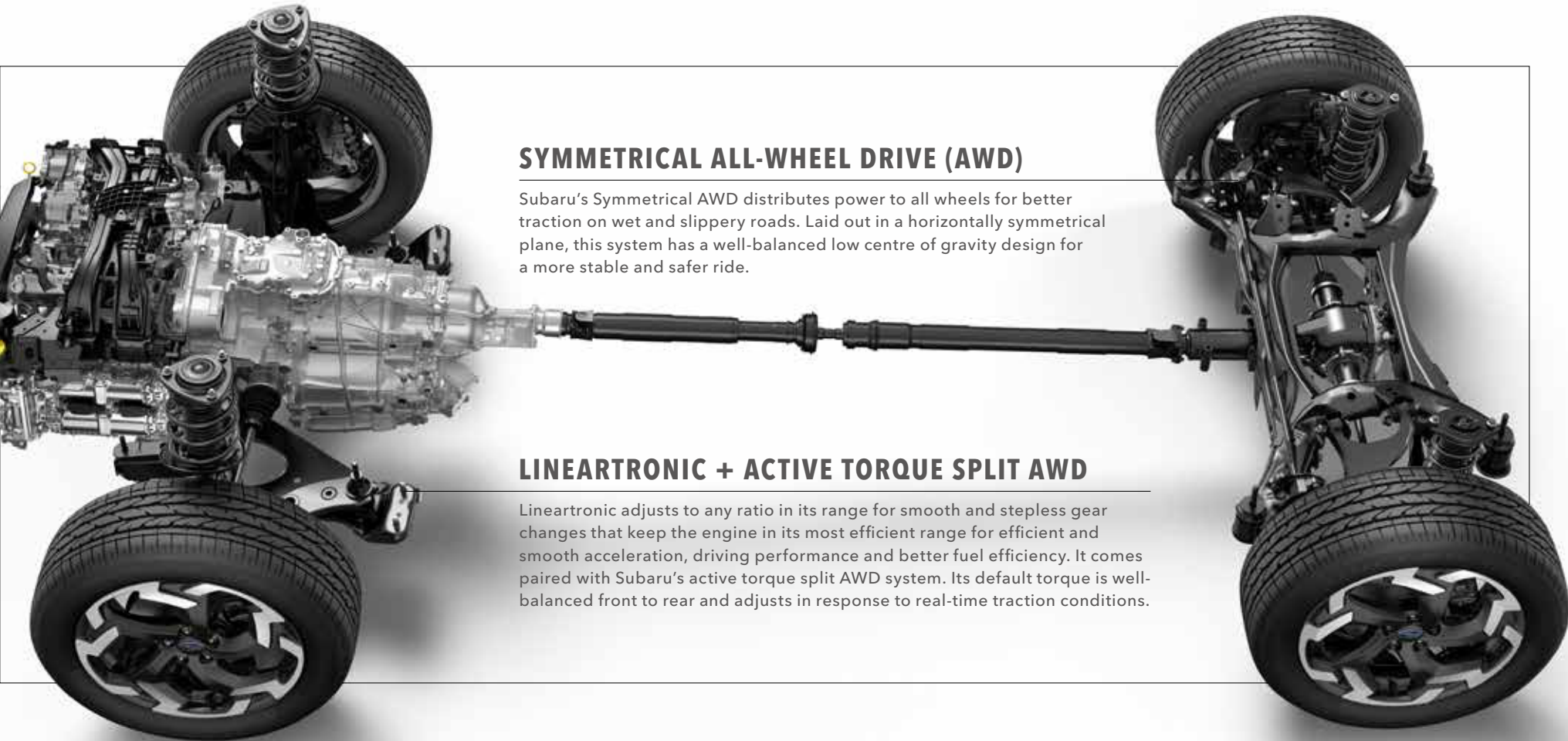
Please contact your local authorised Subaru retailer for more details.

Driver is always responsible for safe and attentive driving. Please refrain from operating the touchscreen while driving.



# SUBARU CORE TECHNOLOGY

Subaru’s core technologies identify the Subaru brand and give you the unique driving feel you can find only in a Subaru. These core systems allow Subaru vehicles to live up to its standards in performance, comfort, safety, and reliability while keeping its promise to deliver enjoyment and peace of mind to all passengers.



## SYMMETRICAL ALL-WHEEL DRIVE (AWD)

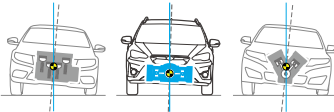
Subaru’s Symmetrical AWD distributes power to all wheels for better traction on wet and slippery roads. Laid out in a horizontally symmetrical plane, this system has a well-balanced low centre of gravity design for a more stable and safer ride.

## LINEARTRONIC + ACTIVE TORQUE SPLIT AWD

Lineartronic adjusts to any ratio in its range for smooth and stepless gear changes that keep the engine in its most efficient range for efficient and smooth acceleration, driving performance and better fuel efficiency. It comes paired with Subaru’s active torque split AWD system. Its default torque is well-balanced front to rear and adjusts in response to real-time traction conditions.

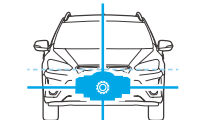
## SUBARU BOXER ENGINE

A boxer engine, or a horizontally opposed engine, is an engine configuration in which its pistons move toward each other in a horizontal direction. Subaru has been solely committed to the SUBARU BOXER engine for over 50 years for its many advantages over other engine types, providing durability and reliable performance in its vehicles.




### Naturally Balanced

The engine’s flat design is inherently rigid and self-balancing, generating less vibration than other engine types.



### Increased Stability

The low centre of gravity and flat design give it better side-to-side stability than other engine types.



## SUBARU GLOBAL PLATFORM

The Subaru Global Platform (SGP) is the underlying platform that will underpin the next generation of Subaru vehicles. Enhancing all-around safety and performance, it goes beyond better performance to offer a driving feel you can only find in a Subaru. It’s the future of Subaru—and delivers even more enjoyment and peace of mind to all drivers and passengers.

### 1. More Fun to Drive

More responsive handling allows the driver to steer the car as intended, also increasing hazard avoidance. The result is a car that’s safer and more fun to drive, even on long trips. Even with its versatile high ground clearance, the SUBARU XV overcomes turns like a passenger car.

### 2. Ride Comfort

Improvements in chassis rigidity, suspension, and stabilisers efficiently absorb shocks from the road and hide uneven surfaces, allowing more comfort and less fatigue on long rides.

### 3. Comfortable Cabin Space

Unpleasant vibrations or noise have been minimised to ensure all passengers enjoy the ride. Suspension improvements and a highly rigid chassis allow for a comfortable cabin interior for all.





# SUBARU e-BOXER

## SUBARU'S NEW POWER UNIT SYSTEM

The new-generation SUBARU e-BOXER combines the SUBARU BOXER engine with an electric motor to provide you with both sporty driving as well as a quiet and comfortable cabin without unwanted noises and vibrations, even on rough roads.

## SUBARU BOXER ENGINE + ELECTRIC TECHNOLOGY

For efficient driving, the SUBARU e-BOXER system adjusts the power-split ratio between the dedicated 2.0-litre direct-injection engine and the electric motor to match the driving condition. When paired with Lineartronic, the result is quiet, smooth, and powerful performance for a comfortable and enjoyable drive in many situations. What's more, the motor and battery's longitudinal placement along the vehicle's centreline complements the vehicle's stability and balance it gets from the low centre of gravity SUBARU BOXER engine and inherently stable Symmetrical AWD design.

### Responsive Handling and Cornering Stability

Where handling may suffer in other motor-assist vehicles due to the extra weight, the strategic placement of SUBARU e-BOXER components maintains overall vehicle balance. The engine is placed low to the ground and the motor in the vehicle's centre, helping keep the responsive handling and cornering stability that Subaru vehicles provide.

### Exhilarating on Highways. Confident on Rough Roads.

SUBARU e-BOXER vehicles rival the acceleration of petrol vehicles a class above, providing both exciting highway performance and confident driving on muddy or bumpy roads.

### Convenient City Driving

The compact, high-performance electric motor allows responsive and quick acceleration when cruising or when slowing down, keeping city-driving convenient and stress-free, even in stop-and-go traffic.

The driver is always responsible for safe and attentive driving and observance of traffic regulations.



## Motor Assist System Indicator



Taking off, light-load driving:  
EV Driving



Medium-load driving:  
Motor Assist Driving



High-load driving:  
Engine Driving



Deceleration:  
Regeneration





# SUBARU ALL-AROUND SAFETY

When your car gives you peace of mind, life becomes more enjoyable. That’s why at Subaru, safety comes first. Originally rooted in aircraft manufacturing, Subaru continues its ‘people first’ policy by fine-tuning, testing, and retesting its advanced safety features, developed over 50 years. With the latest in collision protection/avoidance systems and unique technologies like Subaru Global Platform and Symmetrical All-Wheel Drive, Subaru continuously strives to improve All-Around Safety to envision an accident-free future.



**PASSIVE**  
**Ring-shaped Reinforcement Frame**  
The Ring-shaped Reinforcement Frame makes better use of high-tensile steel panels and has been structurally redesigned for more efficient energy absorption from impacts in all directions.



**PRIMARY**  
**Visibility in all directions**  
Optimal driving position, window heights, and carefully arranged pillars provide excellent visibility in all directions to reduce blind spots, letting you easily check your surroundings.



**PASSIVE**  
**Cabin-protecting Layout**  
Now sitting lower than ever due to the low centre of gravity design of the SGP, the engine and gearbox are designed to avoid crashing into the cabin in the event of a collision.



**PREVENTIVE**  
**Reverse Auto-tilt Door Mirror\*3**  
The passenger-side door mirror automatically tilts down when you shift into Reverse to reduce the blind spots around the rear tyres, which helps make reverse parking more convenient and safer for any driver.

**PASSIVE**  
Passive Safety is designed to keep you safe in the event of a collision, with features such as the cabin-protecting engine layout and SRS\*1 airbags.

**PRIMARY**  
Primary Safety begins at the underlying design stage. Outstanding visibility, optimal driving position, and intuitive controls help keep you safe from the moment you enter your vehicle.

**PREVENTIVE**  
With advanced safety technologies such as EyeSight\*2, Preventive Safety helps avoid collisions before they happen.

**ACTIVE**  
Thanks to technologies like Symmetrical All-Wheel Drive and SGP, Active Safety allows precise control of your vehicle by fine-tuning the basic elements of driving—driving, turning, braking—so you can enjoy each drive with peace of mind.



**PREVENTIVE**  
**High Beam Assist (HBA)\*3\*4**  
High Beam Assist increases visibility and safety when driving at night by toggling the high beams on and off automatically, depending on driving conditions.



**PREVENTIVE**  
**Steering Responsive Headlights (SRH)\*3**  
These headlights operate interconnectedly with steering input and vehicle speed to aim your lights in the direction your vehicle is turning, helping you see better around corners for safer nighttime driving.



**ACTIVE**  
**Vehicle Dynamics Control System & Active Torque Vectoring**  
If the vehicle approaches the limits of stability, the AWD torque distribution, engine output, and brakes at each wheel are adjusted to help keep the vehicle on course. And with Active Torque Vectoring, brakes are applied and less torque is distributed to the inside wheels and more to the outside wheels for more precise handling, helping you make sharp turns when necessary.



**ACTIVE**  
**Hazard Avoidance**  
Made possible by the SGP, the lower centre of gravity design, enhanced suspension system, and rigidity improvements provide a vehicle that responds immediately when evasive actions are taken, helping avoid hazards on the road.



**PREVENTIVE**  
**Subaru Rear Vehicle Detection (SRVD)\*3\*4**  
Sensors placed around the vehicle alert you of vehicles in your rear blind spots for safer lane changes. It also warns you of potential collision danger while driving in reverse into a street with cross traffic.



**PREVENTIVE**  
**Reverse Automatic Braking (RAB)\*3\*4**  
When in Reverse, this system uses four sensors on the rear bumper to detect obstructions behind the vehicle. If detected, the system can alert the driver with warning sounds and automatically apply the brakes to avoid a collision or reduce collision damage.



**ACTIVE**  
**Auto Vehicle Hold**  
When the vehicle is at a complete stop, Auto Vehicle Hold keeps the vehicle in place even when the brake pedal is released, reducing driver fatigue in stop-and-go traffic.

\*1 SRS: Supplemental Restraint System. Effective when used in conjunction with seatbelts.  
\*2 EyeSight is a driving support system which may not operate optimally under all driving conditions. The driver is always responsible for safe and attentive driving and observance of traffic regulations. System effectiveness depends on many factors such as vehicle maintenance, weather, and road conditions. See Owner’s Manual for complete details on system operation and limitations for EyeSight, including functions in this brochure.  
\*3 Optional.  
\*4 The driver is always responsible for safe and attentive driving and observance of traffic regulations. Please do not depend solely on the Advanced Safety Package features for safe driving. There are limitations to the features of this system. See Owner’s Manual for complete details on system operation and limitations. Please ask your retailer for more details.



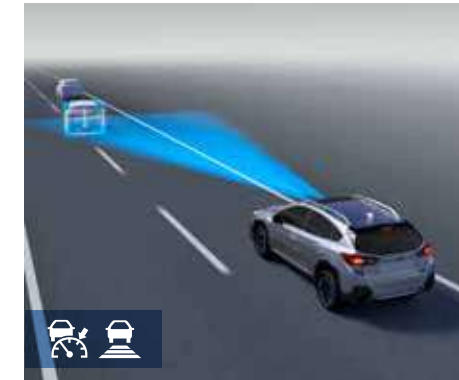


## SUBARU'S WORLD-LEADING DRIVER ASSIST TECHNOLOGY



At Subaru, we believe in ALL-AROUND SAFETY, and an important part of that is pre-collision safety, making sincere efforts to ensure an accident never happens. That's why we created EyeSight\*<sup>1</sup>, Subaru's cutting-edge driving support system. Like a second pair of eyes for the road ahead, EyeSight uses two stereo cameras to capture three-dimensional colour images with excellent image recognition, nearly as capable as the human eye. Using images from both cameras to precisely determine the shape, speed and distance, it not only detects vehicles but also motorbikes, bicycles, and pedestrians.\*<sup>2</sup> When spotting potential danger, it warns the driver and even applies the brakes if necessary to help avoid an accident. With improved safety performance like this, EyeSight reduces the burden on the driver and enhances your sense of security in the SUBARU XV.

### DRIVER ASSIST



#### Adaptive Cruise Control

EyeSight\*<sup>1</sup> doesn't only maintain the speed the driver sets as traditional cruise control does. When it senses a vehicle in front, Adaptive Cruise Control adjusts the speed to keep a set distance from the lead vehicle by monitoring the distance and the difference of the speed. It adjusts the engine, transmission, and brake to keep your speed in line with the traffic flow in a wide range approximately from 0 km/h to 180 km/h. Designed for use on freeways, highways, and similar roads, Adaptive Cruise Control actually detects a lead vehicle and its brake lamps and can help keep pace in stop-and-go highway traffic for you—a comfort and convenience on long drives.



#### Lead Vehicle Start

When you're at a stop and EyeSight senses that traffic has started moving again, Lead Vehicle Start Alert prompts the driver to take action with a buzzer and a flashing indicator.



#### Lane Sway and Departure Warning

When you are distracted by fatigue and are wandering or drifting in a lane, Lane Sway Warning helps you stay alert with a buzzer and a flashing indicator. However, Lane Sway Warning only activates at speeds of approximately 60 km/h or more. When travelling at speeds of approximately 50 km/h or more and you accidentally drift to the edge of your lane and begin to depart your lane without signaling, Lane Departure Warning warns you with a buzzer and a flashing indicator before you leave your lane.

### ACCIDENT PREVENTION



#### Pre-Collision Braking System\*<sup>2</sup>

When it senses an impending collision with a vehicle or other obstacle in front, the Pre-Collision Braking System can warn the driver with a buzzer and a light on your dash. If the driver still does not take evasive action to avoid the collision, the system can automatically apply the brakes to reduce any impact or, if possible, prevent the collision. If the driver takes evasive action to avoid a collision, Pre-Collision Brake Assist can act to aid the driver in preventing the collision.



#### Pre-Collision Throttle Management

When EyeSight sees an obstacle in front of you and you put the vehicle in Drive instead of Reverse, Pre-Collision Throttle Management sounds several short beeps, turns on a flashing indicator and cuts the engine output to help you avoid a frontal collision.

For illustration purposes only. Not actual measurements.

\*<sup>1</sup> EyeSight is a driving support system which may not operate optimally under all driving conditions. The driver is always responsible for safe and attentive driving and observance of traffic regulations. System effectiveness depends on many factors such as vehicle maintenance, weather, and road conditions. See Owner's Manual for complete details on system operation and limitations for EyeSight including functions in this brochure.

\*<sup>2</sup> Pre-Collision Braking System may not work in all situations. Depending on the speed difference from objects, the object's height, and other conditions, every situation may not meet the necessary conditions for EyeSight to work optimally.



LINEUP



SUBARU XV 2.0i-S EyeSight

DIMENSIONS..... L x W x H: 4485 x 1800 x 1595\* mm  
POWER UNIT..... Horizontally opposed, 4-cylinder, 2.0L DOHC 16-valve + Motor  
CAPACITY..... 1995 cc  
MAX OUTPUT..... SUBARU BOXER Engine: 110 kW (150 PS) / 6,000 rpm  
Motor: 12.3 kW (16.7 PS)  
MAX TORQUE..... SUBARU BOXER Engine: 196 Nm (20.0 kgfm) / 4,000 rpm  
Motor: 66 Nm (6.7 kgfm)  
TRANSMISSION..... Lineartronic, AWD



Lagoon Blue Pearl



SUBARU XV 2.0i-S EyeSight / 2.0i-S / 2.0i

DIMENSIONS..... L x W x H: 4485 x 1800 x 1615\* mm  
ENGINE..... Horizontally opposed, 4-cylinder, DOHC 16-valve, petrol direct injection  
CAPACITY..... 1995 cc  
MAX OUTPUT..... 115 kW (156 PS) / 6,000 rpm  
MAX TORQUE..... 196 Nm (20.0 kgfm) / 4,000 rpm  
TRANSMISSION..... Lineartronic, AWD



Plasma Yellow Pearl



SUBARU XV 1.6i-S EyeSight / 1.6i-S

DIMENSIONS..... L x W x H: 4485 x 1800 x 1615\* mm  
ENGINE..... Horizontally opposed, 4-cylinder, DOHC 16-valve, petrol  
CAPACITY..... 1600 cc  
MAX OUTPUT..... 84 kW (114 PS) / 6,200 rpm  
MAX TORQUE..... 150 Nm (15.3 kgfm) / 3,600 rpm  
TRANSMISSION..... Lineartronic, AWD



Ice Silver Metallic



SUBARU XV 1.6i-N

DIMENSIONS..... L x W x H: 4485 x 1800 x 1595\* mm  
ENGINE..... Horizontally opposed, 4-cylinder, DOHC 16-valve, petrol  
CAPACITY..... 1600 cc  
MAX OUTPUT..... 84 kW (114 PS) / 6,200 rpm  
MAX TORQUE..... 150 Nm (15.3 kgfm) / 3,600 rpm  
TRANSMISSION..... Lineartronic, AWD



Crystal White Pearl



\* 2.0i-S EyeSight (e-BOXER) with roof rails and 1.6i-N without roof rails have a height of 1595 mm. All other models with roof rails have a height of 1615 mm.



FEATURES



01. LED Headlamps with Auto-leveliser\*1

These auto-leveling bifunctional LED headlamps combine low and high beams and are steering-responsive\*1, ensuring good visibility around turns at night.

03. 17-inch Aluminium-alloy Wheels

These stylish wheels are durable and lightweight, and show the SUBARU XV's functionality and unique personality.



02. 18-inch Aluminium-alloy Wheels\*1

You'll immediately tell the SUBARU XV apart from any other vehicle by its fun wheel design. These durable and lightweight wheels show the SUBARU XV's powerful, lively, and unique personality.

04. Roof Rails\*1\*2

Ready to support your life's accessories, roof rails on the SUBARU XV add more utility to your enjoyable drive.



05. Dual-zone Automatic Air-conditioning System\*1

The redesigned air-conditioning system distributes air efficiently and silently with improved vent directional flow for a more comfortable cabin in any weather.

07. Electronic Parking Brake (EPB)

Use your vehicle's parking brake with a push of a button. EPB also deactivates when you step on the gas for your convenience.



06. Seat Position Memory Switch\*1

The seat memory function is linked to the position of the door mirrors for improved comfort and convenience. Plus, the passenger-side door mirror automatically tilts down when you shift into Reverse for better kerb visibility when backing up.

08. USB and Auxiliary Audio Inputs

Plug your iPod\*3 or other mobile music device into the standard AUX and USB input jack, and your music plays through the audio system of the SUBARU XV. Plus with two USB\*1 input trims, you can charge two devices at once.


EXTERIOR COLOURS




Crystal White Pearl



Ice Silver Metallic



Magnetite Grey Metallic



Crystal Black Silica



Cool Grey Khaki



Lagoon Blue Pearl\*1



Horizon Blue Pearl\*2



Lapis Blue Pearl\*3



Dark Blue Pearl\*2



Pure Red



Plasma Yellow Pearl\*2

SEAT MATERIALS

Black Leather (e-BOXER 2.0i-S EyeSight / 2.0i-S EyeSight / 2.0i-S / 1.6i-S EyeSight)



Seat Trim

Seat Backing

Charcoal Fabric (1.6i-S)



Seat Trim

Seat Backing

Charcoal Fabric (2.0i / 1.6i-N)



Seat Trim

Seat Backing

Navy Leather (e-BOXER 2.0i-S EyeSight)\*4



Seat Trim

Seat Backing

Grey Leather (2.0i-S EyeSight / 2.0i-S / 1.6i-S EyeSight)



Seat Trim

Seat Backing

Grey Fabric (1.6i-S)



Seat Trim

Seat Backing

Grey Fabric (2.0i / 1.6i-N)



Seat Trim

Seat Backing

\*1 Available only on SUBARU e-BOXER vehicles. \*2 Available only on 2.0-litre models.

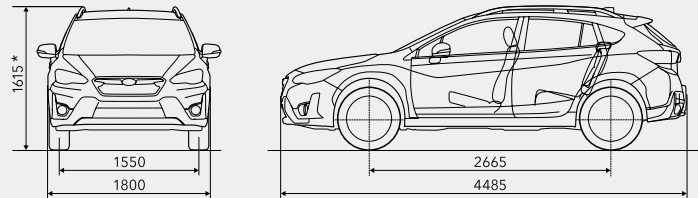
\*3 Available only on 1.6-litre models. \*4 Optional.

Owing to printing locations, colours may differ slightly from those shown in this chart. In addition, colours and seat variations may vary according to the individual market.

DIMENSIONS

Dimensions are measured in accordance with standard measurement of SUBARU CORPORATION.

\* 2.0i-S EyeSight (e-BOXER) with roof rails and 1.6i-N without roof rails have a height of 1595 mm. All other models with roof rails have a height of 1615 mm.



Not all features, options, or packages are available for all models and regions. See your specification sheet for availability. Please contact your local authorised Subaru retailer for more details.

SUBARU CORPORATION reserves the right to alter specifications and equipment without notice. Details of specifications, equipment, colour availability and the lineup are subject to suit local conditions and requirements. Please inquire at your local retailer for details of any changes that might be required for your area.

\*1 Optional.

\*2 Requires purchase of an attachment to load cargo on the roof rails.

\*3 Apple, iPhone and iPod are registered trademarks of Apple Inc.



### **Subaru Interactive Experience**

To help you explore all things Subaru, we offer various digital materials with a wide range of exciting, interactive content such as 360-degree views and videos.

[subaru-global.com/ebrochure](https://subaru-global.com/ebrochure)

[youtube.com/user/SubaruGlobalTV](https://youtube.com/user/SubaruGlobalTV)