



WELCOME TO SUBARU COUNTRY

EVERYTHING YOU NEED TO KNOW ABOUT THE PERFECT DRIVE FOR NEW ZEALAND.





The geographical forces that have conspired to shape New Zealand's stunning natural scenery also make it a tricky place to get around. Narrow, twisty roads, many unsealed, and weather that manages to cram several seasons into half an hour demands a vehicle tailored to extremes.

More Subarus are sold per capita in New Zealand than any other country in the world. And there are good reasons why.

Often the most hazardous driving in New Zealand won't be on the lonely backroads. Quite the opposite. Our hairiest conditions can be found in the inner city, especially when the weather doesn't cooperate. Fortunately the same fundamental design and technology that keeps you in control in the country translates just as well to urban environments. Subaru not only solves the challenges that this country can pose for a driver, but it can also make them fun.

So have a read, then get out on the road and discover Subaru country for yourself.

1 IN EVERY 3 KILOMETRES OF NEW ZEALAND ROAD IS UNSEALED



GREYWACKE METAL

If there's such a thing as the Great New Zealand gravel, this is it. Pronounced "Greywacky", if you're on wheels, your wheels are on this. Taken everywhere from the braided rivers of Canterbury to the quarries of Kaitaia, this 250 million year old Paleozoic hard sandstone gets smashed into big, angular chunks for better traction, then lavished far and wide on the unsealed roads of the nation, particularly on the corners. Tourists, feel free to take a piece home. We've got plenty.



SCORIA

This chunky red fellow was fired out of our volcanic core and chucked around the surrounding area a mere couple of thousand years ago. That's why you'll find it in areas like our beautiful Volcanic Plateau in the central North Island. Basically lava, its rough texture and surprising lightness is due to trillions of tiny air bubbles formed as it cooled. Its porousness means it drains well and gives a good grip. Which is just as well, as the going can get rather steep and icy around those parts.



LIMESTONE CHIP

Some parts of New Zealand, like the East Coast around Gisborne, obviously slept in while the Greywacke was being handed out. Instead they got a rather attractive, if a bit softer, white limestone. Interestingly, unlike ordinary rock, limestone is actually made from the shells of billions of tiny prehistoric sea creatures from millions of years ago, all crushed and compressed together over time. That's what gives the roads round that way a charming and distinctive light colour. Lucky them.



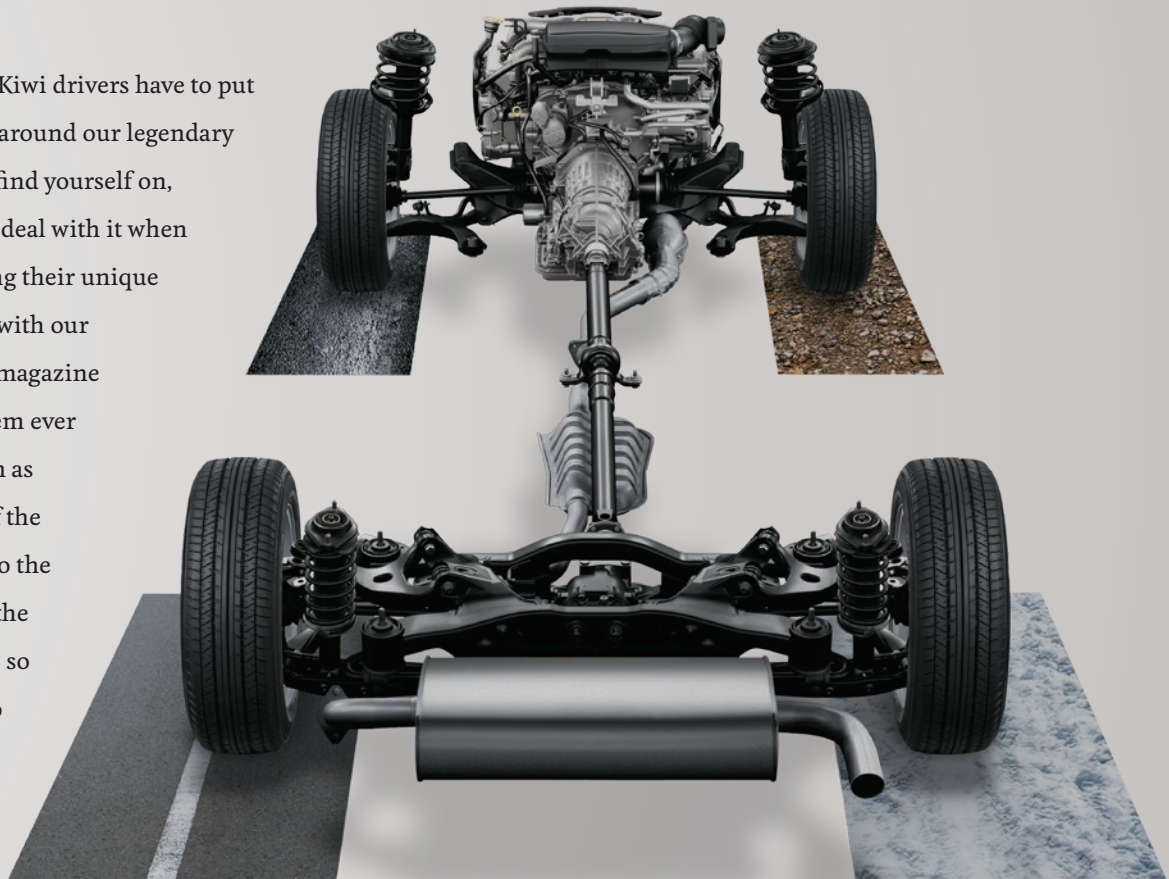
ASPHALT

Of course, our unique All-Wheel Drive (AWD) system is just as awe-inspiring on the good old-fashioned sealed tarmac that covers the other 2/3rds of Kiwi roads. And it's so invisible you won't even notice it's working until you need it. Like, say, when cornering, or when encountering that unexpected downpour. Because if any wheel starts to slip in the wet, our full time AWD transfers power automatically to the wheels that have still got grip. So you stay in control while other drivers suddenly find themselves on a skating rink.

NO WONDER

WE'RE SO BIG ON ALL-WHEEL DRIVE

Now you can see the kind of road surfaces us Kiwi drivers have to put up with, it's no wonder we have built our cars around our legendary All-Wheel Drive system. No matter what you find yourself on, you can have the confidence your Subaru can deal with it when the chips are down. Subaru has been perfecting their unique symmetrical AWD for 40 years, and matched with our Boxer engine configuration, it's what UK Car magazine once described as the most elegant drive system ever developed. The way it works is simple. As soon as your Subaru senses a loss of traction in any of the four wheels, it instantly transfers that power to the other wheels that still have grip, giving them the extra oomph to get you out of trouble. And it's so seamless you probably won't even notice it. So no matter what kind of road surface you find yourself on, Subaru All-Wheel Drive keeps you in control.



An aerial photograph of a dark, rugged volcanic landscape. A winding road, marked with a white line, snakes through the terrain, which is characterized by numerous small, rounded mounds and deep, narrow gullies. The text is overlaid on the left side of the image, with each line of text centered within a dark, semi-transparent rectangular box.

OUR ROADS


HAVE MORE BENDS

THAN A HAIRPIN

FACTORY

OUR BOXER ENGINE IS THE PERFECT WAY TO HANDLE THEM

Most engines have their pistons standing upright in a "V" shape. This makes them more prone to tipping.



The pistons in a Boxer engine are horizontal, giving your Subaru a uniquely stable centre of gravity.

Your Subaru has another hidden advantage over ordinary cars: our distinctive "flat" Boxer engine. The low centre of gravity means less body roll, producing sharper handling when cornering and providing optimum stability. There is less vibration because the engine is flat in shape and sits low in the engine bay, with the sideways pistons resembling the punching action of a boxer - hence the name Boxer

engine. Due to less vibration, there is also less noise, and greater cabin comfort. And perhaps most importantly of all, the Boxer engine is safer should the worst happen. Its flat design allows it to pass under the passenger cabin in a collision, rather than collide directly into the cabin. In short, why other manufacturers still persist with their old engine configurations when they could have a Boxer we'll never know.

AROUND HERE, YOU NEVER KNOW WHAT'S AROUND THE CORNER



New Zealand weather is famous for being “four seasons in one day”. Heck, it can be in one afternoon. Whether it's hailstones the size of tennis balls - like the record 8cm beauties that fell back in 1934 - or the black ice lurking in the winter valleys, you should always expect the unexpected.



Some of our other regularly occurring road hazards are, in a different context, quite delicious.



We also get rain. Plenty of rain. Our roads are famous for sudden slips, causing single lanes, and unexpected detours to who knows where. It's times like that, that you're really, really glad you've got Subaru's unique symmetrical All-Wheel Drive on board.



It happens.

THAT'S WHY

EVERY SUBARU CARRIES A 5-STAR SAFETY RATING*



*Not all of the features shown are available across the range.


INTRODUCING DRIVER MONITORING SYSTEM

Our newest safety feature, the Driver Monitoring System adds further convenience and safety to every drive. We believe this advanced system is a first within this category, not only having the potential to detect driver distraction and drowsiness, but automatically alerts them. Using facial recognition technology, Driver Monitoring System (DMS) also sets up driver

preferences within the cabin to personalise your drive. A dedicated camera installed in the visor of the Multi-Function Display, recognises the driver's face and constantly monitors the seat area. Up to five drivers can be registered in the system, which greets each driver when they get behind the wheel of the Forester and adjusts the cabin environment tailored to their preferences.

KEY FEATURES OF DRIVER MONITORING SYSTEM:

- Personalise your drive. The Forester is the first Subaru that can recognise the driver and adjust to your personal preferences..
- When the driver is seated, the cameras detect the driver and automatically adjust to the drivers preferred door mirror angle, Multi Function Display settings, air conditioning settings, seat position and other instrument cluster displays.



- Wandering Eyes Another feature of the Driver Monitoring System is a Wandering Gaze Warning - if the driver continues to look away from the road ahead the system warns both passengers and the driver through a visual and audio alert.
- The Driver Monitoring System can also detect if the driver is dozing or getting drowsy. This warning system once again uses facial recognition technology to determine if the driver is dozing off - this is presumed if they continue to close their eyes while driving. Drowsiness is recognized by calculating the time ratio the driver's eyes are closed.

To see, visit subaru.co.nz to watch the video demonstrations. Or for all the fine detail, please refer to the owner's manual or contact your authorised Subaru dealership.

*The Subaru Driver Monitoring System features on the Forester 2.5 Sport Plus and Forester 2.5 Premium models only.

INTRODUCING EYESIGHT® - CLEVER CRASH AVOIDANCE




Subaru's award-winning safety technology EyeSight® is standard across the range* and was developed to keep you safe on the roads. EyeSight® is like a second pair of eyes that monitors the road ahead and recognises potentially dangerous driving situations. Using three-dimensional images captured by cameras mounted at the top of the front

windscreen, EyeSight® provides audible and visual warnings to prompt the driver to take action, and will also apply automatic braking intervention, when necessary, to help avoid or reduce the severity of a detected frontal collision. We like to call it our clever crash-avoidance technology.

EYESIGHT® CLEVER CRASH AVOIDANCE TECHNOLOGY INCLUDES 8 FEATURES:

- Pre-Collision Braking provides automatic braking to help avoid or reduce the severity of detected frontal accident impacts. Should the driver be distracted, or just not register the risk of a collision, braking will be automatically applied when a potential frontal collision is recognised by EyeSight®.
- Pre-Collision Brake Assist recognises a potential frontal impact, alerts the driver and assists the driver by applying full braking force in a detected emergency-braking situation.
- Pre-Collision Throttle Management reduces acceleration when objects in front of the vehicle are detected and which the vehicle is likely to impact.
- Lead Vehicle Start Alert prompts the driver to take action when traffic has started moving again by identifying that the vehicle in front is moving away after being stopped.



- Adaptive Cruise Control maintains the speed set by the driver, but also regulates the vehicle's speed in order to maintain a set distance from the car in front. The driver can select from three different distances, based on time and speed, and then the EyeSight® system will automatically regulate the vehicle's speed in line with the traffic flow.
- Lane Sway and Lane Departure Warning monitors the vehicle's position within the road lane markings and sounds a warning to the driver when it recognises the potential for the vehicle to unintentionally move out of its lane, or when swaying within the lane, is recognised by EyeSight®.
- Lane Keep Assist recognises the lines on both sides of the lane and applies torque to the steering controls to keep the vehicle in the lane if movement is detected.

EyeSight® works with Subaru's acclaimed collision avoidance and collision protection technologies to provide improved protection for you and your family. While EyeSight® can assist drivers in avoiding or reducing the severity of a detected frontal collision, there is naturally no

substitute for driver vigilance, awareness and responsibility. EyeSight® will see and recognise most objects within its field of vision, however its accuracy may be affected by external conditions and should not be relied on to detect every potential road traffic hazard.



To see, visit subaru.co.nz to watch the video demonstrations. Or for all the fine detail, please refer to the owner's manual or contact your authorised Subaru dealership.

*Subaru EyeSight® technology is not available on manual transmission vehicles including WRX manual and WRX STI.

SUV RANGE

If you're the type of person that always wants a little bit extra, if you always stay out for one more wave, fish until the last drop of light, or if you're always just the last car in the carpark, a Subaru SUV is the car for you.

Our SUVs are the definition of extra: A low slung Boxer engine and All-Wheel Drive as standard on every Subaru provides extra handling and capability, EyeSight® clever crash avoidance technology keeps you extra safe, and a long history of performance engineering means every Subaru is extra awesome.





A blurred landscape photograph featuring a body of water in the foreground, a dark line of trees in the middle ground, and a sky with scattered clouds. The image has a motion blur effect, giving it a sense of speed and movement. The colors are muted, with a palette of blues, greys, and browns.

XV



XV

- With cutting edge design the Subaru XV is our most stylish SUV yet, but don't let its good looks fool you. It still has all the capability you'd expect from a Subaru
- Designed on the new global platform it's packed with the latest safety features and technology
- EyeSight® driver assist technology standard across the range
- 5-Star ANCAP safety rating - the highest possible
- 7-speed Subaru Lineartronic Transmission (SLT) **providing seamless gear shifting, with manual mode**
- 220mm ground clearance
- Rear reversing camera standard across the range



XV 2.0i SPORT

MODEL	SLT
Fuel Consumption	7.0
Engine (cc)	1995
kW	115



XV 2.0i PREMIUM

MODEL	SLT
Fuel Consumption	7.0
Engine (cc)	1995
kW	115



XV INTERIOR*

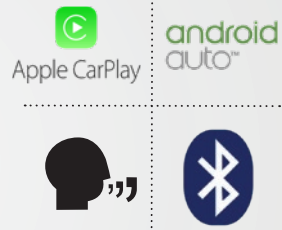


Electronic park brake | 8 inch touch screen | EyeSight® Preventative Safety Technology | Keyless entry with push button start | Apple CarPlay™ and Android Auto™ | Audio & Bluetooth® controls on steering wheel
Rear reversing camera | X-Mode | Dual-zone climate control air-conditioning | 60/40 split folding rear seats | Satellite Navigation | 7 Airbags

*Not all of the features shown are available across the range.

FULLY LOADED

XV'S FEATURES & ACCESSORIES*




CONNECTIVITY

Bluetooth® handsfree calling.
Apple CarPlay and Android Auto
through USB connection.



X-MODE

Enhances driving performance on
poor road surfaces and features
decent control.



EYESIGHT®

Driver Assist Technology
including pre-collision
braking, adaptive cruise
control and driver alerts.



REVERSING CAMERA

Rear reversing camera with
display for safer reversing.



PUSH BUTTON START

Keyless entry and push button
start for convenience.

*Not all of the features shown are available across the range.



A scenic landscape photograph featuring a dirt path that winds through dry, golden-brown grass in the foreground. The path leads towards a range of mountains in the distance, some of which are covered in snow. The sky is a clear, pale blue with a few wispy clouds. The word "FORESTER" is overlaid in large, white, sans-serif capital letters across the center of the image.

FORESTER

FORESTER

- With a host of tech to optimise your drive, Forester is the SUV that's built for adventures with the family
- Using facial recognition, the Driver Monitoring System identifies the driver, adjusts to preferred cabin settings and monitors distraction or drowsiness while driving
- The Subaru Lineartronic Transmission (SLT) provides smooth gear changes and wider gear ratio options
- It's smart with a rear reversing camera and Auto Stop Start system that rests the engine and saves fuel while stationary
- 220mm ground clearance and X-Mode
- 5-star ANCAP safety rating, the highest possible
- EyeSight® clever crash-avoidance technology standard across the range

FORESTER 2.5 SPORT

MODEL	SLT
Fuel Consumption	7.4
Engine (cc)	2498
kW	136



FORESTER 2.5 SPORT PLUS

MODEL	SLT
Fuel Consumption	7.4
Engine (cc)	2498
kW	136





FORESTER 2.5 PREMIUM

MODEL	SLT
Fuel Consumption	7.4
Engine (cc)	2498
kW	136





FORESTER INTERIOR*




Driver Monitoring System with facial recognition | Dual zone climate control air conditioning | Electronic park brake and Auto Vehicle Hold | EyeSight® Driver Assist Technology
Cloth or leather upholstery | Apple CarPlay™ and Android Auto™ | Keyless entry with push button start | 8 inch touch screen | X-Mode | Front view and side view monitors | Power rear tailgate
One touch 60/40 split folding rear seats | Dusk sensing headlights | Audio & cruise controls on steering wheel

*Not all of the features shown are available across the range.

FULLY LOADED

FORESTER'S FEATURES & ACCESSORIES*



CONNECTIVITY

Bluetooth® handsfree calling.
Apple CarPlay and Android Auto
through USB connection.



POWERED REAR GATE

Can be opened remotely using key button
or switch on dash with memory function
to accommodate low ceiling heights.



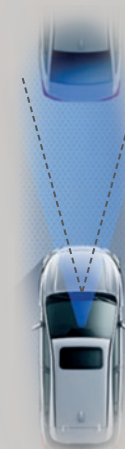
DRIVER MONITORING SYSTEM

Facial recognition technology identifies
the driver, adjusts to their personal
cabin preferences, and monitors
distractions while driving.



X-MODE

Enhances driving performance on
poor road surfaces and features
decent control.



EYESIGHT®

Driver Assist Technology
including pre-collision
braking, adaptive cruise
control and driver alerts.

*Not all of the features shown are available across the range.



OUTBACK



OUTBACK

OUTBACK

- With the comfort of a passenger vehicle combined with the off road capability of an SUV, the Outback is the ultimate vehicle for the Kiwi lifestyle
- Rear reversing camera standard across the range
- Subaru Lineartronic Transmission (SLT) is one of the smoothest and most economical systems around
- Get out there and back with a high ground clearance of 213mm
- 5-star ANCAP safety rating, the highest possible
- EyeSight® driver assist technology available on all models



**OUTBACK 2.5i
SPORT**

MODEL	SLT
Fuel Consumption	7.3
Engine (cc)	2498
kW	129



**OUTBACK X
LIMITED EDITION**

MODEL	SLT
Fuel Consumption	7.3
Engine (cc)	2498
kW	129





**OUTBACK 2.5i
PREMIUM**

MODEL	SLT
Fuel Consumption	7.3
Engine (cc)	2498
kW	129



**OUTBACK 3.6R
PREMIUM**

MODEL	SLT
Fuel Consumption	9.9
Engine (cc)	3630
kW	191





OUTBACK INTERIOR*




Heated front seats | Rear reversing camera | EyeSight® Preventative Safety Technology* | Telescopic and height adjustable steering wheel | Electric powered rear gate | Electronic park brake
Apple CarPlay™ & Android Auto™ | Audio & cruise controls on steering wheel | Bluetooth® handsfree calling and streaming audio capability | Cloth or leather upholstery | Dual-zone climate control air-conditioning
One touch 60/40 split folding rear seats | Integrated infotainment system featuring 12 Harman Kardon® speakers including subwoofer | Dusk sensing headlights

*Not all of the features shown are available across the range.

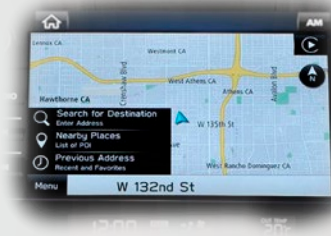
FULLY LOADED

OUTBACK'S FEATURES & ACCESSORIES*



CONNECTIVITY

Bluetooth® handsfree calling.
Apple CarPlay and Android Auto
through USB connection.



SAT NAV

Built-in Satellite Navigation
system to help you explore.



EYESIGHT®

Driver Assist Technology
including pre-collision
braking, adaptive cruise
control and driver alerts.



RAIN SENSING WIPERS

Automatic wipers with varying
speeds depending on the conditions.



TOUCHSCREEN INFOTAINMENT

Large 8-Inch touchscreen with swipe
and pinch functionality.

*Not all of the features shown are available across the range.

IMPREZA





IMPREZA

- Despite being the most compact in the Subaru range, the Impreza is every inch a Subaru thanks to our All-Wheel Drive technology and a 2.0 litre Boxer engine
 - Sophisticated styling, spacious cabins, with a new level of soft-touch surfaces and high-grade switchgear
 - Auto Stop Start system that rests the engine and saves fuel while stationary or idling in traffic
 - 7 speed Subaru Lineartronic Transmission (SLT) providing seamless gear shifting, with manual mode
 - 5-star ANCAP safety rating, the highest possible
 - Limited production model
 - EyeSight® driver assist technology as a standard feature
-





IMPREZA 2.0 SPORT

MODEL	SLT
Fuel Consumption	6.6
Engine (cc)	1995
kW	115



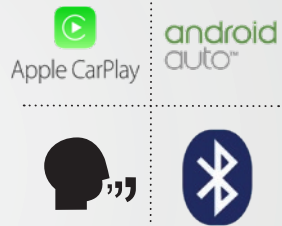
IMPREZA INTERIOR



Electronic park brake | Audio & cruise controls on steering wheel | Bluetooth® handsfree calling and streaming audio capability | Dual-zone climate control air-conditioning | Cloth upholstery
60/40 split folding rear seats | CD player with 6 speakers | 8 inch touch screen | EyeSight® Preventative Safety Technology | Keyless entry with push button start | Apple CarPlay™ and Android Auto™

FULLY LOADED

IMPREZA'S FEATURES & ACCESSORIES



CONNECTIVITY

Bluetooth® handsfree calling.
Apple CarPlay and Android Auto
through USB connection.



PUSH BUTTON START

Keyless entry and push button
start for convenience.



CLIMATE CONTROL

Climate control
air-conditioning.



EYESIGHT®

Driver Assist Technology
including pre-collision
braking, adaptive cruise
control and driver alerts.



REVERSING CAMERA

Rear reversing camera with
display for safer reversing.





WRX

WRX

- A name synonymous with rallying success after receiving accolades around the world for driving performance
- Available as 2.0 litre DOHC direct injection turbocharged Boxer engine with Electronic Throttle Control and Active Valve Control System that delivers torque early in the rev range
- Fully independent double wishbone rear suspension system that gives you sharper handling, better balance and instinctive responsiveness
- Available in a sedan as a 6 speed manual or 8 speed lineartronic auto producing 197kW of power at 5,700rpm and 350Nm of torque at 2,400-5200rpm
- 5-star ANCAP safety rating, the highest possible
- EyeSight® Driver Assist Technology on Automatic models only



WRX SEDAN

MODEL	6MT	SLT
Fuel Consumption	9.2	8.6
Engine (cc)	1998	1998
kW	197	197



**WRX SEDAN
PREMIUM**

MODEL	6MT	SLT
Fuel Consumption	9.2	8.6
Engine (cc)	1998	1998
kW	197	197



WRX INTERIOR*



Satellite navigation | Proximity key and push button start | Leather steering wheel and gearshift | Bluetooth® handsfree calling and streaming audio capability
Leather upholstery (Premium only) | Multi-function display with boost pressure | Sports alloy pedals | Front sports seats | D-shaped leather steering wheel with red stitching
EyeSight® Driver Assist Technology (SLT only) | 10 way power seat with memory driver only | Electronic park brake | Front view camera | Heated front seats (Premium only)

*Not all of the features shown are available across the range.

FULLY LOADED

WRX'S FEATURES & ACCESSORIES*



BLUETOOTH®

Bluetooth® handsfree calling and streaming audio capability.



PUSH BUTTON START

Keyless entry and push button start for convenience.



SAT NAV

Built-in Satellite Navigation system to help you explore.



SPEAKERS

8 Harman Kardon® speakers, subwoofer and amplifier.



EYESIGHT®

Driver Assist Technology including pre-collision braking, adaptive cruise control and driver alerts.

*Not all of the features shown are available across the range.





WRX STI

WRX STI

- Subaru's famous high-performance, rally-bred model holds many world rally titles
- Powered by a 2.5 litre DOHC turbo-charged engine with 221kW at 6000rpm power/407 Nm at 4000rpm
- Available as a sedan in 6 speed manual
- Both models available with or without STi spoiler
- Multi-Mode DCCD (Drivers Center Controlled Differential) adjusts both an electromagnetic multi-plate transfer clutch and mechanical locking of a limited slip differential to apportion the torque to the front and rear wheels. Translation: serious traction in any condition
- 5-star ANCAP safety rating, the highest possible
- 19 inch alloy wheels



WRX STI SEDAN

MODEL	6MT
Fuel Consumption	10.4
Engine (cc)	2457
kW	221

*image without spoiler option



**WRX STI
PREMIUM SEDAN**

MODEL	6MT
Fuel Consumption	10.4
Engine (cc)	2457
kW	221

*Image with spoiler option



WRX STI INTERIOR*



Harman Kardon® audio system | Satellite navigation | Leather steering wheel and gearshift | Rain sensing wipers
Bluetooth® handsfree calling and streaming audio capability | Audio & cruise controls on steering wheel | Multi-function display with boost pressure
Proximity key and push button start | STi front sports seats | D-shaped leather steering wheel with red stitching | 10 way power seat with memory driver only

*Not all of the features shown are available across the range.

FULLY LOADED

WRX STI'S FEATURES & ACCESSORIES*



BLUETOOTH®

Bluetooth® handsfree calling and streaming audio capability.



PUSH BUTTON START

Keyless entry and push button start for convenience.



RAIN SENSING WIPERS

Automatic wipers with varying speeds depending on the conditions.



SPEAKERS

8 Harman Kardon® speakers, subwoofer and amplifier.



BREMBO BRAKES

Motorsport derived 6 piston front calipers clamping 340mm cross-drilled rotors.

*Not all of the features shown are available across the range.

A blurred city street scene with modern buildings and a large white text overlay. The image has a motion blur effect, suggesting a fast-moving camera or vehicle. The street is wide and paved, with a white line marking. On the left, there's a sidewalk and a low wall. In the background, several tall buildings are visible, including one with a distinctive yellow and white geometric facade. The sky is overcast.

LEVORG



LEVORG

- Appealing to drivers who appreciate both performance and practicality, Subaru's new performance wagon is the sports car you can actually use for sports
 - Available as a 2.0 litre direct injection turbocharged Boxer engine with Electronic Throttle Control and Active Valve Control System that delivers torque early in the rev range
 - Available in 8 speed lineartronic auto producing 197kW of power at 5,760rpm
 - 5-star ANCAP safety rating, the highest possible
 - EyeSight® driver assist technology as a standard feature
-





LEVORG 2.0 GT-S

MODEL	SLT
Fuel Consumption	8.7
Engine (cc)	1998
kW	197



LEVORG INTERIOR



Satellite navigation | Leather seats and steering wheel with blue stitching | Electronic sunroof | 40/20/40 split folding rear seats
EyeSight® driver assist technology | Keyless entry with push button start | 10 way power seat with memory driver only
Dusk sensing headlights | Blind Spot detection and Rear Cross Traffic alert | Heated front seats | Side View Monitor | Front View Camera

FULLY LOADED

LEVORG'S FEATURES & ACCESSORIES



BLUETOOTH®

Bluetooth® handsfree calling and streaming audio capability.



SAT NAV

Built-in Satellite Navigation system to help you explore.



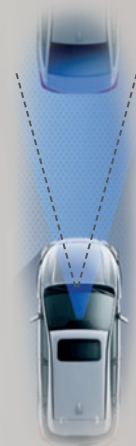
RAIN SENSING WIPERS

Automatic wipers with varying speeds depending on the conditions.



BILSTEIN SUSPENSION

For the ultimate in ride comfort and performance.



EYESIGHT®

Driver Assist Technology including pre-collision braking, adaptive cruise control and driver alerts.

The background of the image is a blurred photograph of a road and trees, suggesting motion. The road is a light gray color with a white line on the left side. The trees are green and brown, and their leaves are blurred into streaks. The overall effect is one of speed and movement.

LEGACY



LEGACY

- The Subaru Legacy is a powerful, sophisticated sedan with the added benefits of All-Wheel Drive
- Rear reversing camera standard across the range
- Subaru Lineartronic Transmission (SLT) is one of the smoothest and most economical systems you can have the pleasure of driving
- 5-star ANCAP safety rating, the highest possible
- EyeSight® driver assist technology standard across the range
- Subaru Intelligent Drive (SI-Drive) available on all models
- Front view and Side view monitors across the range



LEGACY 2.5i PREMIUM SEDAN

MODEL	SLT
Fuel Consumption	7.3
Engine (cc)	2498
kW	129





**LEGACY 3.6RS PREMIUM
SEDAN**

MODEL	SLT
Fuel Consumption	9.9
Engine (cc)	3630
kW	191





LEGACY INTERIOR*

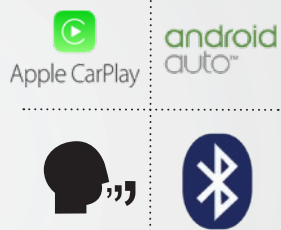


Rear reversing camera | Telescopic and height adjustable steering wheel | Audio and adaptive cruise control on steering wheel | Apple CarPlay™ & Android Auto™ | Electronic park brake
Bluetooth® handsfree calling and streaming audio capability | Leather upholstery | Dual-zone climate control air-conditioning | 60/40 split folding rear seat | Heated front seats
Dusk sensing headlights | Integrated infotainment system featuring 12 Harman Kardon® speakers including subwoofer | Rain sensing front windscreen wipers

*Not all of the features shown are available across the range.

FULLY LOADED

LEGACY'S FEATURES & ACCESSORIES*



CONNECTIVITY

Bluetooth® handsfree calling.
Apple CarPlay and Android Auto
through USB connection.



SAT NAV

Built-in Satellite Navigation
system to help you explore.



EYESIGHT®

Driver Assist Technology
including pre-collision
braking, adaptive cruise
control and driver alerts.



FOLDING REAR SEATS

60/40 Folding rear seats for
extra storage space.



TOUCHSCREEN INFOTAINMENT

Large 8-Inch touchscreen with swipe
and pinch functionality.

*Not all of the features shown are available across the range.

30

YEARS OF RALLY LEGENDS



1980

1990

2000

2010

The Subaru World Rally Team's story begins in the 1980s, when Subaru Rally Team Japan entered the Subaru Leone in the 1980 Safari Rally. Kiwi rallying legend Possum Bourne scored their first podium position in 1987. Shortly after, in 1989, the Subaru World Rally Team was created to enter the recently introduced Legacy RS in the World Rally Championship, to show the world the superiority of All-Wheel Drive.

In the Legacy RS and the Impreza, drivers such as the legendary Colin McRae and Carlos Sainz took the Subaru World Rally Team to victory in the 1995 Drivers' Championship and the 1995, 1996 and 1997 Constructors' Championships. This remarkable consistency continued with Richard Burns driving the WRC99. He came second in the Drivers' Championships in 1999 and 2000, and won it outright in 2001.

The team was then bolstered by Petter Solberg and four time champion Tommi Mäkinen. Solberg won the team's final Drivers' Championship in 2003. Even though Subaru officially withdrew their team in 2008, their vehicles continue to leave their imprint on the world rally landscape. Most recently, Hayden Paddon won the 2011 Production World Rally Championship in his Subaru WRX STi; the first New Zealander to do so.



SUBARU LEONE RX TURBO 1986



SUBARU LEGACY RS 1993



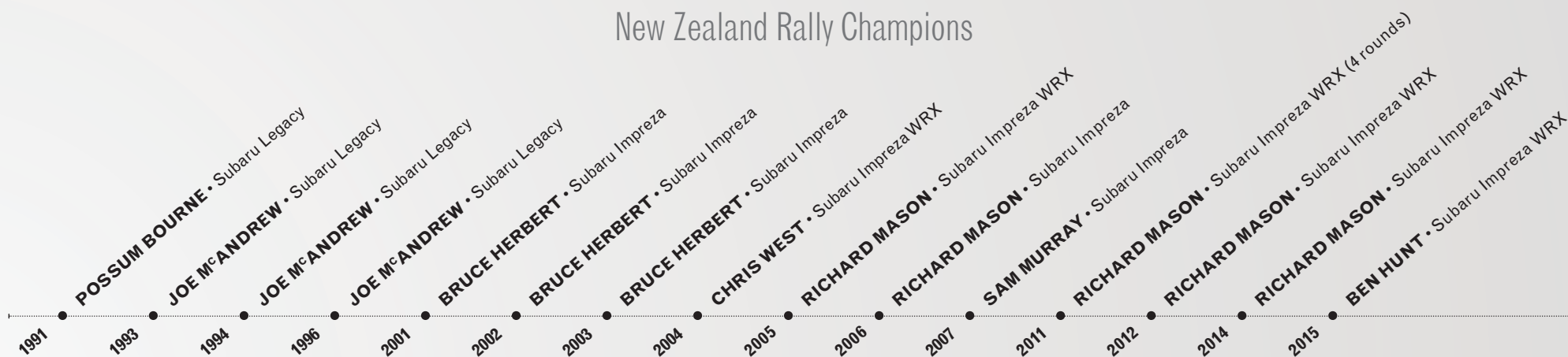
SUBARU IMPREZA 1996



SUBARU IMPREZA WRC2007

A LEGEND IN NEW ZEALAND RALLYING

New Zealand Rally Champions



Since the 1980s, Subaru has meant rallying. It all started with Possum Bourne and his classic run of victories including the NZ Rally Championship and seven consecutive wins at Rally Australia.

The Subaru tradition has continued with drivers like Emma Gilmour, one of the fastest female rally drivers in the world, 2004 New Zealand champion Chris West and five-time national rally champion Richard Mason. In 2011, we had our first ever New Zealand World Champion when Hayden Paddon won the World Rally Championship in the Production class. It just goes to show that Subaru's symmetrical AWD system is a perfect match for some of the world's most exciting roads.

Our latest brand champion is 2015 New Zealand Rally Champion Ben Hunt. Ben had already taken out a number of titles before, such as the Rally New Zealand Rising Star Scholarship before conquering the big one. Ben grew up watching Colin McRae, Possum Bourne and Richard Burns driving Subaru Impreza and WRX WRC cars and he calls being part of the Subaru rally effort "a dream come true".

We don't just talk driving performance - we do it. That's how Subaru New Zealand earned the Membership of Honour award by Motorsport New Zealand in 2013, one of only three manufacturers to ever receive this award.



BEN HUNT - WHANGAREI RALLY 2016

Thanks for taking the time out to read about why Subaru is the best way to travel around the best country in the world.

But we think the best way to convince you would be for you to get out there and experience a Subaru for yourself.

Contact one of our Subaru Authorised Dealers who are always ready to take you for a test drive or answer any questions you might have. They are available on 0800 SUBARU (782 278), or alternatively, visit our website at www.subaru.co.nz

Kind regards,



Wallis J. Dumper
Managing Director
Subaru of New Zealand

SUBARU. FOR THOSE WHO DO.

New Zealanders are doers. We get things done.

Which is not always easy in our country, where cities quickly become mountains, forests, and beaches.
And straight roads turn into hairpins, potholes and gravel.

But we have some help.

Welcome to Subaru Country.

Subaru's unique All-Wheel Drive technology is designed to get you further than just back and forth to work.
It can also transport you to a place you'd rather be, with control and in comfort.

That must be why this land of four-seasons-in-one-day, where one third of road surfaces are unsealed,
has the highest proportion of Subaru drivers of anywhere in the world.

You know, we may not be born here, but it sure feels like home.

It's as if a country as varied and exciting as New Zealand was made for vehicles as confident as Subaru's.

Which is probably why so many Subaru drivers buy Subarus again. And again. And again.

So if you're looking to get out and do things, do it in the car that gets things done.

Because at Subaru, we don't just talk, we do.



subaru.co.nz

Subaru reserves the right to vary vehicle specifications and standard features in New Zealand from those detailed in this brochure. Vehicles shown in this brochure may be fitted with accessories or may feature equipment that is not available on New Zealand-spec models. Please check with your local Subaru Authorised Dealer. No part of this brochure can be reproduced without written permission from Subaru of New Zealand. Call: 0800 SUBARU (0800 782 278) or visit subaru.co.nz

do the spirit
of Subaru

