

SUBARU XV



SUBARU

Confidence in Motion



EVERYTHING YOU DO IS NOW FUN TO DO.

Introducing the fun-packed, all-new SUBARU XV. Featuring a combination of stylish urban design and rugged good looks, and new levels of capability to get excited about, it's the inspiration to live the life you want. Whether it's a night out on the town or a spur-of-the-moment weekend getaway, the SUBARU XV helps you do all the things you love, in style and in comfort. Every day can and should be, a joyful adventure.






FUN AT FIRST SIGHT.


You'll notice it at first glance. An exciting blend of form and functionality, the all-new SUBARU XV is always ready for a good time—just like you. Ride the waves at the beach. Go hit the trails, you can bike it or hike it. Spend a weekend away at the cabin. Or stay and discover all the hidden gems in the city. Whatever you do, you'll create memories and make stories you'll never forget.





FOLLOW WHAT EXCITES YOU.

Our goal is simple. It's to maximise the fun, every time you ride the all-new SUBARU XV. It's a capable SUV with smooth mobility and outstanding stability around turns that rival those of passenger cars. Combined with Symmetrical All-Wheel Drive, the responsive steering of the SUBARU XV lets you turn and move just as you intend. Get to your destination in comfort and in peace, whilst sharing the fun with your fellow adventurers.






CITY STYLE, COUNTRY CAPABLE.

The all-new SUBARU XV is always up for a challenge. The SUBARU XV instills confidence behind the wheel with its high driving position and excellent visibility, whilst conquering rough roads with Symmetrical All-Wheel Drive and its high ground clearance. Now, with the addition of X-MODE, it's more fun to drive than ever before and adds a whole new range of possible destinations for all your weekend journeys, and gets you there with peace of mind.



X-MODE ENGAGED.

X-MODE helps to give you reliable control with a push of a button. The technology of X-MODE takes command of the engine, transmission, Symmetrical AWD, brakes, and other components to safely navigate through challenging road conditions and varying terrain. When X-MODE is activated, Hill Descent Control automatically helps to maintain a constant speed when the SUBARU XV is travelling downhill.





LOAD IT WITH ADVENTURE, FILL IT WITH MEMORIES.

Shine your skis, polish your surfboards, and oil your bikes, because you'll be needing them. The all-new SUBARU XV features outstanding cargo capacity so you can bring all your life's accessories along. The SUBARU XV is ready when you are, to support you on all your urban and weekend outings.



SMART CARGO SOLUTIONS

The all-new SUBARU XV adds more utility to your enjoyable drive. The wide, almost square luggage compartment opening is much larger, allowing even easier luggage loading and unloading. Inside, there's even more space between the wheel housings. When you need more space, use the easy-to-use roof rails^{*1*2} to carry larger items.

^{*1} Optional.

^{*2} Requires purchase of an attachment to load cargo on the roof rails.



When you open the doors of the all-new SUBARU XV, you'll immediately notice its refined and sporty styling. More spacious and polished than ever before, the contoured seats provide a comfortable and enjoyable experience for you and all your passengers, even on those long rides.

YOUR JOURNEY BEGINS INSIDE.

01

01. POWER-SLIDING, TILT-ADJUSTABLE GLASS SUNROOF*

The all-new SUBARU XV comes with a sunroof to allow light in the cabin for a pleasant and comfortable ride for all.

02

02. FRONT SEAT STITCHING

The ultra-comfortable contoured front seats come with exciting new orange stitching that adds to the all-new SUBARU XV's fun factor.

03

03. REAR SEAT CENTRE ARMREST*

The interior of the all-new SUBARU XV offers comfort for all passengers, with cup holders in the rear seat centre armrest.

* Optional.





KEEP IN TOUCH.

The all-new SUBARU XV is equipped with a completely redesigned next-generation infotainment system that keeps you connected wherever you go. An available 8-inch*¹ touchscreen head unit display provides intuitive access to navigation*¹ and listening content, whilst a redesigned multifunction display informs drivers on key vehicle stats. Connectivity between the head unit display, meter display*², and multifunction display helps improve convenience, safety, and enjoyment. In touch and in control—that's how you'll always feel inside the SUBARU XV.

01. APPLE CARPLAY*³ AND ANDROID AUTO™*⁴

Use today's most popular apps with Apple CarPlay*³ and Android Auto*⁴. Voice recognition capabilities allow hands-free use, keeping everybody safe whilst reducing distractions when you're on the road.

02. MULTIFUNCTION DISPLAY*¹

The 6.3-inch LCD multifunction display at the top of the instrument panel provides you and your passengers with useful information in an easy-to-understand view. When the navigation system is in use, it connects to the multifunction display and shows turn-by-turn information when approaching intersections or turns.

03. METER DISPLAY*¹

Now easier to see with its larger screen, the 4.2-inch full-colour LCD meter display helps you understand useful driving information with a quick glance so you can keep your eyes on the road.



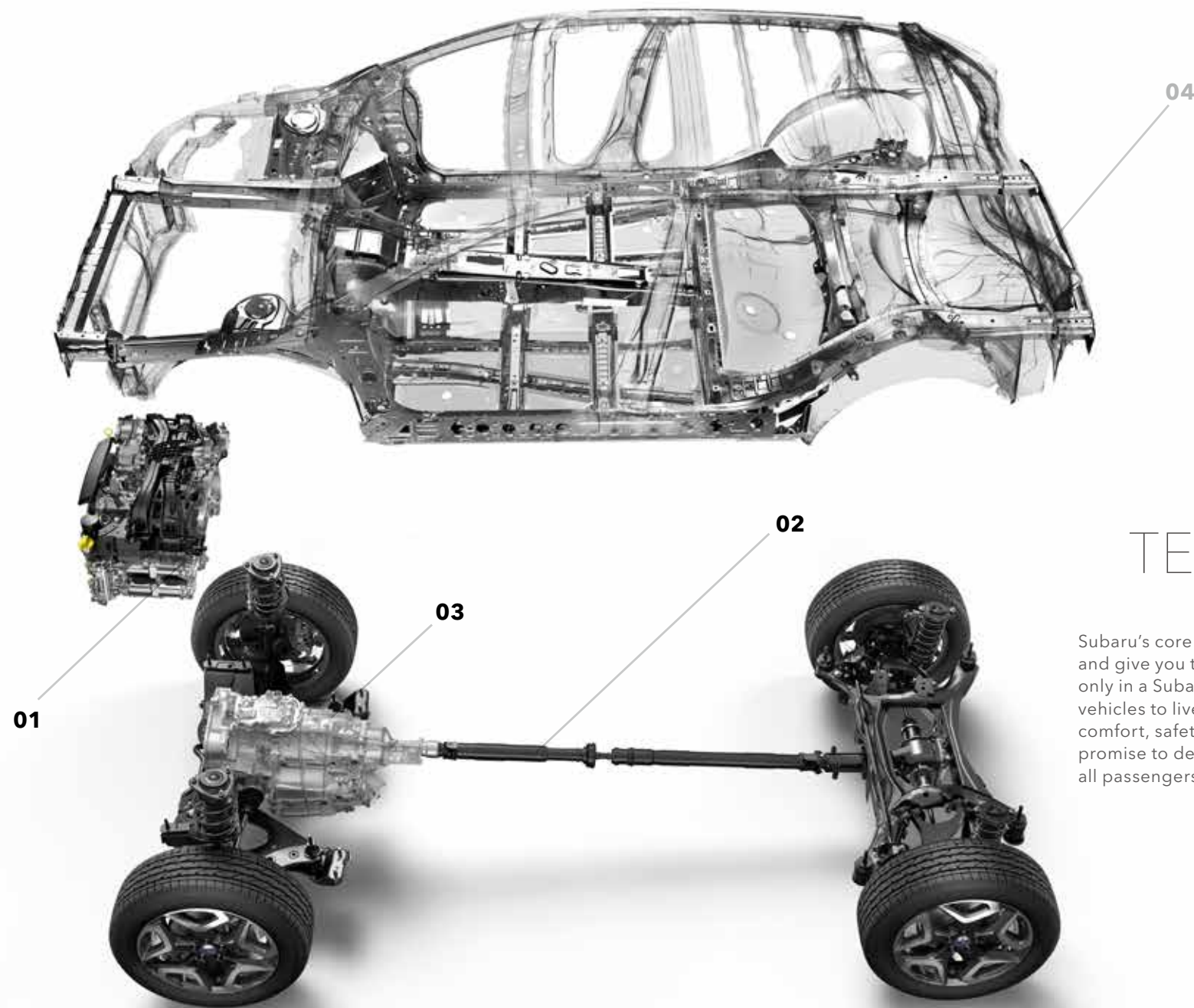
04. REAR VIEW CAMERA*¹

Conveniently manoeuvre the all-new SUBARU XV in tight city spaces with ease. When you shift into reverse gear, the camera displays a live colour image on the head unit display along with guidelines to assist you with parking.



*¹ Optional.
 *² Connectivity function only available in models with the 4.2-inch premium meter display.
 *³ Apple CarPlay is a trademark of Apple Inc., registered in the U.S. and other countries.
 *⁴ Android™ and Android Auto™ are trademarks of Google Inc.

Driver is always responsible for safe and attentive driving. Please refrain from operating the touchscreen whilst driving.

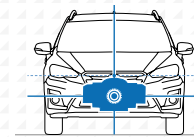


SUBARU CORE TECHNOLOGY

Subaru's core technologies identify the Subaru brand and give you the unique driving feel you can find only in a Subaru. These core systems allow Subaru vehicles to live up to its standards in performance, comfort, safety, and reliability whilst keeping its promise to deliver enjoyment and peace of mind to all passengers.

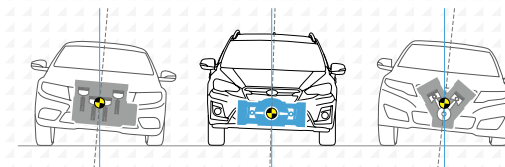
01 SUBARU BOXER ENGINE

A boxer engine, or a horizontally opposed engine, is an engine configuration in which its pistons move toward each other in a horizontal direction. Subaru has been solely committed to the SUBARU BOXER engine for over 50 years for its many advantages over other engine types, providing durability and reliable performance in its vehicles.



INCREASED STABILITY

The low centre of gravity and flat design give it better side-to-side stability than other engine types.



LONG-LASTING PERFORMANCE

The engine's flat design is inherently rigid and self-balancing, generating less vibration than other engine types.

02 SYMMETRICAL ALL-WHEEL DRIVE (AWD)

Subaru's Symmetrical AWD distributes power to all wheels for better traction on wet and slippery roads. Laid out in a horizontally symmetrical plane, this system has a well-balanced low centre of gravity design for a more stable and safer ride.

03 LINEARTRONIC + ACTIVE TORQUE SPLIT AWD

Lineartronic adjusts to any ratio in its range for smooth and stepless gear changes that keep the engine in its most efficient range for efficient and smooth acceleration, driving performance and better fuel efficiency. It comes paired with Subaru's active torque split AWD system. Its default torque of 60% front and 40% rear is adjusted up to a 50/50 split in response to real-time traction conditions.

04 SUBARU GLOBAL PLATFORM

The Subaru Global Platform (SGP) is the underlying platform that will underpin the next generation of Subaru vehicles. Enhancing all-around safety and performance, it goes beyond better performance to offer a driving feel you can only find in a Subaru. It's the future of Subaru—and delivers even more enjoyment and peace of mind to all drivers and passengers.

1. More Fun to Drive

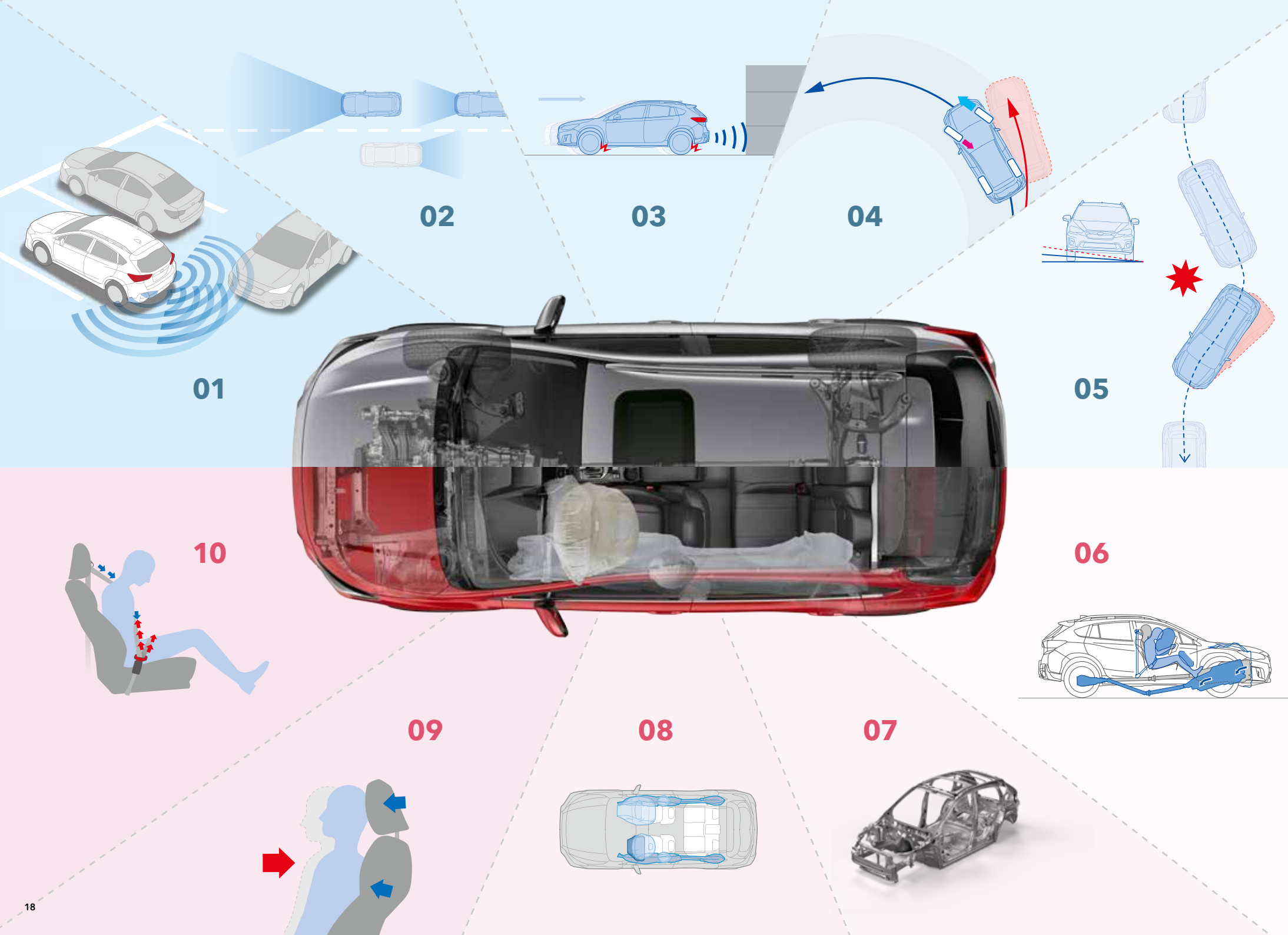
More responsive handling allows the driver to steer the car as intended, also increasing hazard avoidance. The result is a car that's safer and more fun to drive, even on long trips. Even with its versatile high ground clearance, the all-new SUBARU XV overcomes turns like a passenger car.

2. Ride Comfort

Improvements in chassis rigidity, suspension, and stabilisers efficiently absorb shocks from the road and hide uneven surfaces, allowing more comfort and less fatigue on long rides.

3. Comfortable Cabin Space

Unpleasant vibrations or noise have been minimised to ensure all passengers enjoy the ride. Suspension improvements and a highly rigid chassis allow for a comfortable cabin interior for all.



ACTIVE SAFETY

SUBARU GLOBAL PLATFORM

The SGP's advancements throughout the chassis—higher rigidity, higher strength, lighter weight, better rolling resistance and responsive steering—particularly benefit these safety systems.

PASSIVE SAFETY

*1 The driver is always responsible for safe and attentive driving and observance of traffic regulations. Please do not depend solely on the Advanced Safety Package features for safe driving. There are limitations to the features of this system. See Owner's Manual for complete details on system operation and limitations. Please ask your retailer for more details.

*2 Optional.

*3 Effective when used in conjunction with seatbelts.

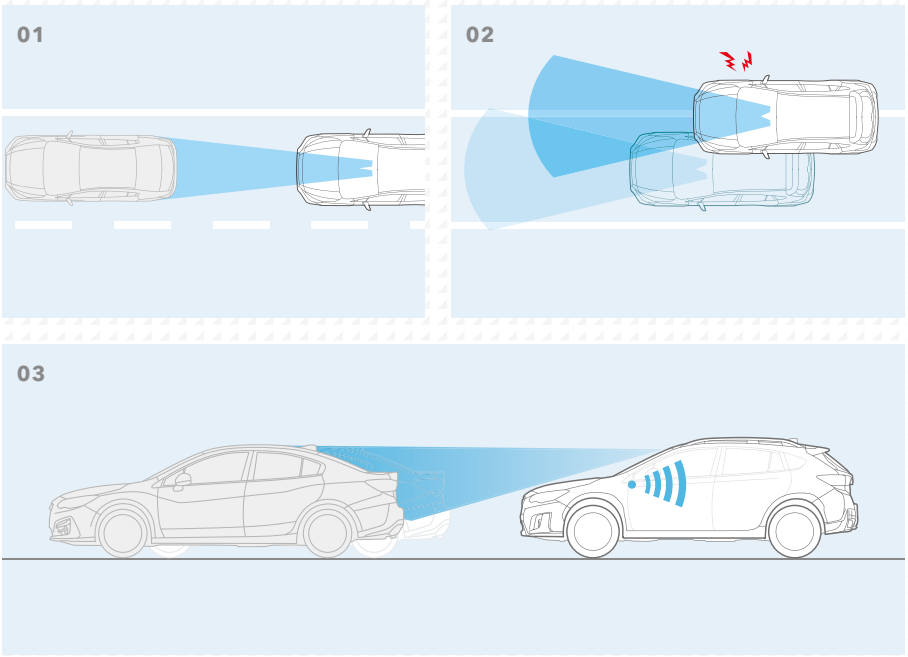
SUBARU'S WORLD-LEADING DRIVER ASSIST TECHNOLOGY

At Subaru, we believe in ALL-AROUND SAFETY, and an important part of that is pre-collision safety, making sincere efforts to ensure an accident never happens. That's why we created EyeSight*¹, Subaru's cutting-edge driving support system. Like a second pair of eyes for the road ahead, EyeSight uses two stereo cameras to capture three-dimensional colour images with excellent image recognition, nearly as capable as the human eye.

Using images from both cameras to precisely determine the shape, speed and distance, it not only detects vehicles but also motorbikes, bicycles, and pedestrians.*² When spotting potential danger, it warns the driver and even applies the brakes if necessary to help avoid an accident. With improved safety performance like this, EyeSight reduces the burden on the driver and enhances your sense of security in the SUBARU XV.



DRIVER ASSIST

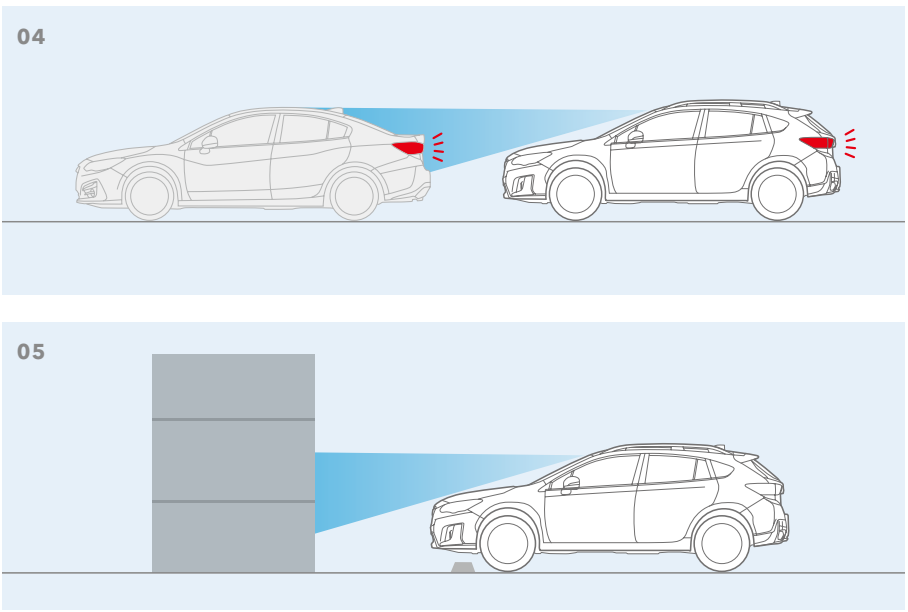


01. ADAPTIVE CRUISE CONTROL
EyeSight*¹ doesn't only maintain the speed the driver sets as traditional cruise control does. When it senses a vehicle in front, Adaptive Cruise Control adjusts the speed to keep a set distance from the lead vehicle by monitoring the distance and the difference of the speed. It adjusts the engine, transmission, and brake to keep your speed in line with the traffic flow in a wide range approximately from 0 km/h to 180 km/h. Designed for use on freeways, highways, and similar roads, Adaptive Cruise Control actually detects a lead vehicle and its brake lamps and can help keep pace in stop-and-go highway traffic for you—a comfort and convenience on long drives.

03. LEAD VEHICLE START ALERT
When you're at a stop and EyeSight senses that traffic has started moving again, Lead Vehicle Start Alert prompts the driver to take action with a buzzer and a flashing indicator.

02. LANE SWAY AND DEPARTURE WARNING
When you are distracted by fatigue and are wandering or drifting in a lane, Lane Sway Warning helps you stay alert with a buzzer and a flashing indicator. However, Lane Sway Warning only activates at speeds of approximately 60 km/h or more. When travelling at speeds of approximately 50 km/h or more and you accidentally drift to the edge of your lane and begin to depart your lane without signaling, Lane Departure Warning warns you with a buzzer and a flashing indicator before you leave your lane.

ACCIDENT PREVENTION



04. PRE-COLLISION BRAKING SYSTEM*²
When it senses an impending collision with a vehicle or other obstacle in front, the Pre-Collision Braking System can warn the driver with a buzzer and a light on your dash. If the driver still does not take evasive action to avoid the collision, the system can automatically apply the brakes to reduce any impact or, if possible, prevent the collision. If the driver takes evasive action to avoid a collision, Pre-Collision Brake Assist can act to aid the driver in preventing the collision.

*¹ EyeSight is a driving support system which may not operate optimally under all driving conditions. The driver is always responsible for safe and attentive driving and observance of traffic regulations. System effectiveness depends on many factors such as vehicle maintenance, weather, and road conditions. See Owner's Manual for complete details on system operation and limitations for EyeSight including functions in this brochure.

05. PRE-COLLISION THROTTLE MANAGEMENT
When EyeSight sees an obstacle in front of you and you put the vehicle in Drive instead of Reverse, Pre-Collision Throttle Management sounds several short beeps, turns on a flashing indicator and cuts the engine output to help you avoid a frontal collision.

*² Pre-Collision Braking System may not work in all situations. Depending on the speed difference from objects, the object's height, and other conditions, every situation may not meet the necessary conditions for EyeSight to work optimally.

Field of vision range from EyeSight (Not an actual measurement).


EXTERIOR COLOURS




CRYSTAL WHITE PEARL



ICE SILVER METALLIC



DARK GREY METALLIC



CRYSTAL BLACK SILICA



COOL GREY KHAKI



QUARTZ BLUE PEARL



DARK BLUE PEARL



PURE RED



SUNSHINE ORANGE

SEAT MATERIAL

BLACK LEATHER* (2.0i-S EyeSight / 2.0i-S / 1.6i-S EyeSight)



Seat Trim

Seat Backing

CHARCOAL FABRIC (1.6i-S)



Seat Trim

Seat Backing

CHARCOAL FABRIC (2.0i / 1.6i)



Seat Trim

Seat Backing

GREY LEATHER* (2.0i-S EyeSight / 2.0i-S / 1.6i-S EyeSight)



Seat Trim

Seat Backing

GREY FABRIC (1.6i-S)



Seat Trim

Seat Backing

GREY FABRIC (2.0i / 1.6i)



Seat Trim

Seat Backing

* Optional on 1.6i-S.

Owing to printing locations, colours may differ slightly from those shown in this chart.
In addition, colours and seat variations may vary according to the individual market.

01. Steering Responsive Headlights (SRH)*¹

When rounding a curve at night, the illumination direction of the headlights moves left or right according to the steering wheel to ensure visibility.

02. 18-inch Aluminium-alloy Wheels*¹

You'll immediately tell the all-new SUBARU XV apart from any other vehicle by its fun new wheel design. These durable and lightweight wheels show the SUBARU XV's powerful, lively, and unique personality.



05. 17-inch Aluminium-alloy Wheels

These stylish wheels are durable and lightweight, and show the all-new SUBARU XV's functionality and unique personality.



03. Roof Rails*¹*²

Ready to support your life's accessories, roof rails on the all-new SUBARU XV add more utility to your enjoyable drive.

04. Rear Fog Lamps

Increase your car's visibility to vehicles behind in poor weather. The new rear fog lamps are installed in the bumper and protected by claddings, adding to the stylish and powerful look of the all-new SUBARU XV.



06. Dual-zone Automatic Air-conditioning System*¹

The redesigned air-conditioning system distributes air efficiently and silently with improved vent directional flow for a more comfortable cabin in any weather.

07. Keyless Access and Push-button Start System*¹

Your key fob gives you easy keyless access into your vehicle and allows you to start the engine with a simple push of the start button.

08. USB and Auxiliary Audio Inputs

Plug your iPod*³ or other mobile music device into the standard AUX and USB input jack, and your music plays through the audio system of the SUBARU XV. Plus with two USB*¹ input trims, you can charge two devices at once.

*¹ Optional.

*² Requires purchase of an attachment to load cargo on the roof rails.

*³ Apple, iPhone and iPod are registered trademarks of Apple Inc.

SUBARU XV 2.0i-S / 2.0i-S EyeSight

DIMENSIONS: L x W x H: 4465 x 1800 x 1615* mm
 ENGINE: Horizontally opposed, 4-cylinder, DOHC 16-valve petrol direct injection
 CAPACITY: 1995 cc
 MAX OUTPUT: 115 kW (156 PS) / 6,000 rpm
 MAX TORQUE: 196 Nm (20.0 kgfm) / 4,000 rpm
 TRANSMISSION: Lineartronic, AWD



Sunshine Orange



Cool Grey Khaki

SUBARU XV 2.0i

DIMENSIONS: L x W x H: 4465 x 1800 x 1615* mm
 ENGINE: Horizontally opposed, 4-cylinder, DOHC 16-valve petrol direct injection
 CAPACITY: 1995 cc
 MAX OUTPUT: 115 kW (156 PS) / 6,000 rpm
 MAX TORQUE: 196 Nm (20.0 kgfm) / 4,000 rpm
 TRANSMISSION: Lineartronic, AWD



Ice Silver Metallic

SUBARU XV 1.6i-S / 1.6i-S EyeSight

DIMENSIONS: L x W x H: 4465 x 1800 x 1615* mm
 ENGINE: Horizontally opposed, 4-cylinder, DOHC 16-valve petrol
 CAPACITY: 1600 cc
 MAX OUTPUT: 84 kW (114 PS) / 6,200 rpm
 MAX TORQUE: 150 Nm (15.3 kgfm) / 3,600 rpm
 TRANSMISSION: Lineartronic, AWD



Crystal White Pearl

SUBARU XV 1.6i

DIMENSIONS: L x W x H: 4465 x 1800 x 1595 mm
 ENGINE: Horizontally opposed, 4-cylinder, DOHC 16-valve petrol
 CAPACITY: 1600 cc
 MAX OUTPUT: 84 kW (114 PS) / 6,200 rpm
 MAX TORQUE: 150 Nm (15.3 kgfm) / 3,600 rpm
 TRANSMISSION: Lineartronic, AWD



SUBARU INTERACTIVE EXPERIENCE

To help you explore all things Subaru, we offer various digital materials with a wide range of exciting, interactive content such as 360-views and videos.

eBrochure

Experience the Subaru dynamic eBrochure for more details, including videos, photos and more.

subaru-global.com/ebrochure



Web Homepage

Visit our global homepage for complete information and news about Subaru and our vehicles.

subaru-global.com



YouTube

Subscribe to our channel to see all the latest videos and join the conversation about Subaru.

youtube.com/user/SubaruGlobalTV

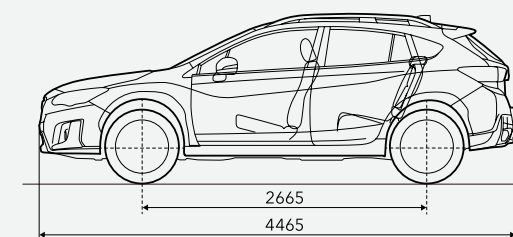
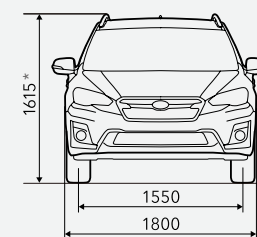


Facebook

Stay connected to our diverse Subaru community and be the first to hear the latest news directly from Subaru.

facebook.com/SUBARU.GLOBAL

DIMENSIONS



Dimensions are measured in accordance with standard measurement of SUBARU CORPORATION.

SUBARU CORPORATION reserves the right to alter specifications and equipment without notice. Details of specifications, equipment, colour availability and the accessory lineup are subject to suit local conditions and requirements. Please inquire at your local retailer for details of any changes that might be required for your area.

Not all features, options, or packages are available for all models and regions. See your specification sheet for availability. Please contact your local authorised Subaru retailer for more details.

* Models without roof rails have a height of 1595 mm.

PERSONALISE YOUR RIDE.

Whilst every SUBARU XV comes generously equipped, Subaru accessories are the perfect way to tailor your Subaru to your life and your style. Whether you want to add convenience, enhance functionality, or personalise your SUBARU XV's appearance, Subaru accessories are designed to provide the same fit and quality as your Subaru vehicle. For more details, ask for the accessory brochure or visit your nearest Subaru retailer.



- 01. Front Grille Winglet (Black/Orange)
- 02. Door Visor
- 03. Cargo Step Panel (Stainless)
- 04. Splash Board (Front/Rear)
- 05. Centre Console Tray
- 06. STI Shift Knob CVT



Please check your local Subaru retailer for applicability.



SUBARU CORPORATION

subaru-global.com

Printed in Japan (18BR GXE9 2017.05)