

WRX / WRX STI



SUBARU

Confidence in Motion



WRX

ALWAYS DEMAND MORE.

Do more of what you love to do, and make no apologies for it. The WRX was built to help you extract maximum excitement and adventure from every moment. No matter if it's during the journey or at the destination, you'll always be ready to live life to the fullest. With invigorating excitement on the road and support for all your adventures away from it, the WRX is ready to bring more of what you crave in life, daily.





WRX

EXHILARATING POWER AND CONTROL. AND LOOKS TO MATCH.

Inspired by Subaru's success in the motorsports arena, the WRX's sporty styling artfully blends a look of power with a form of elegance. The instantly recognisable LED headlamps* and front end design add to its low centre of gravity look. Lower, wider, and more aggressive, it conveys the WRX's speed and power potential. And the available 18-inch wheels command presence on the road, inspiring confidence whilst renewing your passion for driving.

*Optional.



WRX

THE POWER TO
ESCAPE LIMITS.
THE CONTROL
TO SHAPE POSSIBILITY.

Exhilarating agility. Breathtaking performance. If it were any more fun, you'd have to charge admission. With handling made exceptionally precise by the control of Symmetrical All-Wheel Drive and surprising versatility, it will make you see the world in a whole new way. The only thing the WRX won't do is let you take your eyes off it or forget the way it makes you feel.

TAKE CONTROL, AND TAKE IT TO THE LIMIT.

From the moment you first fire it up, the WRX all but begs you let it loose on whatever curvy stretch of asphalt you can find. Its frame has been made more rigid for improved controllability, and to make the most of every bit of ferocious grip coming from its Symmetrical All-Wheel Drive powertrain. Chassis roll rigidity, suspension coils and shock absorbers have all been fine-tuned to enhance overall control and stability for a quieter and more comfortable, and more exciting driving experience.

WRX





WRX STI

AN ATHLETE'S
SOUL.
A CHAMPION'S
HEART.

POWER DEFINES IT. YOU CONTROL IT.

Whilst the 2.5-litre turbocharged SUBARU BOXER engine generating 221 kW and 407 Nm of torque provides electrifying acceleration, driving performance isn't just about numbers. That's why the WRX STI was revamped to enhance overall driving feel. Its exceptional handling, made possible by a combination of the improved 6-speed manual transmission and Multi-mode Driver Controlled Centre Differential (DCCD), provides optimum differential control even on snowy roads. And combined with the stopping power from its Brembo* brakes and cross-drilled rotors, the WRX STI is more communicative, more responsive, and more exciting to drive in many situations.

* Brembo is a registered trademark of Brembo S.p.A.

WRX STI



WRX

You should always be the centre of attention.

The cockpit design of the WRX redefines driver-centric with intuitive controls and customisable displays, including the wider and high-definition 5.9-inch Multifunction Display. When you sit inside, you'll immediately feel the sporty and elegant feel of the shiny black interior. Enjoy the sport-design front seats as they keep you securely in place whilst conquering turn after turn. Wherever the road takes you, you'll be having a sporty and satisfying driving experience.



WRX STI

Designed to let your instincts take the lead.

Experience the exclusive STI feel admired by motor enthusiasts worldwide. As you start your engine in the cockpit of the WRX STI, the only thing that'll keep your adrenaline under control is the captivating and elegant black interior. Secure yourself with the sporty red seatbelts of the the plush and comfortable front seats as you enjoy the satisfying feel of the sporty shift knob as you overpower turns and straightaways. What's more, reading the wider, high-resolution 5.9-inch Multifunction Display comes naturally so you can be equipped with key vehicle information when you need it.



The driver is always responsible for safe and attentive driving and observance of traffic regulations.

Informed, entertained, and connected.

Going on the road doesn't mean you'll have to leave it all behind. Stay grounded, yet undistracted with technology that's intuitive and easy to use. The WRX and WRX STI keep you connected, on course with infotainment and audio systems that you can either control with the touch of your fingertips or the sound of your voice. And with smartphone and iPhone*1 connectivity, you're never free of your peers or playlists.



1 Sport Gauges with LCD Display

Vital driving information is only a glance away with these crisp, easy-to-read gauges. The easy-to-see white illumination and red needles perform a full sweep to get you ready for the drive. A 3.5-inch LCD display located in the centre of the array can be customised to put the information you desire right in your direct field of view.

3 Voice Recognition*2 and Siri Eyes Free*1*3

Your WRX or WRX STI has more hands-free options than ever before, thanks to intuitive Voice Recognition*2 and Siri Eyes Free*1*3 integration. Use Siri to link your compatible Apple*1 product to your WRX or WRX STI, allowing you to make hands-free calls, play music, check emails and search the web. Even without Siri, you can still have hands-free interaction with telephone and audio systems for added ease in every drive.



2 Multifunction Display

The wider and high-resolution 5.9-inch Multifunction Display is easier to read and shows you a variety of key vehicle information to enhance connection with your vehicle.




4 Rear View Camera

When the driver shifts into Reverse, the camera displays a live colour image on the in-dash display, along with guidelines to assist in parking manoeuvres.

*1 Apple, iPhone, and iPod are registered trademarks of Apple Inc.
*2 Voice Recognition is compatible with select languages only and cannot accept all languages.
*3 Siri-compatible Apple product (iPhone, iPad, iPod touch, etc.) required.

Driver is always responsible for safe and attentive driving. Please refrain from operating the touchscreen whilst driving.

Subaru Core Technology__



Symmetrical All-Wheel Drive

Providing a driving experience that's safe and also enjoyable is the top priority of Subaru engineers. That's why almost every Subaru vehicle comes equipped with Symmetrical All-Wheel Drive as a standard feature. For the utmost confidence and control, there's simply no substitute. Every day on the road presents unexpected conditions and unexpected events, and Symmetrical All-Wheel Drive helps drivers cope with these challenges by distributing torque to all four wheels, providing traction where front- or rear-wheel-drive cars falter. Whenever you're driving a Subaru equipped with Symmetrical All-Wheel Drive, rest assured you'll have peace of mind and confidence wherever you go.

Sport-tuned Chassis

Years of heated competition, extensive testing and advances in materials and engineering, have combined to inspire chassis designs for the WRX and WRX STI. Exceptional stability and lightning quick response were central to this development, as high-tensile steel was employed throughout the frame to increase its torsional rigidity and better control the vehicle's weight. What's more, the suspension was tuned to exacting standards with stiffer stabilisers, quicker spring rates, and improvements like stiffer pillow ball bushings. This expertly balances stiffness and compliance to create immediate response and an unprecedented connection between driver, car and the road.

Active Torque Vectoring

This technology helps make handling more precise, whilst allowing you to push your vehicle closer to the limit. As you enter a corner and lateral g-forces take hold, the system can route power to select wheels to help you keep your intended line. This means your WRX or WRX STI responds to your steering input more immediately and more engagingly.



1 SI-DRIVE

Subaru Intelligent Drive (SI-DRIVE) lets you adapt the driving character of the WRX*¹ or the WRX STI to your needs or desires. Whilst in Intelligent Mode [I], acceleration is smooth with an eye toward optimal efficiency. Select Sport Mode [S] for linear response, and versatile command of every condition. To extract the maximum response from the turbocharged engine, switch to Sport Sharp Mode [S#]. It gives you the most direct throttle response and precise rev control across the entire rpm range.

2 Multi-mode DCCD

The enhanced Multi-mode Driver Controlled Centre Differential (DCCD) has been revamped for even better handling ability. It allows you to dial-in the centre differential locking of the WRX STI and thereby shape its handling. Thanks to chassis advancements, electronic control is now used over the entire operating range to apportion torque to the front and rear wheels. Auto Mode finds the ideal power distribution for changing conditions, whilst Auto [+] keeps more power up front for increased traction. Auto [-] puts more power to the rear for tighter cornering, and the six-step Manual Mode lets you lock in your preferred handling characteristics.

3 2.5-litre DOHC Turbo SUBARU BOXER Engine

MAX OUTPUT	221 kW (300 PS) / 6,000 rpm
MAX TORQUE	407 Nm (41.5 kgfm) / 4,000 rpm
FUEL CONSUMPTION	10.9 lit./100 km* ²
CO ₂ EMISSIONS	252 g/km* ²

Few motors have the same reputation for pure excitement on any road as the 2.5-litre turbo of the WRX STI. It flawlessly fuses raw power with total poise as its turbo spools almost instantaneously and unleashes power for intense acceleration. Proven over the years, its performance has been made only more thrilling in the WRX STI.

4 2.0-litre Direct Injection Turbo SUBARU BOXER Engine

MAX OUTPUT	197 kW (268 PS) / 5,600 rpm
MAX TORQUE	350 Nm (35.7 kgfm) / 2,400 - 5,200 rpm
FUEL CONSUMPTION	8.6 lit./100 km* ² (Sport Lineartronic), 9.2 lit./100 km* ² (6MT)
CO ₂ EMISSIONS	199 g/km* ² (Sport Lineartronic), 213 g/km* ² (6MT)

Advanced direct injection technology makes it more efficient. And peak torque comes on more quickly for responsiveness that is easily accessible in any driving environment. What's more, a long, flat torque curve means the thrilling power of the WRX stays with you longer.

*1 Available only on Sport Lineartronic model.
*2 Fuel consumption and CO₂ emissions: according to ECE R101-01.

The confidence you need to seek the excitement you desire.

As you take the WRX and WRX STI to the edge, you'll have the peace of mind of knowing Subaru has given it exceptional safety characteristics. This includes the protection of a more resilient Ring-shaped Reinforcement Frame and driver's-side knee airbag. With the assistance of Multi-mode Vehicle Dynamics Control featuring Active Torque Vectoring, your vehicle can aid you in avoiding danger before it strikes. And your power to avoid it is enhanced by the one-of-a-kind poise and grip of Symmetrical All-Wheel Drive.



*1 SRS: Supplemental Restraint System. Effective when used in conjunction with seatbelts.
*2 The driver is always responsible for safe and attentive driving and observance of traffic regulations. Please do not depend solely on the Advanced Safety Package features for safe driving. There are limitations to the features of this system. See Owner's Manual for complete details on system operation and limitations. Please ask your retailer for more details.
*3 Optional.

Passive Safety

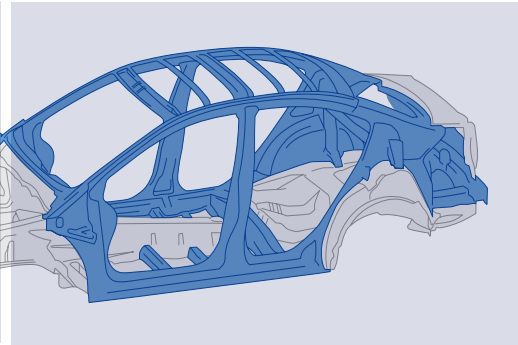
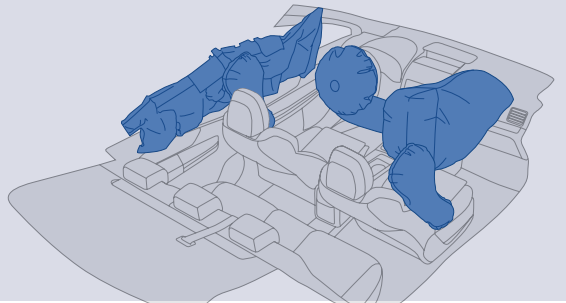


Whiplash-reducing Front Seats

The WRX and WRX STI feature whiplash-reducing front seats and energy-absorbing head restraints that can help better protect front occupants from injury during a rear collision.

SRS*1 Airbags

The WRX and WRX STI offer front SRS*1 airbags, front-side and curtain SRS*1 airbags, and a knee SRS*1 airbag that helps protect the driver's lower extremities.

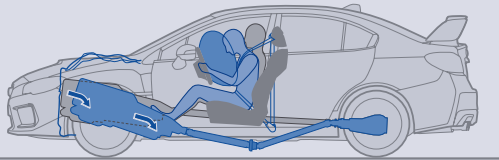


Ring-shaped Reinforcement Frame

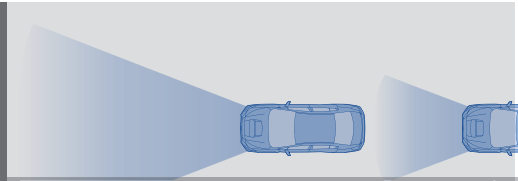
The Ring-shaped Reinforcement Frame strengthens the passenger cabin from the roof to the doors, pillars, and floor. This design works to divert and dissipate impact energy away from the occupants in a collision. It also contributes to strengthening and lightening the chassis, leading to greater reinforced protection.

Cabin-protecting Layout

Every Subaru goes above and beyond common practice when it comes to your safety. In the event of a head-on collision, your WRX or WRX STI's SUBARU BOXER engine and gearbox are designed to avoid rushing into the cabin for your protection.




Active Safety



Advanced Safety Package: High Beam Assist (HBA)*2*3

For increased awareness and visibility, the WRX and WRX STI feature High Beam Assist (HBA). HBA can automatically toggle between high and low beams depending on road conditions such as speed and oncoming traffic, enhancing visibility.

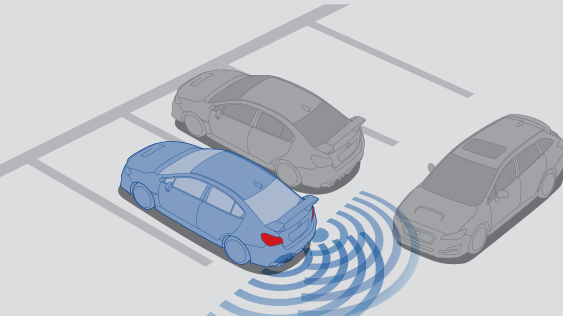


Brakes

The WRX and WRX STI feature technologies that improve braking, and your safety. Brake Assist helps you fully engage the brakes in an emergency. Brake Override can help you avoid a potential hazard by overriding the gas pedal input if both the brake and gas pedal are pressed at the same time.

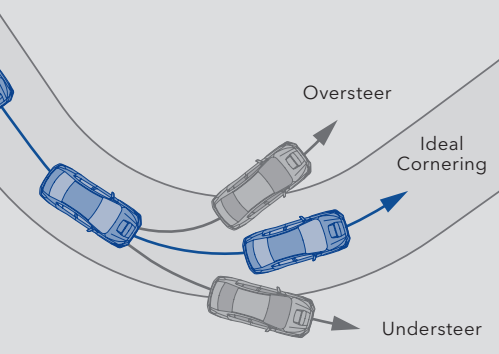
Advanced Safety Package: Subaru Rear Vehicle Detection (SRVD)*2*3

Subaru Rear Vehicle Detection (SRVD) uses sensors placed around the vehicle to alert you of vehicles in your rear blind spots for safer lane changes, and can also warn you of potential collision danger, whilst driving in reverse into a street with cross traffic.



Multi-mode Vehicle Dynamics Control System

Multi-mode Vehicle Dynamics Control System helps protect you from a detected loss of control whilst offering three distinct modes for flexible performance. Normal Mode fully engages the system. Change to Traction Mode to raise the threshold for intervention, thereby allowing you to maximise your control and the torque delivered to the wheels. You can even select Off Mode to deactivate Vehicle Dynamics Control.



WRX

DIMENSIONS	L x W x H: 4595 x 1795 x 1475 mm
ENGINE	Horizontally opposed, 4-cylinder, turbocharged DOHC, 16-valve, petrol
CAPACITY	1998 cc
MAX OUTPUT	197 kW (268 PS) / 5,600 rpm
MAX TORQUE	350 Nm (35.7 kgfm) / 2,400 rpm - 5,200 rpm
TRANSMISSION	6MT or Sport Lineartronic, AWD



Ice Silver Metallic

WRX STI

DIMENSIONS	L x W x H: 4595 x 1795 x 1475 mm
ENGINE	Horizontally opposed, 4-cylinder, turbocharged DOHC, 16-valve, petrol
CAPACITY	2457 cc
MAX OUTPUT	221 kW (300 PS) / 6,000 rpm
MAX TORQUE	407 Nm (41.5 kgfm) / 4,000 rpm
TRANSMISSION	6MT, DCCD AWD



WR Blue Pearl



Crystal Black Silica



Crystal White Pearl



Dark Grey Metallic




Ice Silver Metallic



Lapis Blue Pearl



Pure Red




WR Blue Pearl



Leather*¹ (WRX)



Fabric (WRX)



Ultrasuede®*² / Leather (WRX STI)

*1 Optional.
*2 Ultrasuede is a registered trademark of Toray Industries, Inc.

1 18-inch Aluminium-alloy Wheels (Dark Gun Metallic)

The race-inspired, sporty and powerful design of the new 18-inch aluminium-alloy wheels inspires power and performance, making driving more enjoyable.

2 JURID*1*2 Brake Pads

The JURID*1*2 brake pads offer a consistent pedal feel for a satisfying driving experience. The sporty red calipers accentuate the WRX's high-performance look.

3 LED Fog Lamps*1

The stylishly redesigned LED fog lamps and bezels add to the wide and low stance of the WRX's more aggressive front face styling, emphasising its performance potential.

4 Rear Diffuser and Twin Dual Tail Muffler

These enlarged tail mufflers hint at the sporty performance within.

5 Leather Seats with Lumbar Support*1

Find your ideal driving position with these sporty black seats. The power lumbar support helps reduce fatigue on those long drives.

6 Aluminium Pedals

Aluminium pedals are studded with grips for more sporty driving.

7 Paddle Shifters*3

Paddle shifters are mounted on the steering wheel for fingertip control, giving you the power to select the gear ratio of the Lineartronic that best suits your driving situation. They also provide a six-step manual mode for quick response on demand. The result is a sharper and sportier driving experience.

8 Rear Seat Armrest with Cup Holders

Enjoy front-row comfort in the second row with the rear seat armrest, which folds down for extra comfort.



1 LED Steering Responsive Headlights (SRH)

Powered by LEDs, these bifunctional headlamps combine low and high beams and are steering-responsive, providing good visibility around turns at night.

2 18-inch Aluminium-alloy Wheels (Dark Gun Metallic)

Sleek, stiff, and strong, the 18-inch aluminium-alloy wheels give the WRX STI an iconic look, with all the performance to match.

3 Brembo*4 Brakes

The ultimate name in high-performance braking: Brembo*4. The calipers come in an exclusive yellow paint for an eye-catching look, whilst the larger ventilated disc rotors help you drive with precision and control.

4 Rear Large Spoiler*1

Add more style with the aerodynamic Rear Large Spoiler for the WRX STI.

5 Dimpled Leather-wrapped D-shaped Steering Wheel with Red Stitching

Around every corner, you'll be thankful for the WRX STI Leather-wrapped D-shaped Steering Wheel. With stylish red stitching accents, this D-shaped wheel incorporates a dimpled texture for exhilarating handling and control.

6 Keyless Access with Push-button Start

Your key fob gives you easy keyless access. Simply grip the door handles to unlock them, and start the engine with a button. Even without your fob, a 5-digit PIN code can unlock the doors.

7 Dual-zone Automatic Air-conditioning System

Manage airflow and temperature of the driver and passenger sides independently with the available dual climate control. A microscopic filter helps keep dust out of the cabin.

8 Stainless Side Sill Plates

The WRX STI is decorated with elegant and stylish Stainless Side Sill Plates that are etched with three letters that spell thrilling performance: STI.



*1 Optional. *2 JURID is a trademark of Federal-Mogul Motorparts or one of its subsidiaries in one or more countries. *3 Available only on Sport Lineartronic model. *4 Brembo is a registered trademark of Brembo S.p.A.



Personalise your ride.

Whilst every WRX and WRX STI come generously equipped, Subaru accessories are the perfect way to tailor your Subaru to your life and your style. Whether you want to add convenience, enhance functionality, or personalise your WRX or WRX STI's appearance, Subaru accessories are designed to provide the same fit and quality as your Subaru vehicle. For more details, ask for the accessory brochure, or visit your nearest Subaru retailer.



Door Visor



Exhaust Finisher




Side Sill Plate



Carpet Mat Premium (LHD/RHD)



STI Shift Knob, Aluminium & Leather (6MT)



STI Quick Shift Linkage (6MT)



eBrochure

Experience the Subaru dynamic eBrochure for more details, including videos, photos and more.

subaru-global.com/ebrochure

Subaru Interactive Experience

To help you explore all things Subaru, we offer various digital materials with a wide range of exciting, interactive content such as 360-views and videos.

SUBARU CORPORATION reserves the right to alter specifications and equipment without notice. Details of specifications, equipment, colour availability and the accessory lineup are subject to suit local conditions and requirements. Please inquire at your local retailer for details of any changes that might be required for your area.



SUBARU
Confidence in Motion

Web Homepage

Visit our global homepage for complete information and news about Subaru and our vehicles.

subaru-global.com



YouTube

Subscribe to our channel to see all the latest videos and join the conversation about Subaru.

youtube.com/user/SubaruGlobalTV

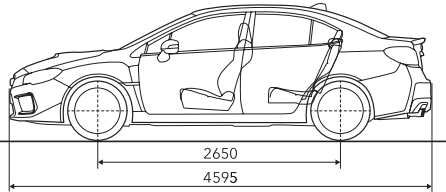
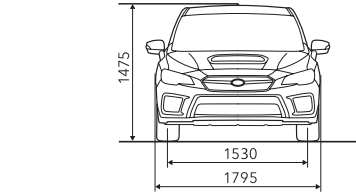


Facebook

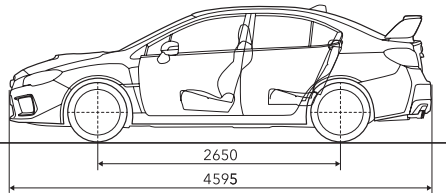
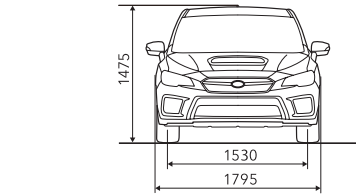
Stay connected to our diverse Subaru community, and be the first to hear the latest news directly from Subaru.

facebook.com/SUBARU.GLOBAL

WRX



WRX STI



Dimensions are measured in accordance with standard measurement of SUBARU CORPORATION.

Not all features, options, or packages are available for all models and regions. See your specification sheet for availability. Please contact your local authorised Subaru retailer for more details.



SUBARU CORPORATION

subaru-global.com

Printed in Japan (18BR GTE9 2017.07)