

# TRIBECA



TOTAL CONTROL



**SUBARU**  
ALL WHEEL DRIVE

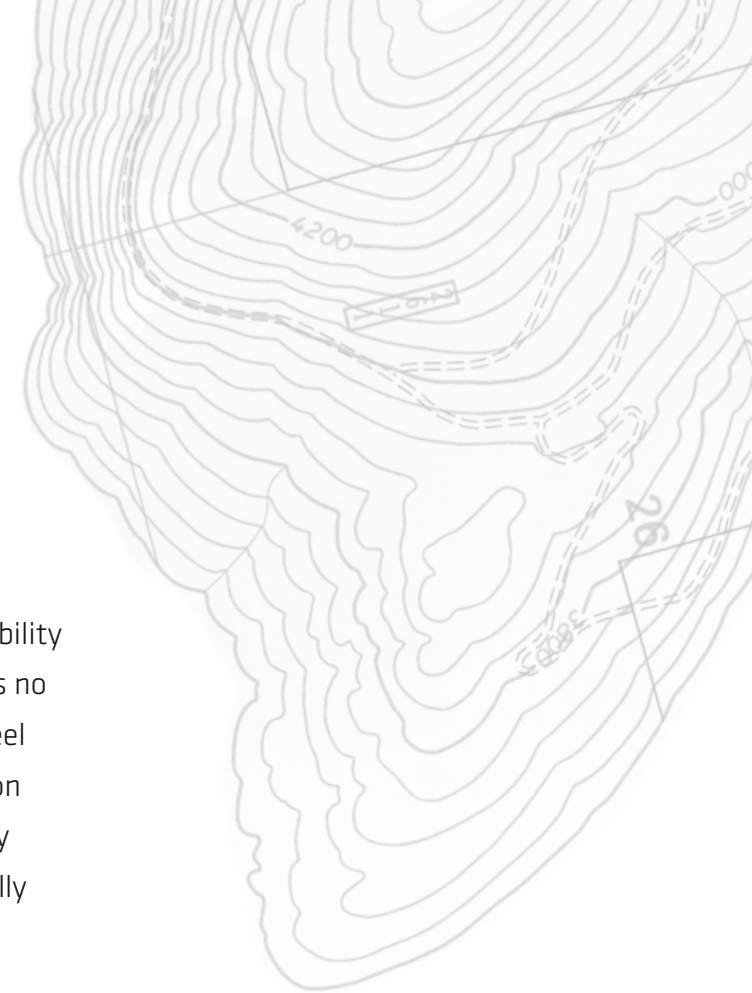


ALL  
WHEEL  
DRIVE



**BECAUSE FOUR WHEELS ALWAYS  
GRIP BETTER THAN TWO.**

Every Subaru is engineered to deliver the traction and stability of full-time All Wheel Drive. The new generation Tribeca is no exception. Power instantaneously transfers from any wheel that slips to any wheel that grips. In almost every situation Subaru All Wheel Drive provides better traction and safety than two wheel drive systems. That is why Subaru is totally committed to All Wheel Drive. It is simply superior.



# LOW CENTRE OF GRAVITY



**THE ENGINE IS LOWER.  
SO THE PERFORMANCE IS HIGHER.**


The horizontally-opposed cylinder configuration of the Subaru Boxer engine gives a lower, flatter profile than other engines.

The engine can be placed low in the engine bay, giving the overall vehicle a lower centre of gravity. It is this low centre of gravity that provides outstanding cornering ability and handling agility.





# SYMMETRY





**SYMMETRY EQUALS BALANCE.**  
**BALANCE EQUALS CONTROL.**

With its engine and drive-train in a symmetrical, straight line layout, power is routed to all four wheels directly, for perfectly natural balance and an innate sense of control. This symmetrical simplicity uses less parts, is lightweight, durable, reliable and highly efficient.



PROTECTION





**AIRBAGS SAVE LIVES.**  
**ALL WHEEL DRIVE SAVES AIRBAGS.**

Like every Subaru the new generation Tribeca has multiple collision avoidance technologies including All Wheel Drive, VDC stability and traction control, and ABS brakes with EBD and Brake Assist. Collision protection technology includes six airbags, ring shaped reinforcement frame anti-intrusion technology (like a roll cage), and a low-slung Boxer engine that is designed to push below the cabin in a severe frontal collision.



# ECOLOGY







## **TECHNOLOGY FOR GLOBAL ECOLOGY.**

A key element of the Subaru Ecology philosophy is creating vehicles with low fuel consumption and carbon emissions. The new generation Tribeca has been designed with improved fuel efficiency and CO<sub>2</sub> emissions in mind. Subaru Ecology is an environmental philosophy that embraces the entire life cycle of Subaru vehicles.

Each Tribeca is produced in an ISO14001 environmentally certified factory with zero direct landfill waste. All models in the range have been designed to meet or exceed EURO 4 emissions standards.



# 3.6R PREMIUM









# INTERIOR





# Subaru Symmetrical All Wheel Drive

## Subaru full-time All Wheel Drive

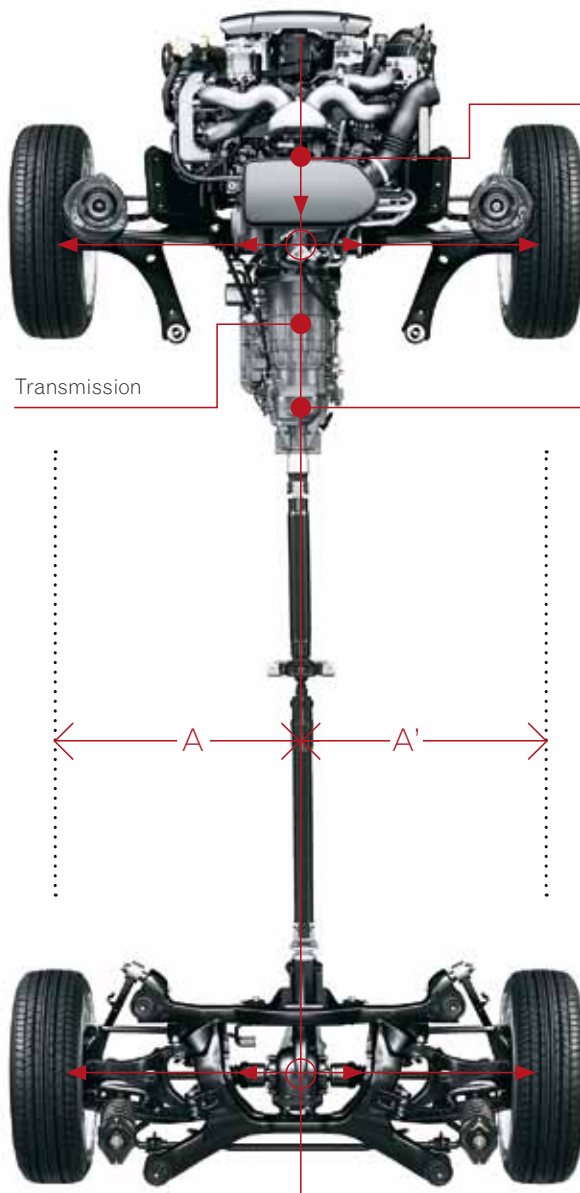
Every New Zealand new Subaru has symmetrical All Wheel Drive (AWD), producing optimum balance and control – a major element in the superb handling of the new Tribeca. That's why Subaru has a solid reputation for technology, safety and superior road holding. On tarmac and unsealed roads, AWD offers greater traction from all four wheels. It's a product of award-winning engineering developed over 35 years, including extensive real world testing – so the Tribeca you drive is set up to suit our unique New Zealand conditions.

## Subaru symmetrical drive trains

The components that drive your Subaru are all perfectly symmetrical. These include the horizontally-opposed "flat" Boxer engine (so-called because the sideways cylinder action resembles the punching action of a boxer); the transmission, propeller shaft and rear differential, which transfer power from engine to wheels are all laid out in a straight line. The result: ideal weight distribution, low centre of gravity and optimum balance for greater driver control and enjoyment. The system uses fewer parts and produces less movement than other types of engine and AWD combinations, leading to greater durability and noise reduction.







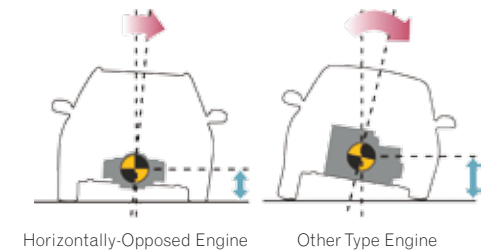
## Drive Subaru

Snow and sudden downpours are our favourite conditions – because that's where you'll fully appreciate the benefits of full-time All Wheel Drive. Challenging road surfaces bring the benefits of our advanced driving technology into focus.

## Three distinctive advantages

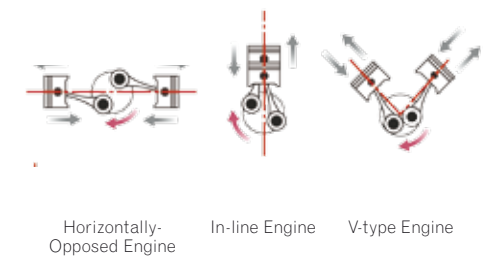
### Better balance

A low centre of gravity means less body roll, producing flatter cornering and improved response with the benefits of symmetrical All Wheel Drive grip. It means optimum stability in all conditions.



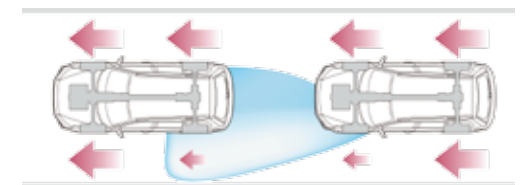
### Less vibration

Our horizontally-opposed engines are flat in shape and sit low in the engine bay, meaning less vibration, noise and therefore greater cabin comfort.



### More grip and traction

Symmetrical All Wheel Drive offers distinct advantages over two-wheel drives when cornering - increased traction and the reduced likelihood of oversteer or understeer.



# Performance Technology

## Subaru 3.6-litre DOHC Boxer Engine

Tribeca is powered by a newly designed larger 3.6-litre six-cylinder horizontally opposed Boxer engine that produces 190 kW of power at 6000 rpm and 350 Nm of torque at 4000 rpm. It offers an impressive braked towing capacity of 2000 kg. That makes it ideal for hauling mid-size caravans and recreational boat trailers. Tribeca features Subaru's Active Valve Control System (AVCS) and Variable Valve Lift, ensuring optimum power and torque output, complemented by improved fuel consumption and low exhaust emissions. The new 3.6-litre engine also runs on standard unleaded petrol making it an economical alternative to other large capacity engines. Linked to Subaru's symmetrical All Wheel Drive system, it's a formidable combination underlined by Subaru's reputation for great engineering, durability and reliability.

## Increased Capacity - Similar Size

The new 3.6-litre Subaru Boxer engine has been cleverly designed to increase capacity (for increased power and torque) whilst not significantly increasing the size or weight of the engine. Combine this with improved fuel economy and the use of standard unleaded petrol and you can see how Subaru Advanced Driving Technology works for you.



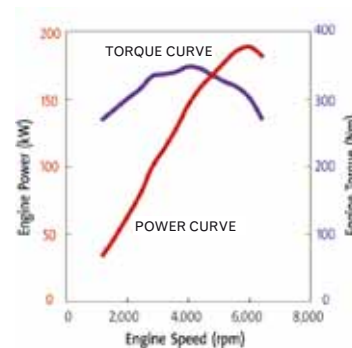
## Automatic Transmission

Tribeca features a newly designed responsive five-speed manual mode automatic transmission, which is among the lightest of its type. Manual mode allows you to change up or down gears with a touch of the gearstick whilst in "D" for drive mode. The close-ratio direct control type transmission has been developed to achieve smooth changes and cope with a variety of driving needs from towing to the stop-start of city driving. The intelligent automatic transmission system takes into account cornering, braking and acceleration rate in making optimum gear selection. It offers more flexibility in driving and draws on the fine engineering skills for which Subaru is famed. It is a perfect match to the new, more powerful 3.6-litre Subaru Boxer engine ensuring smooth power delivery and gear changing making new Tribeca a pleasure to drive.



## Power and Torque Performance Curves



Both power and torque curves clearly illustrate the strength of our 3.6-litre engine across the operating range. So, power and torque are delivered earlier in the rev range for a smoother, more refined driving experience.





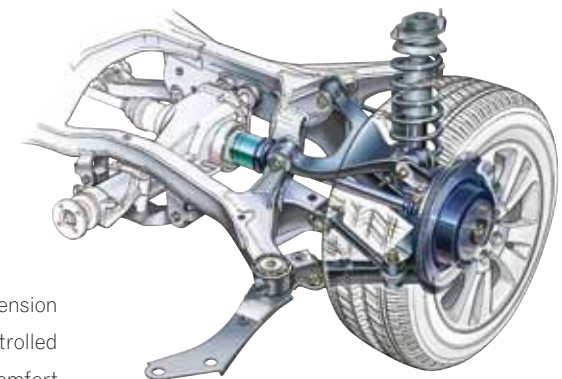
## Subaru Intelligent Chassis Design (SI-Chassis)

Our state of the art Subaru Intelligent Chassis and fully independent suspension system provides world-class control and stability, particularly when cornering. Light, yet strong and rigid components are used, with finely tuned suspension geometry and dynamics producing outstanding handling and consistent contact with the road. The engine mounting position is low for an even lower centre of gravity to improve stability. McPherson strut type independent front suspension, a double wishbone suspension system and power-assisted rack and pinion steering combine to provide a smooth, controlled ride with excellent road holding. The double wishbone rear suspension sits low, under the floor so it does not intrude into the spacious, rear cargo area. All links are attached to the sub frame, which ensures vibrations from the road surface are absorbed by the sub frame, resulting in reduced shocks to the vehicle itself and therefore a more comfortable drive.



## Front Suspension

This fully independent suspension system is at the cutting edge providing world-class control and stability, particularly when cornering.



## Rear Suspension

The double wishbone rear suspension system ensures a smooth, controlled ride with enhanced handling, comfort and quietness.

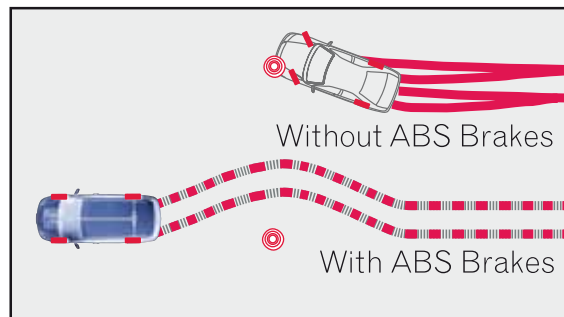
# Collision Avoidance

## Safety starts with Symmetrical All Wheel Drive

Refined over 35 years, Subaru symmetrical All Wheel Drive (AWD) supplies constant power to all four wheels – unlike many competitors that rely on part-time four-wheel drive, rear or front-wheel drive-only, all of which potentially provide less traction. With drive going to all four wheels, the traction - or grip - is approximately twice that of a two-wheel drive vehicle. The possibility of wheel spin is markedly reduced – increasing safety and control. The benefits of AWD can be experienced in everyday situations such as pulling out rapidly into traffic, particularly on an incline or slippery road; towing a boat up a wet and slippery ramp or driving slowly up a hill or accelerating rapidly on a slippery road.

## Sophisticated ABS Braking with EBD and Brake Assist

Tribeca has an Anti-lock Braking System (ABS) with four-wheel discs and Electronic Brake-force Distribution (EBD). EBD improves rear wheel braking in response to load shifting when decelerating. Every Tribeca also features Brake Assist. The Electronic Control Unit (ECU) detects panic braking and automatically applies optimum force, assisting driver operation in a linear fashion, in minimal time. Subaru uses an ultra-reliable four-sensor/four-channel/three phase ABS. This means when brakes are applied on a slippery road, each of the four sensors – one per wheel – monitor wheel speed and transmit the information to a computer. It then calculates which wheel is starting to lock and controls the braking force.



## Vehicle Dynamics Control (VDC)

Vehicle Dynamics Control (VDC) is a stability control system featured in every Tribeca. It is designed to give you optimum control in emergencies. VDC's heart is the ECU that uses information from sensors tracking wheel speed, steering position, longitudinal and lateral (sideways) G force, and yaw rate, to monitor forces that could destabilise vehicle running. In extreme situations, such as when swerving, sideslipping or entering a spin, VDC activates to control vehicle stability via torque distribution, power reduction or braking. In normal conditions, it only monitors vehicle dynamics and leaves the driver in control. But near the performance limits it gives you more control – producing a safer and more comfortable drive.





# Collision Protection



## ANCAP - 5 Star Occupant Safety Rating

Tribeca has a 5-star rating for occupant safety, awarded by the Australasian New Car Assessment Program (ANCAP) after independent testing. As with all Subaru models, the Tribeca cabin is surrounded by ring-shaped reinforcements that ensure optimum strength in the event of a collision. The Tribeca's flat Boxer engine is also designed to push under, rather than into, the cabin if a severe front collision occurs.



## Superior Passenger Protection

Safety is a Subaru priority and Tribeca offers dual front, dual front side and curtain airbags as standard equipment together with front seatbelt pretensioners and load limiters, seatbelt indicator lights and a three-point A/ELR rear centre seatbelt. Driver and front passenger seats have active head restraints. In a rear-end collision, the front head restraints tilt forward to immediately protect the head, minimising the possibility of whiplash. Tribeca is also equipped with a rollover sensor system that detects a potential vehicle rollover and deploys the standard side curtain airbags. The system also sets the front seatbelt pretensioners in anticipation of a rollover.



## Advanced Thinking in Body Design

As with all Subaru models, the Tribeca cabin is surrounded by ring shaped reinforcements, a network of frames that provide optimum strength in the event of an accident. They are a significant contributor to our excellent safety record, together with the tailored blank welding process that adds strength to the vehicle's pillars. Think of it as a cleverly engineered shield that Subaru engineers have built especially to protect you.



## Front, Side and Curtain Airbags

Dual front, dual front side and curtain airbags are standard in every Tribeca, offering optimum protection in the event of a frontal or side collision. The dual front airbags have two-stage inflators, meaning the speed of airbag deployment is related to the force of impact – in a relatively minor impact, at low or medium speeds, the airbags inflate in two stages. In a more severe high-speed impact, the front airbags deploy in one stage. It's clever safety technology that has earned Subaru accolades for its engineering of active and passive safety features across its entire range.



SRS\* dual front, dual front side and curtain airbags

## DataDot Technology

All Subaru Tribeca models are fitted with the latest advanced engine immobilisers and DataDot technology. Approximately 7,000 microscopic dots are laser-etched with your vehicle's unique VIN, then applied to the components via a patented spraying process. Window labels warn potential thieves that your vehicle and all its component parts will be easily identifiable for the authorities.



\*SRS = Supplemental Restraint System. Most effective when used in conjunction with seat belts.



# Subaru Ecology



Subaru Ecology is an environmental philosophy that embraces the entire life cycle of Subaru vehicles. Reducing waste in the vehicle manufacturing process, producing cars with increasing fuel efficiency and reduced carbon emissions, and improved recyclability of the vehicle at the end of its useful life.

## **Reducing Waste in Vehicle Manufacturing**

All Subaru vehicles are manufactured in plants with ISO14001 environmental accreditation. This has resulted in significant reductions in energy usage, CO<sub>2</sub> emissions, water usage and landfill waste. For example, Subaru has achieved zero direct landfill waste from its vehicle manufacturing operations at Gunma, Japan and Indiana, USA. And in the 2010 fiscal year, Subaru will have reduced the CO<sub>2</sub> emissions at manufacturing plants by 15% compared to 1990 levels.

## **Vehicle Fuel Economy and Emissions**

Another major focus has been on improving fuel economy and reducing carbon emissions. Two recent initiatives are the world-first Subaru Boxer Diesel engine and the world-leading Lineartronic™ transmission. The Legacy 2.0D Boxer Diesel sedan has fuel economy of just 5.9 l/100km (47 MPG) and CO<sub>2</sub> emissions of just 156 g/km. While the Legacy 2.5i Sport Lineartronic™ CVT petrol model has fuel economy of just 8.4 l/100km (33 MPG) and CO<sub>2</sub> emissions of 198 g/km.

## **Vehicle Recyclability**

Subaru has achieved an impressive 95% recyclability ratio on the Impreza model line, and now has a stated objective of achieving 95% recyclability on all vehicle models by 2015. Improved recyclability is achieved by using materials that are easy to recycle, easier identification of recyclable materials, and increased use of recycled materials in vehicle manufacture.

## **Electric Vehicle and Wind Turbine Technology**

In Japan Subaru has developed both wind-turbine electrical generation systems and several totally electric-powered vehicle models, the latest being the Subaru Stella plug-in. The combination of wind electricity generation and plug-in electric vehicle technology now makes ultra-low carbon emission transportation a reality.



# Subaru Service and Warranty

## Subaru Service Plan

Save up to 50% with a Subaru 3Year / 50,000km Scheduled Service Plan.

When you purchase your new Subaru you may also purchase a 3 year / 50,000km (whichever comes first) Scheduled Service Plan. The plan covers all scheduled servicing over the first 3 years or the first 50,000km and includes 24 hour Subaru Roadside Assist. This offer is not available to Fleet, Government, Rental or Operating Lease vehicles. For full details and pricing contact your nearest Subaru Authorised Dealer.



**Service  
Plan**

## Subaru 3 Year Unlimited km Warranty

Subaru provides a warranty for a period of 3 years with unlimited kilometres from the date of first registration against any manufacturing fault or defective materials.

The warranty does not cover maintenance items, wear and tear, scheduled servicing or consumable items such as tyres or lubricants.



**Warranty**

## Subaru Service and Subaru Genuine Care

Subaru is one of the world's most acclaimed high performance car marques. The use of genuine parts and service is important to get the best performance and safety from your Subaru vehicle. Our factory trained technicians have the expertise and advanced computer diagnostic tools to fully understand the advanced Subaru Boxer engine and Symmetrical All Wheel Drive technology and keep it humming.



**Genuine  
Care**





## TRIBECA AWARDS

- 2009** • Top safety pick U.S Insurance Institute of Highway Safety (IIHS)
- 2006** • Australasian New Car Assessment Program (ANCAP)  
5-Star Occupant Safety Rating
- U.S. Department of Transportation's National Highway Traffic Safety Administration (NHTSA)  
New Car Assessment Program (NCAP)  
5-star Frontal and Side-impact Crash Tests for Both the Driver and Passenger Seating Positions.
- U.S. Department of Transportation's National Highway Traffic Safety Administration (NHTSA)  
New Car Assessment Program (NCAP)  
4-star rollover resistance.
- Wards Auto World's, Interior of The Year Awards 2006, Best Interior Premium - Priced Crossover Utility Vehicle, Subaru Tribeca.



5-Star Occupant Safety Rating



Subaru drivers have won the New Zealand Rally Drivers Championships in 2001, 2002, 2003, 2004, 2005, 2006 & 2007.



Subaru drivers have won the New Zealand Rally Manufacturers Championship in 2005, 2006, 2007 & 2009.



Subaru drivers won the FIA World Rally Driver's Championship in 1995, 2001 and 2003.



Subaru drivers Possum Bourne and Cody Crocker have won the Australian Rally Driver's Championship from 1995 through to 2005.

subaru.co.nz

Subaru reserves the right to vary vehicle specifications and standard features in New Zealand from those detailed in this brochure.  
Vehicles shown in this brochure may be fitted with accessories or may feature equipment that is not available on New Zealand-spec models.  
Please check with your local Subaru Authorised Dealer. No part of this brochure can be reproduced without written permission from Subaru of New Zealand.  
Call: 0800 SUBARU (0800 782 278) or visit our web site: subaru.co.nz

TOTAL CONTROL



SUBARU  
ALL WHEEL DRIVE