

2006 SUBARU
BAJA



THINK. FEEL. DRIVE. It's about innovation. About merging utility, style and function. About rewriting conventions and making your own rules. In engineering a line of vehicles to get you exactly where you want to go, we present the Baja. Ruggedness for your adventures. Civilized versatility for daily use. The sport compact truck that embodies the power of independence.



Sport

Sport Powered by a 165-horsepower boxer engine, the Baja Sport comes with a power moonroof, roof rails with crossbars for greater versatility, and fog lights.

Turbo

Turbo Fortified by 210 turbocharged horsepower, the Baja Turbo also gives you an in-dash 6-disc CD changer and available leather-trimmed and heated front seats.





Baja Turbo shown in Atlantic Blue Pearl.

Subaru Boxer Engine

Press the accelerator to get outstanding power, along with a healthy dose of innovation. At the heart of the Baja is the SUBARU BOXER engine, with pistons laid flat in horizontal opposition. Used in every Subaru, this design lowers the center of gravity, providing more precise handling while increasing durability and reducing vibration. Balance. Stability. Power. It's what makes a Subaru, a Subaru.

Baja Sport Motivating the Baja Sport is a 165-horsepower 2.5-liter boxer engine that delivers spirited acceleration and impressive fuel economy of 23/28 mpg.¹ Like all Subaru engines, it's rally-proven for remarkable reliability and constructed of aluminum alloy for reduced weight.

Baja Turbo To get you to your destination even faster, the available turbocharged and intercooled 2.5-liter 4-cylinder engine stirs up a potent 210 horsepower and 235 lb-ft of torque. The Active Valve Control System delivers increased low-end power and greater breathing at higher engine speeds, so the intensified performance is there whenever you want it.




¹ With manual transmission.

Symmetrical All-Wheel Drive

All-wheel drive isn't unique. But our Symmetrical All-Wheel Drive (AWD) is. Its ideal equilibrium, with its fore, aft and lateral balance, helps ensure stability and poise. And its efficiency at transmitting power ensures greater grip and quick response to slippage. Providing more than just safety on slick roads, it delivers intensified performance on any road. All-wheel drive isn't just our heritage, it's our passion.



Transmissions Choose between our fully synchronized 5-speed manual transmission, or the optional smooth-shifting 4-speed automatic unit. The Turbo Leather Package provides an automatic with SPORTSHIFT® manual control for even better drivability.



Control The full-time AWD system in the Subaru Baja delivers power to all four wheels continuously, resulting in greater traction for more predictable handling. When slippage is detected, the system instantly transfers power from the wheels with the least amount of grip to the ones with the most. Enhanced adhesion. Maximum safety. More peace of mind.



Baja Turbo with Leather Package shown in Obsidian Black Pearl with accessory splash guards.

Features



Baja Turbo with Leather Package shown with Gray leather.

Most open-bed vehicles make you sacrifice comfort for versatility. Not so with the Baja. The refined cabin, upholstered in durable cloth, features such amenities as power windows and mirrors, ambient temperature gauge, keyless entry and in-dash CD player. Rear passengers will enjoy the full-size seats, cupholders, a storage bin and individual head restraints. In the Baja, civility doesn't take a back seat to capability.

Tinted glass moonroof All Baja models come standard with a power-tilt/sliding glass moonroof, which lets the sunshine and fresh air in at the touch of a button.

Baja Turbo Leather Package Step up to the luxury of leather, along with a 6-way power driver's seat, heated front seats and a 4-speed automatic. Also included is a hard, lockable cargo-bed cover.



Versatile Switchback System The cargo bed of the Baja comes with a standard scratch-resistant bedliner and provides 17.7 cu. ft. of space, either open or with an available cover. Got a long item to carry? Open the pass-through door, lower the flat-folding rear seat and put the item through into the passenger cabin. And for even greater cargo capacity for all your things, an accessory bed extender adds significantly more length, creating a space that's over 93 inches long.

Securing cargo Once the Baja is loaded with gear, anchor your belongings using the four tiedown hooks. The accessory cargo net helps secure multiple items without needing to fasten them individually. You can also opt for a cargo-bed cover to keep your stuff out of sight and out of reach.¹

¹ Included with Baja Turbo Leather Package.

Safety | Accessories



Accident avoidance Lower center of gravity due to SUBARU BOXER engine • Surefooted Symmetrical All-Wheel Drive • 4-wheel independent heavy-duty raised suspension • 4-wheel disc brakes • 4-channel, 4-sensor antilock braking system (ABS) • Responsive rack-and-pinion steering • Daytime Running Lights (DRL)

Safety We never rest in our enduring effort to devise better ways to protect passengers. Features like seatbelts with front pretensioners and force limiters, crumple zones, side-impact beams, front air bags and a Ring-Shaped Reinforcement Frame aid in minimizing the effects of a collision. To avoid trouble in the first place, we've engineered the Baja to give you maximum control. Our Symmetrical AWD and lower center of gravity work in concert with the 4-wheel independent suspension and rigid chassis for nimbleness and agility. At Subaru, every innovation is designed with your safety in mind.

Impact protection Dual front air bags (SRS)¹ • Dual-stage deployment front-passenger air bag (SRS)¹ • Height-adjustable front head restraints • Fixed-point individual rear head restraints • Front seatbelts with pretensioners and force limiters • 3-point rear seatbelts • Energy-absorbing collapsible steering column • Ring-Shaped Reinforcement Frame body structure



¹ Always wear seatbelts. Children should be properly restrained in the rear seat.

Accessories Outfit your Subaru to be as unique as your adventures. Backed by a 3-year/36,000-mile limited warranty,¹ Genuine Subaru Accessories help you take everything—and anything—you need.



Heavy-duty Roof Cargo Basket Shown with fork-mounted bike carrier and front-wheel holder (each sold separately). Accommodates up to 100 pounds.

Hood Protector Acrylic plastic wraparound design helps protect your Baja from stone chips and bugs.

Available Accessories

- Bed-mounted Bicycle Carrier
- Bed Extender
- Sport Activity Lights
- Cargo Nets
- Trailer Hitch
- All-weather floor mats
- Turbo Boost Gauge
- Autodimming Rearview Mirror with Compass
- Tweeter and speaker kits
- Subwoofer/amplifier
- 6-disc in-dash CD changer

For a complete list of available accessories, log on to www.subaru.com



Baja Turbo with Leather Package shown in Brilliant Silver Metallic with accessory splash guards and roof-mounted ski/snowboard attachment.

¹ Accessories backed by 3-year/36,000-mile New Car Limited Warranty when installed at time of vehicle purchase. For complete details on warranty coverage and exclusions, see your Subaru dealer or log on to www.subaru.com

Enjoying your Subaru for years to come—that’s the promise of our comprehensive warranties and roadside assistance program. It’s a fact attested by the nearly 97% of Subaru vehicles sold in the past 10 years that are still on the road today.¹ It’s the confidence you feel when you get behind the wheel.

New Car Limited Warranty 3 years or 36,000 miles, whichever comes first.

Wear Item Limited Warranty 3 years or 36,000 miles, whichever comes first.

Powertrain Limited Warranty 5 years or 60,000 miles, whichever comes first.

Rust Perforation Limited Warranty 5 years, unlimited mileage.

The Subaru Roadside Assistance Program covers all 2006 Subaru vehicles during the first 3 years or 36,000 miles, whichever comes first. By calling the toll-free number in the Owner’s Information Kit, Subaru owners can take advantage of any of the following benefits:

- 24-hour Roadside Assistance, seven days a week, 365 days a year, throughout the United States.
- Emergency Towing Service to the nearest authorized Subaru dealer.
- Emergency Roadside Assistance for jump starts, gasoline (up to two gallons), flat tire change, emergency lockout service (lost key or key is locked in the vehicle) and emergency fluid replacement.

Subaru Added Security® could be the most important option you choose. Protect your investment with a Subaru Added Security extended service contract—the **only** one backed by Subaru of America, Inc. Ask your salesperson for coverage details and assistance in selecting the plan that’s best for you, up to 7 years or 100,000 miles.



Stop by subaru.com to begin your Subaru experience. Here, you can find extensive information including specs, photos and reviews. Build your own Subaru, locate dealers and schedule a test drive. After your purchase, join my.subaru.com, where Subaru owners can access their vehicle’s service and warranty history, schedule appointments and much more.

subaru.com

For complete warranty and program information, including coverage and exclusions, see your Subaru dealer.
¹ Based on R. L. Polk & Co. vehicle registration statistics for period ending 6/30/03.


Paint



Atlantic Blue Pearl



Brilliant Silver Metallic




Obsidian Black Pearl

Upholstery



Dark Gray Flat Woven Cloth



Gray Leather

BAJA

Color Combinations

	SPORT			TURBO		TURBO WITH LEATHER PACKAGE	
	UPHOLSTERY	Dark Gray Flat Woven Cloth		Dark Gray Flat Woven Cloth		Gray Leather	
PAINT							
Atlantic Blue Pearl		•		•		•	
Brilliant Silver Metallic		•		•		•	
Obsidian Black Pearl		•		•		•	

• Available

ENGINE AND DRIVETRAIN	SPORT	TURBO
Engine	2.5-liter SOHC aluminum-alloy 16-valve horizontally opposed 4-cylinder SUBARU BOXER engine	2.5-liter DOHC intercooled, turbocharged aluminum-alloy 16-valve 4-cylinder horizontally opposed SUBARU BOXER engine with Active Valve Control System. Iridium spark plugs.
Power	165 hp @ 5,600 rpm	210 hp @ 5,600 rpm
Torque	166 lb-ft @ 4,000 rpm	235 lb-ft @ 3,600 rpm
Compression ratio	10.0:1	8.2:1
Bore and stroke	99.5 x 79 mm	99.5 x 79 mm
Intake system	Aluminum-alloy intake manifold	Aluminum-alloy intake manifold. Turbocharger with intercooler. Maximum boost pressure: 11.6 psi.
Fuel and ignition system	Sequential multiport fuel injection. Engine management with integrated self-diagnostics and adaptive driving habits capability. Distributorless electronic ignition – Baja Sport. Direct ignition and Electronic Throttle Control (ETC) – Baja Turbo.	
Manual transmission	Standard fully synchronized 5-speed manual with clutch pedal-controlled starter interlock	
Automatic transmission	Optional 4-speed electronically controlled automatic	Optional 4-speed electronic direct-control automatic with SPORTSHIFT® manual control¹
Emissions	Certified Low Emission Vehicle Tier 2 (LEV2)	Certified Low Emission Vehicle (LEV)

FUEL

Fuel economy (city/highway)	Manual: 23/28 mpg Automatic: 21/28 mpg	Manual: 19/25 mpg Automatic: 18/23 mpg
Fuel requirement	Unleaded gasoline (87 octane)	Premium unleaded gasoline (91 octane) recommended

SYMMETRICAL ALL-WHEEL DRIVE

Continuous All-Wheel Drive	Baja Sport and Baja Turbo, equipped with 5-speed manual transmission, utilize a viscous-type locking center differential with torque distribution normally configured at a 50/50-split front-to-rear. If wheel speed differs between front and rear axles, the system helps distribute power to the wheels with the most traction.
Active All-Wheel Drive	Baja Sport, equipped with 4-speed automatic transmission, utilizes an electronically controlled variable multiplate transfer clutch and viscous-type limited-slip rear differential to distribute power to where traction is needed. Sensors monitor parameters such as wheel slippage, throttle position and braking to help determine torque distribution to the wheels with optimum traction.
Variable Torque Distribution (VTD)	Baja Turbo, equipped with 4-speed automatic transmission, utilizes an electronically controlled variable transfer clutch in conjunction with a planetary-type center differential. Torque distribution is normally configured at a performance-oriented rear-wheel-biased 45/55-split front-to-rear. Sensors monitor parameters such as wheel slippage, throttle position and braking to help determine torque distribution to the wheels with optimum traction.

CHASSIS

Steering	Engine-speed-sensing power-assisted rack-and-pinion. Turns lock-to-lock: 3.4. Turning circle: 36.7 ft.
Suspension	4-wheel independent heavy-duty raised suspension. Front: Strut-type with internal rebound spring and lower L-arm. Antidive geometry. Front stabilizer bar. Rear: Multilink with antilift geometry. Rear stabilizer bar.
Brakes	4-wheel disc, ventilated front. 4-channel, 4-sensor Antilock Braking System (ABS).
Brake discs	Front: 11.4 in./Rear: 11.3 in.

WHEELS AND TIRES

Wheels	16 x 6.5-inch 5-spoke aluminum-alloy. Silver finish.	Standard: 16 x 6.5-inch 5-spoke aluminum-alloy. Gray finish. Optional: 16 x 6.5-inch 6-spoke aluminum-alloy. Silver finish.¹
Tires	225/60 R16 97H M+S all-season	

EXTERIOR DIMENSIONS

Length	193.3 in.	
Height	65.1 in. (includes roof rails and crossbars)	
Width	70.1 in.	
Wheelbase	104.3 in.	
Track (front/rear)	57.7 in./57.7 in.	
Curb weight (manual/automatic)	3,480 lbs./3,545 lbs.	3,610 lbs./3,665 lbs. (3,735 lbs. with optional Leather Package)
Coefficient of drag (cd)	0.36	
Ground clearance	8.4 in.	
Angle of approach	18.7°	
Breakover angle	18.8°	19.2°
Angle of departure	20.4°	
Towing capacity (Class I)	2,400 lbs.	

INTERIOR DIMENSIONS

Headroom (front/rear)	38.3 in./37.3 in.
Legroom (front/rear)	43.3 in./33.5 in.
Shoulder room (front/rear)	53.9 in./53.6 in.
Cabin capacity	90.5 cu. ft.
Cargo bed	Length: 41.5 in. Width: 49.0 in. (between wheelhouses: 39.2 in.) Height: 17.0 in.
Cargo bed capacity	17.7 cu. ft.

EXTERIOR

	SPORT	TURBO
Multireflector low-beam and high-beam halogen headlights. Large multireflector halogen fog lights with stone guards.	●	●
Functional hood scoop (feeds turbocharger intercooler)	–	●
Lower-body cladding with enlarged front and rear fenders	●	●
Body-color painted bumpers and lower-body cladding	●	●
Black side mirrors and door handles	●	–
Body-color side mirrors and door handles	–	●
Two-speed windshield wipers with variable intermittent mode	●	●
Black-finish raised roof rails with crossbars (100 lbs. capacity)	●	●
Power tilt/sliding glass moonroof	●	●
Cargo bed with integrated bedliner, 4 tie-down hooks, cargo-bed light and chrome sport bars	●	●

SEATING AND TRIM

4-way manually adjustable driver's seat. 4-way manually adjustable front-passenger seat.	●	●
Heated 6-way power adjustable driver's seat with manually adjustable lumbar support. Heated 4-way manually adjustable front-passenger seat.	–	○ ¹
Switchback System: fold-down rear seatback with pass-through door to cargo-bed area	●	●
4-spoke steering wheel with manually adjustable tilt column	●	–
Leather-wrapped 4-spoke MOMO® brand steering wheel with manually adjustable tilt column. Leather-wrapped shifter handle.	–	●
Medium Gray metallic trim on dash and console	●	●
Carpeted floor mats	●	●

CONVENIENCE FEATURES

Keyless entry system with answer-back electronic chirp	●	●
Antitheft security system with answer-back electronic chirp	●	●
Power front and rear windows with driver's auto-down. Power mirrors.	●	●
In-dash storage compartment and illuminated glovebox. Sun visors with illuminated vanity mirrors.	●	●
Center console with armrest and enclosed storage compartment. 12-volt power outlet in center-console storage compartment.	●	●
Dual cupholders in center console. Dual rear cupholders in rear console.	●	●
Durable hard lining on back of rear seatbacks	●	●

INSTRUMENTATION

Analog speedometer, tachometer, coolant temperature and fuel gauges	●	●
Digital clock and odometer including dual-mode trip odometer. Digital ambient temperature gauge.	●	●

AUDIO SYSTEM

80-watt 4-speaker audio system with single-disc in-dash CD player	●	–
80-watt 4-speaker audio system with 6-disc in-dash CD changer	–	●

CLIMATE CONTROL

Manually adjustable CFC-free air conditioning system with rotary controls for temperature, 4-speed fan and airflow direction	●	●
--	---	---

SAFETY

Dual driver and front-passenger front air bags (SRS) ² Dual-stage deployment front-passenger front air bag (SRS) ²	●	●
Height-adjustable front seat head restraints. Fixed head restraints at both rear seating positions.	●	●
Height-adjustable 3-point front seatbelts with pretensioners and force limiters. 3-point rear seatbelts at all seating positions.	●	●
Energy-absorbing collapsible steering column	●	●
Ring-Shaped Reinforcement Frame body structure	●	●
LATCH system: Lower Anchors and Tethers for Children	●	●
Daytime Running Lights (DRL)	●	●

OPTIONAL EQUIPMENT

Baja Turbo Leather Package: Perforated leather-trimmed upholstery with Baja-embossed front seats, 6-way power adjustable driver's seat with manually adjustable lumbar support, Dual-mode heated front seats, 4-speed electronic direct-control automatic transmission with SPORTSHIFT manual control, 16 x 6.5-inch 6-spoke aluminum-alloy wheels, Lockable hard bed cover	–	○
--	---	---

● Standard ○ Optional – Not available

¹ Included with optional Leather Package.

² The Supplemental Restraint System (SRS) (air bags) affords the driver and front passenger additional protection in a moderate to severe frontal collision. This system provides supplemental protection only, and seatbelts must be worn in order to avoid injuries to out-of-position occupants upon bag deployment and to provide the best combined protection in a serious accident. Children should always be properly restrained in the rear seat.

Some images shown are for illustration purposes only. Specifications in this brochure are based on the latest product information available at the time of publication. For the most up-to-date product information, log on to www.subaru.com. Some equipment shown in photography in this brochure is optional at extra cost. Specific options may be available only in combination with other options. Specific combinations of equipment or features may vary from time to time and by geographic area. Certain accessories and equipment may not be available at the time of publication. Subaru of America, Inc., reserves the right to change or discontinue at any time, without notice, prices, colors, materials, equipment, accessories, specifications, models and packages without incurring any obligation to make the same or similar changes on vehicles previously sold. Colors shown may vary due to reproduction and printing processes. This brochure was prepared by Subaru of America, Inc. A warranty from Subaru of America, Inc., is available only on cars sold to the first retail purchaser through an authorized Subaru dealer in the continental U.S. or Alaska. Subaru, SUBARU BOXER, Baja, Switchback, and MOMO are registered trademarks. SPORTSHIFT is a registered trademark of Prodrive Ltd. For more information, contact your Subaru dealer or log on to www.subaru.com.



Redefining possibility in three dimensions. | **Think. Feel. Drive.**