



# FORESTER







## Find Adventures, Everywhere

Meet the all-new Subaru Forester – your ultimate companion for every family adventure. With a bold, rugged design that speaks to its adventurous spirit, the Forester is as at home in the city as it is in the great outdoors. Thoughtfully crafted with family enjoyment in mind, it offers the perfect blend of confidence, reliability, and comfort to make each journey unforgettable. Wherever you go, the Forester is ready to make lasting memories together.

### Powered Gesture Tailgate\*\*1

When your hands are full, you can easily open and close the tailgate hands-free with a simple foot gesture, allowing you to load shopping bags, luggage, or gear with ease.

\*1 Available on Field and Touring models only.





# An SUV Built for Capability and Versatility

Step inside the all-new Forester and discover a world of intuitive technology at your fingertips. With an 11.6-inch infotainment touchscreen, you can effortlessly access music, navigation\*<sup>1</sup> and apps, featuring wireless Apple CarPlay™ and Android Auto™ integration. You can also enjoy a hassle-free, cable-free drive with wireless charging\*<sup>2</sup> and seamless connectivity—keeping you powered up and in control.

\*<sup>1</sup> Available on Field and Touring models only.  
\*<sup>2</sup> Availability and compatibility of wireless connectivity may vary depending on market specifications and the type of mobile phone or device used. Qi wireless charging may not be compatible with all mobile phones.  
\*<sup>3</sup> Driver is always responsible for safe and attentive driving. Please refrain from operating the touchscreen while driving.



Wireless Charger\*<sup>2</sup>



Wireless Apple CarPlay™ and Android Auto™\*<sup>3</sup>



## Enhanced Comfort

With class-leading space in both the front and rear seats, the Forester ensures every journey is as enjoyable as the destination. Generous shoulder, elbow, and legroom, combined with a thoughtfully designed seating arrangement and ample headroom, create a cabin that prioritises your comfort at every turn. Every detail has been meticulously crafted to make every ride a pleasure.

### 60/40-split Folding Rear Seats

Need more room? The 60/40-split rear seats fold flat at the touch of a button, and the low-profile roof rails are perfect for larger gear. With an impressive 1,796 litres of cargo capacity and an extra-wide rear gate opening, it's designed to accommodate all your essentials—and the extras, too.





# Share Your Stories on the Road

Advanced body framework enhancements minimise unwanted noise and vibrations, creating a serene cabin environment for both front and rear passengers. Whether you're navigating bustling city streets or tackling uneven terrain, every journey is smooth and stress-free. With a quiet interior that lets conversations flow naturally, you can enjoy quality time together, wherever the road takes you.

## Airflow Control System

Designed to enhance stability and ensure a smoother drive, the Forester delivers a steady, comfortable interior experience. This advanced system improves handling, promotes safety, and minimises swaying, ensuring every ride feels secure and refined.



Ergonomical Seats with Heating for Reduced Fatigue



# Where Confidence Meets Adventure

With the all-terrain capability of Subaru's Symmetrical All-Wheel Drive and the power of the Subaru Boxer engine, the Forester is ready for any adventure. Whether it's dirt, mud, snow, or rain, the Forester's dual-function X-MODE and 220mm of ground clearance ensure it's prepared to tackle every journey with confidence.

## Dual-function X-MODE

Blue skies aren't always guaranteed, and smooth, dry roads might not be on the horizon—but the Forester is ready for whatever lies ahead. With dual-function X-MODE, it provides dependable support for outdoor adventures and improved control when reversing, allowing you to tackle any terrain or weather conditions with confidence and ease.



## SI-DRIVE

With the press of a button, Subaru Intelligent Drive (SI-DRIVE) lets you tailor the throttle and gear-shifting response to suit your drive. Choose Sport Mode (S) for sharp, immediate acceleration or Intelligent Mode (I) for smoother, more fuel-efficient power delivery—perfect for navigating city streets or cruising on long journeys.






SUBARU  
CORE TECHNOLOGY

The Subaru  
Difference

Subaru's core technologies define what makes a Subaru a Subaru – and the unique driving experience that only our vehicles can provide. These core systems enable Subaru vehicles to live up to the brand's exceptional standards of performance, comfort, safety, and reliability. They also underpin Subaru's promise to deliver both driving enjoyment and peace of mind to every passenger.

01



02

01 Lineartronic + Active Torque Split AWD

Lineartronic ensures seamless, stepless gear changes by adjusting to any ratio within its range, keeping the engine in its optimal zone for smooth acceleration, enhanced driving performance, and improved fuel efficiency. Paired with Subaru's Active Torque Split AWD system, it provides a balanced front-to-rear torque distribution, automatically adjusting to real-time traction conditions for superior stability and control.

02 Subaru Boxer Engine

The horizontally-opposed configuration of the Subaru Boxer engine places pistons 180 degrees apart for a lower, flatter profile than other engine types, giving the whole car a low centre of gravity. One of the main benefits of this configuration is that the pistons' movements naturally counteract each other, helping to reduce vibration and noise, delivering a smoother driving experience.

03 Subaru Global Platform

The enhanced Subaru Global Platform, combined with Symmetrical All-Wheel Drive, brings the latest technology to ensure every passenger enjoys greater comfort and peace of mind. With significantly improved driving dynamics, the all-new Forester delivers a smoother, more engaging driving experience.

04 Full Inner Frame Structure

A full inner frame construction and wider structural adhesive use help reduce sudden body movements while driving. A unified feel of steering and vehicle movement provide better driving dynamics and stability on any road.

05 Subaru e-BOXER

For efficient driving, the Subaru e-BOXER system adjusts the power-split ratio between the dedicated 2.0-litre direct-injection engine and the electric motor to match the driving conditions. When paired with Lineartronic, the result is quiet, smooth, powerful performance - and a rewarding drive.

06 Driver Monitoring System

Driver Monitoring System is a state-of-the-art safety support system that utilises a dedicated camera and facial recognition software to monitor fatigue or lack of attention. It recognises up to five pre-registered drivers to provide customised driver settings for a comfortable, convenient, and personalised driving experience.

07 Perfectly-balanced Configuration

The design, shape and position of the Boxer engine results in the car having a very balanced weight distribution. This contributes to the car's excellent handling and offers increased stability compared to V or transverse engine types.



03



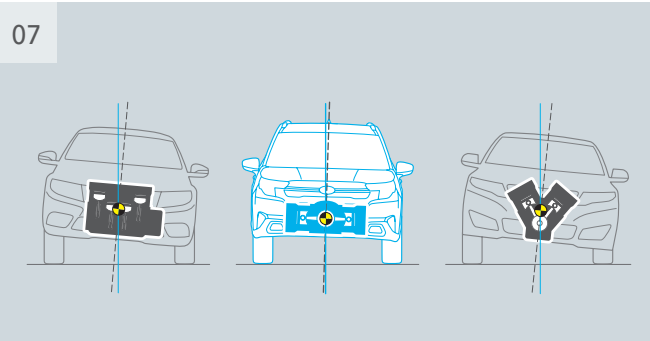
04



05



06



07





**Subaru's Latest EyeSight\*<sup>1</sup> Technology**

Subaru's latest EyeSight\*<sup>1</sup> technology, now featuring a wide-angle monocular camera, takes safety to the next level. By significantly expanding the detection range with front radar, it enhances protection for pedestrians and cyclists, providing even greater confidence on every journey.

# Advanced Safety for Every Journey

When your car gives you peace of mind, life becomes more enjoyable. That's why the all-new Forester prioritises your safety on every journey with EyeSight\*<sup>1</sup> technology and enhancements to the Subaru Global Platform. Plus, the newly added Emergency Driving Stop System helps keep you well-protected and confident behind the wheel, detecting and responding to potential driver-related issues.

\*<sup>1</sup> EyeSight is a driving support system which may not operate optimally under all driving conditions or for all objects. The driver is always responsible for safe and attentive driving and observance of traffic regulations. See Owner's Manual for complete details on system operation and limitations for EyeSight including functions in this brochure.

\*<sup>2</sup> The driver is always responsible for safe and attentive driving and observance of traffic regulations. Please do not depend solely on these safety features for safe driving. There are limitations to the recognition features of these system. See Owner's Manual for complete details on system operation and limitations.

## PRIMARY

Outstanding visibility, optimal driving position, and intuitive controls help keep you safe from the moment you enter your vehicle.

## PREVENTIVE

Advanced safety technologies such as EyeSight\*<sup>1</sup>, Rear Vehicle Detection\*<sup>2</sup> and High Beam Assist helps avoid collisions before they happen.

## ACTIVE

Core technologies like Symmetrical AWD and Subaru Global Platform help refine all the basic functions of a car - driving, turning, and braking.

## PASSIVE

Designed to keep passengers safe in the event of a collision with features like the cabin-protecting engine layout, Ring-Shaped Reinforcement Framed body, and SRS\*<sup>3</sup> airbags.

\*<sup>3</sup> SRS: Supplemental Restraint System. Must be used with seatbelts.

## EyeSight Driver Assist Features



**Front Pre-Collision Braking System\*<sup>1</sup>**

Provides audible and visual alerts, along with braking assistance, to help avoid collisions in situations with limited visibility, such as at junctions or when pulling out of a parking space.



**Intelligent Adaptive Cruise Control**

This allows the driver to set vehicle speed and distance to the car in front. It constantly monitors distance and speed then adjusts the engine, transmission and brakes accordingly to maintain speed in line with the traffic flow so you can enjoy a stress-free and smooth journey.



**Autonomous Emergency Steering**

Can help avoid a collision with a vehicle, pedestrian or bicycle when Pre-Collision Braking alone may not be sufficient by controlling the steering.



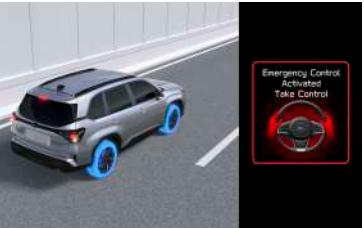
**Emergency Lane Keep Assist**

A stereo camera and rear corner radars monitor oncoming vehicles. If you try to change lanes without noticing that a vehicle in the adjacent lane is approaching, the system sounds a visual and audible alert and will offer gentle steering control.

### Other Driver Assist Features:

- Front Warning Assist
- Intelligent Speed Limiter
- Lane Centering Control
- Lane Sway and Departure Warning\*<sup>2</sup>
- Lead Vehicle Start Alert
- Pre-Collision Braking System
- Pre-Collision Throttle Management
- Support System for Driver Abnormality
- Traffic Sign Recognition

## Subaru All-Round Safety



**Emergency Driving Stop System**

Automatically brings the vehicle to a complete stop if it detects a prolonged lack of steering input from the driver, indicating a potential emergency. This system helps prevent collisions and enhances safety for both occupants and other road users.



**LED Cornering Lamps**

LED cornering lights enhance visibility during turns, illuminating the area ahead to help detect pedestrians and cyclists early, reducing the risk of accidents.



**360 Degree Camera**

Live images from cameras mounted around the vehicle are displayed on the central screen, providing high-quality 360-degree visual support for enhanced convenience and safety when parking and reversing.



**High Visibility**

Engineered for safety, the all-new Forester prioritises improved visibility in real-world driving scenarios. Clearer sightlines help spot obstructions early, providing peace of mind on every journey.

### Other Safety Features:

- Vehicle Dynamics Control + Active Torque Vectoring
- Auto Vehicle Hold
- Cabin-Protecting Layout
- Hazard Avoidance
- High Beam Assist
- SRS Airbags\*<sup>3</sup>
- Reverse Automatic Braking (RAB)
- Ring-shaped Reinforcement Frame
- LED Steering Responsive Headlights (SRH)
- Subaru Rear Vehicle Detection (SRVD)

For illustration purposes only. Not actual measurements.

\*<sup>1</sup> Pre-Collision Braking System may not work in all situations. Depending on the speed difference from objects, the object's height, and other conditions, every situation may not meet the necessary conditions for EyeSight to work optimally.

\*<sup>2</sup> Helps prevent unintended road departure, even on roads without lane markings. By recognising boundaries outside the road such as grass, it can assist with steering operation to keep your vehicle in the lane.

\*<sup>3</sup> SRS: Supplemental Restraint System. Must be used with seatbelts.



FORESTER 2.0i LIMITED

DIMENSIONS ..... L x W x H: 4670 x 1830 x 1730 mm  
POWER UNIT ..... Horizontally opposed, 4-cylinder, 2.0L DOHC 16-valve + Motor  
CAPACITY ..... 1995 cc  
MAX OUTPUT..... 136 PS @ 5600 rpm  
MAX TORQUE ..... 182 Nm @ 4000 rpm  
TRANSMISSION ..... Lineartronic, AWD



Brilliant Bronze Metallic



FORESTER 2.0i FIELD

DIMENSIONS ..... L x W x H: 4670 x 1830 x 1730 mm  
POWER UNIT ..... Horizontally opposed, 4-cylinder, 2.0L DOHC 16-valve + Motor  
CAPACITY ..... 1995 cc  
MAX OUTPUT ..... 136 PS @ 5600 rpm  
MAX TORQUE ..... 182 Nm @ 4000 rpm  
TRANSMISSION ..... Lineartronic, AWD



Crystal White Pearl



FORESTER 2.0i TOURING

DIMENSIONS ..... L x W x H: 4670 x 1830 x 1730 mm  
POWER UNIT ..... Horizontally opposed, 4-cylinder, 2.0L DOHC 16-valve + Motor  
CAPACITY ..... 1995 cc  
MAX OUTPUT ..... 136 PS @ 5600 rpm  
MAX TORQUE ..... 182 Nm @ 4000 rpm  
TRANSMISSION ..... Lineartronic, AWD



River Rock Pearl







01



02



03



04



05

**01 LED Headlamps**

Powered by LEDs, these bi-functional headlights combine low and high beams and are steering-responsive, ensuring good visibility around corners at night. High Beam Assist also increases visibility when driving at night by automatically toggling the high beams on and off when oncoming traffic is detected.

**02 19" Aluminium-Alloy Wheels\*1**

With a rugged appearance, aerodynamic design and high-quality finish, distinctive alloy wheels make the Forester stand out.

**03 LED Front Fog Lights**

Offering enhanced visibility and improved safety during night time driving, stylish LED fog lights complement the powerful look of the front face.

**04 Roof Rails**

Conveniently access the roof rails with the rear side sill steps. With the raised roof rails\*2 you can tie ropes or belts directly to the loops in the front and back for extra security and the low-profile roof rails\*1 allow you to throw bigger gear up top.

**05 Heated Seats and Heated Steering Wheel**

All trim levels feature heated front seats providing warmth up to shoulder level with three adjustable temperature settings. For added comfort the Touring trim adds heated rear seats\*1 and a heated steering wheel\*3 to take the chill out of winter journeys.

\*1 Touring model only.  
\*2 Limited and Field models only.  
\*3 Field and Touring models only.

**06 Power-Sliding, Tilt-Adjustable UV Glass Sunroof\*1**

In fine weather, it's easy to connect with the great outdoors. The inner-sliding sunroof quickly opens to allow daylight to flood into the cabin in seconds.

**07 10-Way Power Adjustable Driver's Seat (With Lumbar Support)**

Find your ideal driving position with this 10-way power adjustable driver's seat. Additional lumbar support provides enhanced comfort and stability for long journeys.

**08 Illuminated USB Ports (Front and Rear)**

Keep all your electronic devices fully charged with easily-accessed USB power ports for both front and rear passengers.

**09 Wireless Phone Charging**

Wirelessly charge your smartphone while you safely use the hands-free functionality to control everything from playing music to making calls.

**10 Boot Area**

With generous storage capacity and conveniently placed cargo hooks, you can easily pack all your equipment and baggage.



06




07



08




09



10

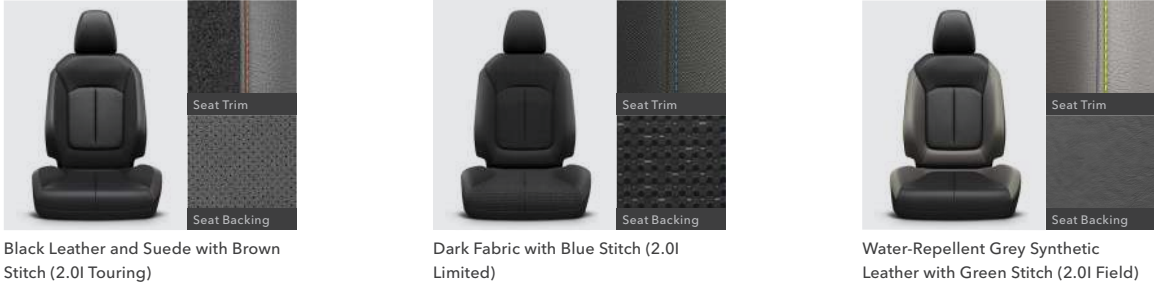


EXTERIOR COLOURS

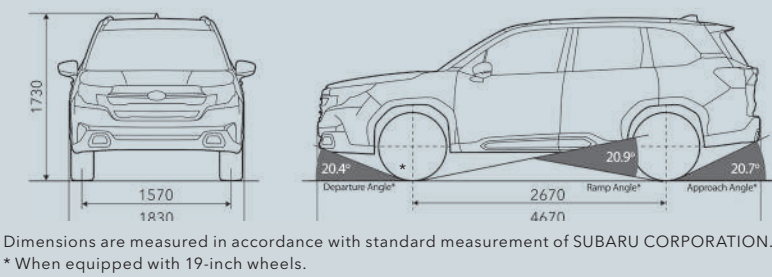


\*1 Not available on Field model.  
\*2 Special factory order only. Lead times may vary. For more information speak to your local Subaru retailer. Colour not available on Field model.

SEAT MATERIALS



DIMENSIONS



ACCESSORIES

PERSONALISE YOUR RIDE.

While every Forester comes generously equipped, Subaru accessories are the perfect way to tailor your Subaru to your life and your style. Whether you want to add convenience, enhance functionality, or personalise your Forester's appearance, Subaru accessories are designed to provide the same fit and quality as your Subaru vehicle. For more details, ask for the accessory brochure or visit your nearest Subaru retailer.



SUBARU DIGITAL EXPERIENCE



Visit the SUBARU UK website for the latest information about the SUBARU range.

[subaru.co.uk](http://subaru.co.uk)



Subscribe to our channel to see the latest SUBARU videos.

[youtube.com/officialsubaruuk](https://youtube.com/officialsubaruuk)



Stay connected with the SUBARU UK community and be the first to hear the latest news directly from SUBARU.

[facebook.com/OfficialSubaruUK](https://facebook.com/OfficialSubaruUK)  
[instagram.com/subaruuk](https://instagram.com/subaruuk)  
[twitter.com/subaruuk](https://twitter.com/subaruuk)



FORESTER EQUIPMENT

Item	Permanent Symmetrical AWD (All-Wheel Drive)		
	2.0i Limited	2.0i Field	2.0i Touring
	Automatic Transmission: Lineartronic®		
Exterior			
18" Dark Metallic Grey Machined Aluminium-Alloy Wheels	●		
18" Dark Metallic Grey Wheels Aluminium-Alloy Wheels		●	
19" Dark Grey Machined Wheels Aluminium-Alloy Wheels			●
Automatic LED Steering Responsive Headlights	●	●	●
High Beam Assist	●	●	●
LED Daytime Running Lights	●	●	●
LED Cornering Lamps	●	●	●
Front LED Fog Lights	●	●	●
Rear Fog Light	●	●	●
Automatic Rain Sensing Windscreen Wipers	●	●	●
Power-Folding & Heated Door Mirrors With Built-In LED Indicators	●	●	●
Gloss Black Painted Door Mirror Caps			●
Dark Grey Painted Door Mirror Caps	●	●	
Rear Privacy Glass		●	●
Sunroof - Power Sliding & Tilt-Adjustable UV Glass			●
Powered Gesture Tailgate		●	●
Roof Rails - Ladder Type Matt Black	●	●	
Roof Rails - Low Profile Solid Matt & Gloss Black			●
Roof Spoiler	●	●	●
Shark Fin Antenna	●	●	●
Single Tail Pipe	●	●	●
Seating & Trim			
Dark Fabric Seats With Blue Stitch	●		
Water-Repellent Grey Synthetic Leather Seats With Green Stitch		●	
Black Leather And Suede Insert Seats With Brown Stich			●
Leather-Wrapped 3-Spoke Steering Wheel With Silver Stitch	●		
Leather-Wrapped 3-Spoke Steering Wheel With Green Stitch		●	
Leather-Wrapped 3-Spoke Steering Wheel With Brown Stitch			●
Heated Steering Wheel		●	●
10-Way Power Adjustable Driver's Seat With Lumbar Support & Memory Function	●	●	●
8-Way Power Adjustable Passenger Seat	●	●	●
Heated Front Seats	●	●	●
Heated Rear Seats			●
60/40 Split Flat-Folding Rear Seats	●	●	●
Comfort & Convenience			
Power Front And Rear Windows With Driver & Front Passenger Auto Up/Down Function	●	●	●
Remote Control Central Locking	●	●	●
Keyless Entry & Push-Button Start System	●	●	●
Electric Parking Brake	●	●	●
Map Lights	●	●	●
Illuminated Vanity Mirrors (Driver & Front Passenger)	●	●	●
Dual Cup Holders In Centre Console	●	●	●
Door Pockets With Bottle Holders (All)	●	●	●
2x 12v Power Sockets (1x Front Row & 1x Boot Space)	●	●	●
Retractable & Removeable Parcel Shelf	●	●	●
Climate Control			
Dual-Zone Automatic Air-Conditioning System With Anti-Dust Filter	●	●	●
Windscreen Wiper De-Icer	●	●	●

Item	Permanent Symmetrical AWD (All-Wheel Drive)		
	2.0i Limited	2.0i Field	2.0i Touring
	Automatic Transmission: Lineartronic®		
Entertainment			
SUBARU 11.6-Inch Infotainment System	●	●	●
6 Speakers	●	●	●
Satellite Navigation		●	●
Wireless Apple CarPlay™ & Android Auto™	●	●	●
DAB Radio	●	●	●
Bluetooth®	●	●	●
Wireless Charger	●	●	●
Voice Recognition System	●	●	●
Illuminated Front Row Dual USB-A & USC-C Ports With Auxiliary Audio Input Jack		●	●
Illuminated Second Row Dual USB-A & USC-C Ports	●	●	●
Controls & Instruments			
Tilt-Adjustable / Telescopic Steering Wheel	●	●	●
Paddle Shifters	●	●	●
Drivability			
SI-Drive (SUBARU Intelligent Drive)*	●	●	●
X-MODE (2 Modes) & Hill Descent Control	●	●	●
Vehicle Dynamics Control System	●	●	●
Auto Vehicle Hold	●	●	●
Safety & Security			
EyeSight Version 4.0 - Includes: - Front Pre-Collision Braking System - Intelligent Adaptive Cruise Control - Autonomous Emergency Steering - Emergency Lane Keep Assist - Front Warning Assist - Intelligent Speed Limiter - Lane Centering Control - Lane Sway And Departure Warning - Lead Vehicle Start Alert - Pre-Collision Braking System - Pre-Collision Throttle Management - Support System For Driver Abnormality - Traffic Sign Recognition	●	●	●
Subaru Rear Vehicle Detection (SRVD) Includes: - Blind Spot Monitoring - Lane Change Assist - Rear Cross Traffic Alert - Reverse Automatic Braking	●	●	●
Driver Monitoring System	●	●	●
360 Degree Surround View Camera	●	●	●
Subaru Advanced Front Airbag System	●	●	●
Front Side Airbags (Driver & Front Passenger)	●	●	●
Curtain Airbags (Front & Rear)	●	●	●
Driver's Knee Airbag	●	●	●
Front Passenger Seat Cushion Airbag		●	●
Auto Dimming Rear View Mirror	●	●	●
Tyre Pressure Monitoring System	●	●	●
Occupant Detection System	●	●	●
Rear Seat Headrests For 3 Seating Positions	●	●	●
ISOFIX Adapted Child Rear Seat Anchors (With Tether Anchors)	●	●	●
Child-Proof Rear Door Locking	●	●	●
Thatcham Cat 1 Alarm System & Immobiliser		●	
Tyre Repair Kit	●	●	●

\* Two Available SI-Drive Modes: Intelligent Mode & Sport Mode.

FORESTER TECH

Item			Permanent Symmetrical AWD (All-Wheel Drive)		
			2.0i Limited	2.0i Field	2.0i Touring
			Automatic Transmission: Lineartronic*		
Engine					
Type			Horizontally-Opposed, 4-Cylinder, 4-Stroke, Petrol Engine		
Capacity			1,995		
Traction Battery			Lithium Ion Battery		
Capacity			1,995		
Compression Ratio			12.5		
Fuel System			Direct Fuel Injection		
Fuel Tank Capacity (Approx.)			48		
Performance					
Max. Output (DIN)			136 @ 5600		
Max. Torque (DIN)			182 @ 4000 rpm		
Max. Speed (Approx.)			116		
Acceleration (0-62 Mph)			12.2		
Fuel Consumption (WLTP)	Low	MPG	34.0		
	Mid	MPG	36.2		
	High	MPG	40.4		
	Extra-High	MPG	31.0		
	Combined	MPG	34.9		
CO2 Emissions Combined - WLTP			g/km183		
Dimensions & Weight					
Overall Length			mm4,670		
Overall Width (Including Mirrors)			mm1830 (2,062)		
Overall Height (With Roof Rails)			mm1,730		
Wheelbase			mm2,670		
Track	Front	mm	1,565	1,565	1,570
	Rear	mm	1,570	1,570	1,575
Ground Clearance			mm220		
Boot Volume	Seats Up	lit.	508		
	Seats Folded (With Sunroof)	lit.	1,679		
	Seats Folded (Without Sunroof)	lit.	1,731		
Seating Capacity			Persons.5		
Kerb Weight			kg1,6931,7071732		
Towing Capacity (Braked)			kg1870		
Towing Capacity (Unbraked)			kg750		
Transmission					
Gear Ratio	D Range (Lineartronic)		4.066 - 0.513		
	Reverse		3.689		
Final Drive Axle Ratio			3.900		
Chassis					
Steering			Pinion-Assist Type Electric Power Steering System		
Suspension (4-Wheel Independent)	Front		MacPherson Strut Type		
	Rear		Double Wishbone Type		
Brakes	Front		Ventilated Disc Brakes		
	Rear		Ventilated Disc Brakes		
Tyre/Wheel	Tyres		225/55R/18		235/50R/19
	Wheels		7J x 18"		7.5J x 19"
	Manufacturer & Model Name		SUMITOMO, FALKEN ZIEX ZE001A A/S		BRIDGESTONE, TURANZA EL450 A/S






The service intervals for the Subaru Forester are every 12 months / 12,000 miles, whichever comes sooner.

<sup>†</sup>The Subaru Forester is covered by a 3 year / 60,000 miles (whichever is sooner) Manufacturer's Warranty (bumper to bumper). <sup>^</sup>The Lithium-ion Traction Battery is covered by an 8 year / 100,000 miles (whichever is sooner) Warranty. Bodywork is covered by a 12 year Anti-Corrosion Warranty and paintwork is covered by a 3 year / 60,000 miles (whichever is sooner) Warranty. Added reassurance is provided by a comprehensive 3 year Recovery and Assistance package valid in the UK and Europe. For general terms and conditions visit [Subaru.co.uk](http://Subaru.co.uk).

Technical data and equipment based on the latest information available at the time of printing. Subaru (UK) Ltd. reserves the right to make changes at any time, without notice, in colours, materials, design, prices, equipment and specifications and to discontinue models. Customers are advised to consult their Subaru retailer on the precise details of warranties / guarantees and vehicles available for sale. Models specified are strictly subject to availability. Owing to the limitations of printing processes, the colours reproduced may not exactly match product colours. The contents of this brochure are the copyright of Subaru (UK) Ltd. and may not be copied or displayed for commercial purposes without the express permission of Subaru (UK) Ltd. © Subaru (UK) Ltd. E & O.E.

For details of your nearest Subaru retailer, visit [Subaru.co.uk](http://Subaru.co.uk).

 Subaru (UK) Ltd a subsidiary of International Motors Limited. Visit [subaru.co.uk](http://subaru.co.uk) or contact your local Subaru dealership for more information.

**3 YEAR**  
OR 60,000 MILES  
**WARRANTY<sup>†</sup>**

**8 YEAR**  
ELECTRIC BATTERY  
**WARRANTY<sup>^</sup>**

SFB099