

2023 Solterra



The all-new Subaru Solterra EV SUV. **Love is now electric.**





Adventure innovated.

Introducing the all-new Solterra.

It's all-electric, the first Subaru SUV of its kind. But make no mistake, the 2023 Solterra is a Subaru, first and foremost. That means you can expect capable engineering, versatile space and the latest advancements in keeping you safe. This isn't just any battery-powered SUV, it's the one that can power your next adventure.



**Adventurous
& Versatile**

There are other electric SUVs, but only the Solterra has standard Subaru Symmetrical All-Wheel Drive. This is paired with the smooth, linear output of dual electric motors, delivering impressive torque on demand, thanks to the intelligent design of Subaru StarDrive® technology. With X-MODE®, Grip Control and 8.3 inches of ground clearance, the Solterra is ready for whatever comes with the terrain.



**Safe &
Trusted**

96% of Subaru vehicles sold in the last 10 years are still on the road today,¹ and the Solterra is engineered to our high standards of longevity and safety. It's built on the strong e-Subaru Global Platform, and a host of EyeSight® Driver Assist Technologies² come standard. For even more peace of mind, there's also an available 360-degree surround-view camera system.³



Eco-Friendly

Up to 228 miles of EV range with the capability of standard AWD feels good.⁴ Zero emissions feels even better. And when you're able to charge at home overnight, it's like starting every day with a "full tank." The Solterra offers built-in fast-charging capability that allows it to achieve up to an 80% charge in about an hour.⁵ But for us, innovation isn't just about making cars—it's about making an impact. That's why Subaru is the largest corporate donor of the National Park Foundation and has provided over \$68 million to organizations working to conserve our parks.



**Intuitive &
Comfortable**

The spacious, well-connected Solterra caters to trips of all sizes. With standard wireless Apple CarPlay® and Android Auto™ integration, you can easily access your music and apps cord-free. Vehicle information is laid out right in front of you on a full LCD instrument cluster and an available 12.3-inch Subaru Multimedia display.³ For even more convenience, the Subaru Solterra Connect™ app⁶ lets you remotely turn on and adjust your climate controls, check the charging status and even set up your phone to use it as a Digital Key.⁷

1. Based on Experian Automotive non-luxury vehicles in operation vs. total new registrations for MY2012–2021 as of December 2021. 2. EyeSight Driver Assist Technologies may not operate optimally under all driving conditions. The driver is always responsible for safe and attentive driving. System effectiveness depends on many factors such as vehicle maintenance, weather and road conditions. See your Owner's Manual for complete details on system operation and limitations. 3. Availability varies by trim level. See your retailer for details. 4. 2023 EPA MPGe estimates, 228 miles for Solterra Premium trim, and 222 miles for Solterra Limited and Touring trims. Actual mileage may vary. 5. Charge time based on low charge warning light illumination to 80% charge using a 100kW DC fast charger. Charge times can vary depending on many factors, including temperature, type of charging system, and condition of the vehicle and battery. Frequent fast charging can permanently decrease battery capacity. See your Owner's Manual for complete system operation and details. 6. Subscription required. Includes trial subscriptions to Safety Connect, Service Connect, Remote Connect and Wi-Fi Connect services. Limited and Touring trims include trial subscriptions to Drive Connect. Wi-Fi Connect services are purchased separately through AT&T. See your retailer for details. 7. Digital Key not compatible with all vehicle features and functionality. See Owner's Manual for full details. Remote Connect subscription required; includes 1-year trial subscription. Availability varies by trim level. See your retailer for details.

Solterra Touring in Harbor Mist Gray Pearl with accessory and aftermarket equipment.

All-electric goes all places.

Both versatile and capable, with standard Subaru Symmetrical All-Wheel Drive and 8.3 inches of ground clearance, the Solterra can add to your list of possible destinations. Delivering a capable 249 lb-ft of torque, its dual electric motors create a noticeably smooth, linear output. To take on steep, slippery terrain, there's standard dual-function X-MODE with hill descent assist. And to handle your gear, there's up to 23.8 cu. ft. of cargo volume,¹ along with a 60/40 split-folding rear seatback for the adventures that demand even more room. Loading is simplified by a low load-in height, wide rear gate opening and cross bar mounting points. Plus, you can opt for a power rear gate² for even greater ease when it's time to pack up.



¹ With rear seatback raised. Cargo capacity varies by cargo floor height. ² Availability varies by trim level. See your retailer for details. ³ With rear seatback lowered. Cargo capacity varies by cargo floor height.





Subaru is ranked
#1 in safety in the
automotive industry.¹



Solterra Touring in Harbor Mist Gray Pearl.

An extra set of eyes every time you drive.

Every Solterra includes standard EyeSight Driver Assist Technologies.²



Pre-Collision System

A driver ahead unexpectedly hits the brakes or cuts you off. The Pre-Collision System warns you, applies brakes to help avoid impact and, at lower speeds, can even help you stop your Solterra.



Dynamic Radar Cruise Control with Lane Tracing Assist

Automatically helps keep you centered in your lane, at a safe distance behind the car in front of you—even in traffic and around curves.



Lane Departure Alert

You accidentally drift to the edge of your lane and begin to cross into another. Lane Departure Alert watches for lane markers and can alert you with visual and audible warnings before you leave your lane. It can even help steer you back into your proper course.



Acceleration Suppression at Low Speed

This system reduces accelerator sensitivity to help you avoid accidentally accelerating into the car in front of you while merging or if you unintentionally put your Solterra in Drive instead of Reverse.

¹ 2021 American Customer Satisfaction Index Survey of customers rating the performance of their own automobiles. ACSI is a registered trademark of American Customer Satisfaction Index LLC. ² EyeSight Driver Assist Technologies may not operate optimally under all driving conditions. The driver is always responsible for safe and attentive driving. System effectiveness depends on many factors such as vehicle maintenance, weather and road conditions. See your Owner's Manual for complete details on system operation and limitations.



Peace of mind is possible.

We gave the Solterra our latest advancements in safety, from its technologies to its body structure. It's built on the strong e-Subaru Global Platform with strategically placed crumple zones to help protect you and your passengers. Smartly designed systems like Safe Exit Assist,¹ Parking Support Brake² and a 360-degree surround-view camera offer extra reassurance.³ Plus, a host of active safety systems are available to help provide better all-around awareness.

Solterra Touring in Harbor Mist Gray Pearl.



Blind-Spot Monitor

Using radar sensors, Blind-Spot Monitor⁴ warns you with a visual indicator on your exterior mirror if it senses a vehicle in your blind spot. This system also alerts you with a flashing indicator on your exterior mirror if it senses a vehicle approaching at a higher speed in a neighboring lane and you signal for a lane change.



Rear Cross-Traffic Alert

Rear Cross-Traffic Alert⁴ uses radar sensors to help warn you of traffic approaching from the side as you are backing up, utilizing a flashing visual indicator on your exterior mirror and rear-vision camera display as well as an audible warning.



Parking Support Brake

Parking Support Brake² can detect objects directly behind your vehicle when backing up at a low speed and can help bring the Solterra to a stop if it detects an object within its range and the brakes have yet to be applied. There's also the rear-vision camera to help you keep an eye out. Plus, Parking Support Brake is available with pedestrian detection³ for even greater peace of mind.



Safe Exit Assist¹

After you park the Solterra, Safe Exit Assist can help avoid a potential door-opening accident by detecting approaching vehicles or moving objects and delivering an initial alert on the mirror. This is followed by additional visual and auditory alerts if you begin to open your door.

¹ Safe Exit Assist will not prevent the door from opening and is not a substitute for safe, attentive exiting. See your Owner's Manual for complete details on system operation and limitations. ² Parking Support Brake and Parking Support Brake with Pedestrian Detection are not substitutes for safe and attentive driving. System effectiveness depends on many factors, such as vehicle maintenance, pedestrian speed, weather and road conditions. Always exercise caution and use vehicle mirrors and the rear-vision camera when backing up. See your Owner's Manual for complete details on system operation and limitations. ³ Availability varies by trim level. See your retailer for details. ⁴ Blind-Spot Monitor and Rear Cross-Traffic Alert are systems designed to assist the driver by monitoring the rear and side areas of the vehicle during a lane change or reversing and are not a substitute for safe and attentive driving. See your Owner's Manual for complete details on system operation and limitations.



Solterra Limited in Smoked Carbon.

Do not connect or disconnect the plug if your hands are wet, and do not get the plug or outlet wet. Do not charge vehicle when there is possibility of lightning. See your Owner's Manual for complete details on system operation and limitations.

Doing your part is simpler than you think.

The Solterra not only produces zero emissions, it also streamlines electric driving. Its lithium-ion battery offers up to 228 miles of driving range,¹ along with the flexibility of AC/DC charging options, so you can charge your Solterra at the office, on the go, or at home overnight—just like you do with your phone. Plugging in at home is easy, and our partners at Qmerit can provide expert home charger installation. To help you find your nearest charging station, we've partnered with EVgo®, giving you access to over 46,000 U.S. charging locations.² Thanks to its fast-charging capability, the Solterra can be plugged in at any of the growing number of DC fast-charging stations nationwide, where it can get up to an 80% charge in about an hour.³ With Subaru StarDrive technology, you also have options tailored to your driving experience, including paddle shifter-adjustable regenerative braking, Power and Eco modes, plus S-Pedal Drive⁴—with additional regenerative braking power to help reduce the fatigue of switching between the gas and brake pedals.

1 2023 EPA MPGe estimates. 228 miles for Solterra Premium trim, and 222 miles for Solterra Limited and Touring trims. Actual mileage may vary. 2 46,000 includes locations through EVgo and EVgo roaming partners. Visit www.evgo.com/partner-roaming. 3 Charge time based on low charge warning light illumination to 80% charge using a 100kW DC fast charger. Charge times can vary depending on many factors, including temperature, type of charging system, and condition of the vehicle and battery. Frequent fast charging can permanently decrease battery capacity. See your Owner's Manual for complete system operation and details. 4 S-Pedal is not a substitute for safe and attentive driving. The driver must press the brake pedal to come to a complete stop. See your Owner's Manual for complete details on system operation and limitations.

Find quality time
anywhere.

If the journey is long, the Solterra helps it go by smoothly. Its interior welcomes you with up to 119.5 cu. ft. of interior space¹ that's strategically optimized to convey an open feel with a nearly flat floor and generous rear-seat legroom. You can also opt for a glass roof, easy-to-clean StarTex[®] upholstery,² heated and cooled front seats,² heated rear seats² and even a heated steering wheel.² For everyone's enjoyment, an available 11-speaker, 576-watt equivalent Harman Kardon[®] premium audio system² delivers crisp, clear sound.



Panoramic glass roof²



Heated rear seats² and USB ports



Harman Kardon[®] premium audio system²

¹ Interior volume varies by trim level and load floor height. Touring trim level shown, interior volume: 118.2 cu. ft. See your retailer for details.

² Availability varies by trim level. See your retailer for details.



Solterra Touring with Gray and Blue StarTex.

1 Availability varies by trim level. See your retailer for details. 2 Qi wireless charging may not be compatible with all mobile devices. When using the wireless charging system, avoid placing metal objects between the wireless charger and the mobile device when charging is active. Doing so may cause metal objects to become hot and could cause burns. 3 Digital Key not compatible with all vehicle features and functionality. See Owner's Manual for full details. Remote Connect subscription required; includes 1-year trial subscription. Availability varies by trim level. See your retailer for details. 4 Drive Connect subscription required; Limited and Touring trims include 1-year trial subscription. See your retailer for details. 5 Wi-Fi Connect subscription required; includes 30-day or up to 3 GB trial subscription for Wi-Fi hot spot. Wi-Fi Connect services are purchased separately through AT&T. See your retailer for details. 6 Subscription required. Includes trial subscriptions to Safety Connect, Service Connect, Remote Connect and Wi-Fi Connect services. Limited and Touring trims include trial subscriptions to Drive Connect. Wi-Fi Connect services are purchased separately through AT&T. See your retailer for details.

Tech without the learning curve.

Intuitive designs keep you connected in the Solterra. Standard wireless Apple CarPlay® and Android Auto™ integration let you access your music and apps. And with thoughtful conveniences, you can charge your smartphone wirelessly^{1,2} or even use it as your key.^{1,3} Important vehicle information is readily available on a full LCD instrument cluster and the available 12.3-inch Subaru Multimedia display.¹ If it's time to recharge your Solterra, your Subaru Multimedia system can help provide directions to the nearest charging station.⁴ There's even an available voice-activated "Hey, Subaru" Intelligent Assistant,⁴ along with built-in Wi-Fi capability⁵ to keep you in command of your trip. Plus, with the Subaru Solterra Connect app, you can access available features that allow you to control the vehicle temperature, lock and unlock your doors, check your vehicle charge status and more.⁶



Wireless Apple CarPlay® and Android Auto™



Wireless phone charging^{1,2}



15 | 2023 Solterra

Only a Subaru is **engineered like a Subaru.**

Confidence and capability are at the core of every Subaru, and the Solterra is no different. It's engineered to provide consistent traction in almost any condition, thanks to Subaru Symmetrical All-Wheel Drive. And it's built on a rigid body structure—a hallmark of Subaru vehicles—that offers better handling, control and comfort. These are all reasons why 96% of Subaru vehicles sold in the last 10 years are still on the road today.¹



Subaru is ranked **#1 in quality** in the automotive industry.¹



96% of Subaru vehicles sold in the last 10 years are still on the road today.²



According to Forbes, Subaru is among the **Top 10 Brands** consumers love.³



Subaru is ranked **#1 in safety** in the automotive industry.¹



Subaru is ranked **#1 in dependability** in the automotive industry.¹



Subaru is the **Most Trusted Brand** eight years running, according to Kelley Blue Book's KBB.com.⁴



2023 Solterra | Trim Levels



Solterra Premium

- SUBARU StarDrive all-electric drivetrain with 215 hp and 249 lb-ft of torque
- Subaru Symmetrical All-Wheel Drive
- Dual-function X-MODE with Grip Control
- 8.3 inches of ground clearance
- EyeSight Driver Assist Technologies⁵
- Auto-on/off LED Headlights with Automatic High Beam
- 18-inch aluminum-alloy wheels with aerodynamic wheel covers
- Heated exterior mirrors
- Integrated roof cross bar mounting points
- Privacy glass
- Drag-reducing rear lip spoiler
- Keyless Entry with Push-Button Start
- Cloth upholstery
- 6-way manually adjustable driver and front-passenger seats
- 4-mode heated front seats including auto setting
- Leather-wrapped steering wheel with integrated controls
- 8.0-inch SUBARU Multimedia with cloud-based navigation,⁶ wireless Apple CarPlay[®] and Android Auto[™] integration, Apple Music and Amazon Music integration,⁷ SiriusXM[®] includes 4-month Platinum Plan, dual illuminated USB-C input ports, USB-A input port, 6 speakers, AM/FM stereo, Bluetooth[®] audio streaming and hands-free phone connectivityWi-Fi Connect capability⁹
- 7.0-inch LCD instrument cluster
- Dual-zone automatic climate control
- Auto-up/down power windows front and rear
- Automatic anti-glare rearview mirror
- 60/40 split-folding and reclining rear seatback
- 4 tie-down hooks and 2 grocery bag hooks
- Front- and rear-passenger seatbelt warning light/chime and rear-seat reminder
- Dual illuminated USB-C rear seat charge ports
- Blind-Spot Monitor and Rear Cross-Traffic Alert¹⁰
- Safe Exit Assist¹¹
- Parking Support Brake¹²
- Solterra Connect enabled¹³; includes features and services such as Automatic Collision Notification, Remote Climate Control, vehicle charge status and vehicle health reports
- Subaru Parking Assist: Includes front and rear parking sensors, and rear camera with washer
- Welcome lighting



Solterra Limited

Includes Solterra Premium key features and adds:

- 20-inch aluminum-alloy wheels
- LED fog lights
- Roof rails
- Body-color split-design roof spoiler
- Power rear gate with height memory and vehicle lock button
- Power-folding exterior mirrors with integrated turn signals, and foot lighting
- Automatic tilt-down passenger side mirror
- Perforated, StarTex-trimmed upholstery
- 10-way power-adjustable driver seat with lumbar support
- Two-position memory driver seat and exterior mirrors
- 3-mode 360-degree heated steering wheel including auto setting
- 3-mode heated outboard rear seats12.3-inch SUBARU Multimedia with cloud-based navigation,⁶ wireless Apple CarPlay[®] and Android Auto[™] integration, Apple Music and Amazon Music integration,⁷ SiriusXM[®] includes 4-month Platinum Plan, dual illuminated USB-C input ports, USB-A port, AM/FM stereo, Bluetooth[®] audio streaming and hands-free phone connectivity
- Harman Kardon[®] 576-watt-equivalent premium audio system with 11 speakers
- Qi[®] wireless smartphone charging pad¹⁴
- Digital Key^{13,15}
- Panoramic View Monitor 360-degree camera system
- Advanced Park driver parking assistance¹⁶
- Parking Support Brake with pedestrian detection¹²
- Rain-sensing windshield wipers
- Automatic anti-glare rearview mirror with HomeLink[®]



Solterra Touring

Includes Solterra Limited key features and adds:

- Mono- and two-tone exterior paint schemes¹⁷
- Gloss black hood insert, B-pillar and rear-door finish panels
- Panoramic glass roof with power sunshade
- Keyless Entry (all doors) 4-mode ventilated front seats including auto setting
- Digital rearview mirror with HomeLink[®]
- Front and rear interior ambient lighting, doors and footwells
- Retractable cargo-area cover



Information current at time of printing.

Visit www.subaru.com for the most up-to-date product information.

1 2021 American Customer Satisfaction Index Survey of customers rating the performance of their own automobiles. ACSI is a registered trademark of American Customer Satisfaction Index LLC. 2 Based on Experian Automotive non-luxury vehicles in operation vs. total new registrations for MY2012-2021 as of December 2021. 3 Based on Forbes 2022 Halo 100, powered by HundredX. 4 2015-2022 Kelley Blue Book Brand Image Awards are based on the Brand Watch[™] study from Kelley Blue Book. Award calculated among non-luxury shoppers. For more information, visit www.kbb.com. Kelley Blue Book is a registered trademark of Kelley Blue Book Co., Inc. 5 EyeSight Driver Assist Technologies may not operate optimally under all driving conditions. The driver is always responsible for safe and attentive driving. System effectiveness depends on many factors such as vehicle maintenance, weather and road conditions. See your Owner's Manual for complete details on system operation and limitations. 6 Drive Connect subscription required; Limited and Touring trims include a 1-year trial subscription. See your retailer for details. 7 Apple Music and Amazon Music subscription sold separately. Wi-Fi Connect subscription required; includes 30-day trial subscription for integrated streaming services. Wi-Fi Connect services are purchased separately through AT&T. See your retailer for details. 8 All SiriusXM services require a subscription, sold separately by SiriusXM after the trial period. Your SiriusXM service will automatically stop at the end of your trial unless you decide to subscribe. If you decide to continue service, the subscription plan chosen will automatically renew and be charged according to your chosen payment method at the then-current rates. Fees and taxes apply. See the SiriusXM Customer Agreement & Privacy Policy at www.siriusxm.com for full terms and how to cancel, which includes online methods or calling 1-866-635-2349. Available in the 48 contiguous United States, D.C., and Puerto Rico (with coverage limits and capable receiver). Visit <http://www.siriusxm.com/FAQs> for most current service area information. Availability of some services and features is subject to device capabilities and location restrictions. All fees, content and features are subject to change. SiriusXM, Pandora and all related logos are trademarks of Sirius XM Radio Inc. and its respective subsidiaries. 9 Wi-Fi Connect subscription required; includes 30-day or up to 3 GB trial subscription for Wi-Fi hot spot. Wi-Fi Connect services are purchased separately through AT&T. See your retailer for details. 10 Blind-Spot Monitor and Rear Cross-Traffic Alert are systems designed to assist the driver by monitoring the rear and side areas of the vehicle during a lane change or reversing and are not a substitute for safe and attentive driving. 11 Safe Exit Assist (SEA) is designed to assist vehicle occupants by detecting approaching vehicles to help reduce door-opening accidents. If an approaching vehicle is detected, the system will display a warning light on the door mirror. If an occupant opens the door to exit, the system provides an additional visual warning on the meter display and an audible alert. Safe Exit Assist will not prevent the door from opening and is not a substitute for safe, attentive exiting. See your Owner's Manual for complete details on system operation and limitations. 12 The Parking Support Brake (PKSB) system is not a substitute for safe and attentive driving. System effectiveness depends on many factors, such as vehicle maintenance, weather and road conditions. Always exercise caution and use vehicle mirrors and the rear-vision camera when backing up. See your Owner's Manual for complete details on system operation and limitations. 13 Subscription required. Includes trial subscriptions to Safety Connect, Service Connect, Remote Connect and Wi-Fi Connect services. Limited and Touring trims include trial subscriptions to Drive Connect. Wi-Fi Connect services are purchased separately through AT&T. See your retailer for details. 14 Qi wireless charging may not be compatible with all mobile devices. When using the wireless charging system, avoid placing metal objects between the wireless charger and the mobile device when charging is active. Doing so may cause metal objects to become hot and could cause burns. 15 Digital Key not compatible with all vehicle features and functionality. See Owner's Manual for full details. Remote Connect subscription required; includes 1-year trial subscription. Availability varies by trim level. See your retailer for details. 16 Advanced Park is a system designed to assist the driver in parking situations using cameras and sensors to help guide the vehicle into parking spots. This system is not a substitute for safe and attentive driving. System effectiveness depends on many factors, such as vehicle maintenance, weather and road conditions. Always exercise caution and keep an eye on vehicle surroundings, mirrors and camera systems when parking. See your Owner's Manual for complete details on system operation and limitations. 17 Availability varies by vehicle color. See your retailer for details.

2023 Solterra | Specifications

Electric Motor and Drivetrain		Solterra
Motor Combined Power Torque	Dual 80kW permanent magnet AC synchronous electric motors with integrated transaxles and power inverters. 215 hp 249 lb.-ft.	●
Regenerative Braking	Paddle shifter controlled regenerative braking: 4-mode	●
	S-Pedal Drive one-pedal driving system ¹	●
Acceleration Control	Drive mode select system with ECO, Normal and Power modes	●
Traction and Stability		
All-Wheel Drive type	Subaru Symmetrical All-Wheel Drive	●
X-MODE	X-MODE optimizes electric motor output and transmission ratio, increases all-wheel drive system engagement and uses enhanced control of the VSC system to reduce or increase individual wheelspin, providing optimal traction on various types of terrain and low-friction surfaces. Dual-mode system with Snow/Dirt and Deep Snow/Mud modes.	●
Downhill Assist Control (DAC)	X-MODE also incorporates Downhill Assist Control that helps to maintain a constant vehicle speed when traveling downhill, enhancing vehicle control.	●
Grip Control	X-MODE also incorporates Grip Control to help determine road surface characteristics on level, inclining and declining rough roads, maintaining a constant speed to help prevent slippage.	●
Vehicle Stability Control (VSC)	VSC electronic stability control utilizes sensors that constantly monitor wheel speeds, steering angle, brake pressure, vehicle yaw rate and lateral g-forces. If VSC detects a difference between the driver's intended path and the one the vehicle is actually taking, VSC applies braking power and/or reduces front and rear motor torque to help correct vehicle path.	●
Active Cornering Assist (ACA)	Active Cornering Assist works in tandem with VSC applying braking power to the inside wheels, resulting in sharper turn-in, more neutral steering and higher cornering limits when turning.	●
Traction Control (TRAC)	VSC also incorporates all-wheel, all-speed Traction Control, which senses a loss of traction and applies braking force to the slipping wheel or wheels as necessary to maintain vehicle motion.	●
Brake Hold (BH)	Brake Hold helps to reduce driver fatigue by holding the vehicle in place when the vehicle is stopped, after the brake pedal has been released. Utilizing VSC and the Electronic Parking Brake, Brake Hold can hold the vehicle stationary on level, decline or incline surfaces.	●
High Voltage Battery		
MPGe	city/highway/combined ² Solterra Premium: 114/94/104 Solterra Limited and Solterra Touring: 111/93/102	●
Range	Solterra Premium: 228 miles Solterra Limited and Solterra Touring: 222 miles	●
Capacity	72.8 kWh	●
Level 2 Charging Max Speed	6.6 kW	●

2023 Solterra | Specifications

High Voltage Battery (continued)		Solterra
6.6 kW charging time (hr.) (Level 2: 240V at 32A) ³	9.5	●
DC Fast Charging Max Speed	100 kW	●
Chassis		
Steering	Adaptive Electric Power-assisted Rack-and-Pinion Steering (EPAS). Turning circle: 36.7 feet.	●
Suspension	4-wheel independent raised suspension. Front: Strut type with internal rebound spring. Steel lower L-arm. Stabilizer bar. Rear: Double-wishbone. Shock absorber with internal rebound spring. Stabilizer bar.	●
Brakes	4-wheel disc. Ventilated front and rear. 4-channel, 4-sensor ABS with Electronic Brake-force Distribution (EBD).	●
Brake Discs (front/rear)	12.9 inches/12.5 inches.	●
Brake Override System	If both brake and accelerator pedals are pressed simultaneously, the system reduces the operation of the accelerator pedal to help prevent unintentional vehicle acceleration.	●
Electronic Parking Brake	The Electronic Parking Brake utilizes an integrated electric motor in the rear calipers to activate the Electronic Parking Brake system.	●
Wheels and Tires		
Wheels	Solterra Premium: 18 x 7.5-inch aluminum-alloy with black and silver finish full wheel cover.	●
	Solterra Limited and Solterra Touring: 20 x 7.5-inch aluminum-alloy. Gray with machine finish and silver finish spoke inserts.	●
Tires	Solterra Premium: 235/60 R18 103V All-season.	●
	Solterra Limited and Solterra Touring: 235/50 R20 100V All-season.	●

● Standard ○ Optional — Not equipped

Some images shown are for illustration purposes only. Specifications and imagery in this brochure are based on the latest product information available at the time of publication. Production models may vary. For the most up-to-date and detailed product information, log on to www.subaru.com. Some equipment shown in photography in this brochure is optional at extra cost. Specific options may be available only in combination with other options. Specific combinations of equipment or features may vary from time to time and by geographic area. Certain accessories and equipment may not be available at the time of publication. Subaru of America, Inc., reserves the right to change or discontinue at any time, without notice, prices, colors, materials, equipment, accessories, specifications, models and packages without incurring any obligation to make the same or similar changes on vehicles previously sold. Colors shown may vary due to reproduction and printing processes. This brochure was prepared by Subaru of America, Inc. A warranty from Subaru of America, Inc., is available only on cars sold to the first retail purchaser through an authorized Subaru retailer in the continental U.S. or Alaska. Every owner of the car during the warranty period shall be entitled to the benefit of these warranties. Subaru, Solterra and X-MODE are registered trademarks of SUBARU CORPORATION. Added Security, Love Promise, More Than a Car Company, and StarTex are registered trademarks of Subaru of America, Inc. Android Auto™ is a trademark of Google LLC. Apple and Apple CarPlay® are registered trademarks of Apple Inc. Bluetooth® is a registered trademark of Bluetooth SIG, Inc. Harman Kardon® is a registered trademark of Harman International Industries, Inc. HD Radio® is a registered trademark of iBiquity Digital Corporation. HomeLink® and the HomeLink® house icon are registered trademarks of Gentex Corporation. SiriusXM®, Traffic® and Travel Link® are registered trademarks of SiriusXM Radio Inc. Thule® is a registered trademark of the Thule Group. For more information, contact your Subaru retailer or log on to www.subaru.com.

2023 Solterra | Equipment

Exterior	Solterra Premium	Solterra Limited	Solterra Touring
Multi-Beam LED Headlights with Automatic High Beam (AHB)	●	●	●
LED fog lights	—	●	●
Silver-metallic finish front bumper underguard	●	●	●
Folding exterior mirrors	●	—	—
Power-folding exterior mirrors with integrated turn signals and foot lighting	—	●	●
Automatic tilt-down passenger exterior mirror	—	●	●
Heated exterior mirrors and windshield wiper de-icer	●	●	●
Split-design roof spoiler	—	●	●
Panoramic glass roof with power sunshade	—	—	●
Fixed cross bar mounting points (Maximum dynamic load capacity: 176 lbs.)	●	—	—
Roof rails with fixed cross bar mounting points (Maximum dynamic load capacity: 176 lbs., Maximum static load capacity: 700 lbs.)	—	●	●
Seating and Trim			
6-way manually adjustable driver seat	●	—	—
10-way power-adjustable driver seat with power-adjustable lumbar support	—	●	●
6-way manually adjustable front-passenger seat	●	●	●
4-mode heated front seats including auto setting	●	●	●
3-mode heated outboard rear seats	—	●	●
4-mode ventilated front seats including auto setting	—	—	●
3-mode 360-degree heated steering wheel including auto setting	—	●	●
Reclining, 60/40-split flat-folding rear seatback	●	●	●
Leather-wrapped steering wheel	●	●	●
Cloth upholstery	●	—	—
StarTex water-repellent upholstery	—	●	●
Silver-metallic finish interior accent trim on center console and doors	●	—	—
Satin chrome plated interior accent trim on center console and doors	—	●	●
Convenience Features			
Keyless Entry with Push-Button Start	●	●	●
Power rear gate with automatic close, height memory function and vehicle lock button	—	●	●
2-position memory driver seat and exterior mirrors	—	●	●
One-touch interior illumination	●	●	●
Auto-on/off wiper-linked headlights	●	●	●
Rain-sensing wipers	—	●	●
Automatic anti-glare rearview mirror	●	—	—
Automatic anti-glare rearview mirror with HomeLink®	—	●	—
Digital rearview mirror with view position adjustment and HomeLink®	—	—	●
Auto-up/down power windows front and rear	●	●	●
Wi-Fi Connect capability ⁴	●	●	●
Illuminated dual front USB-C input ports and dual rear USB-C charge ports	●	●	●
Manually adjustable tilt/telescoping steering column	●	●	●
12 cup holders	●	●	●
Retractable cargo-area cover	□	□	●
Instrumentation			
7.0-inch LCD instrument cluster with driving range, regeneration status, system output and state of charge indicators	●	●	●

2023 Solterra | Equipment

Audio System	Solterra Premium	Solterra Limited	Solterra Touring
8.0-inch SUBARU Multimedia with cloud-based navigation, ⁵ wireless Apple CarPlay® and Android Auto™ integration, Apple Music and Amazon Music integration, ⁶ “Hey Subaru” Intelligent Assistant, ⁵ SiriusXM® ⁹⁷ includes 4-month Platinum Plan, dual illuminated USB-C input ports, USB-A port, 6 speakers, AM/FM stereo, Bluetooth® audio streaming and hands-free phone connectivity	●	—	—
12.3-inch SUBARU Multimedia with cloud-based navigation, ⁵ wireless Apple CarPlay® and Android Auto™ integration, Apple Music and Amazon Music integration, ⁶ “Hey Subaru” Intelligent Assistant, ⁵ SiriusXM® ⁹⁷ includes 4-month Platinum Plan, dual illuminated USB-C input ports, USB-A port, AM/FM stereo, Bluetooth® audio streaming and hands-free phone connectivity	—	●	●
Harman Kardon® premium audio system with an 576-watt-equivalent amplifier and 11 speakers	—	●	●
Qi® wireless smartphone charging pad ⁸	—	●	●
Climate Control			
Dual-zone automatic climate control system with air filtration, ECO mode and key fob activation	●	●	●
Security			
Keyless entry system with answer-back electronic chirp	●	●	●
Anti-theft security system with vehicle immobilizer	●	●	●
Safety			
ACTIVE			
Subaru Symmetrical All-Wheel Drive (AWD)	●	●	●
EyeSight Driver Assist Technologies ⁹ : Pre-Collision System with Pre-Collision Braking, Acceleration Suppression at Low Speed, Emergency Steering Assist, Lane Departure Alert with lane departure prevention, and Dynamic Radar Cruise Control with Lane Tracing Assist	●	●	●
Blind-Spot Monitor and Rear Cross-Traffic Alert ¹⁰	●	●	●
Automatic High Beam (AHB)	●	●	●
Parking Support Brake (PKSB) ¹¹	●	—	—
Parking Support Brake (PKSB) with pedestrian detection ¹¹	—	●	●
Safe Exit Assist (SEA) ¹²	●	●	●
Panoramic View Monitor 360-degree camera system	—	●	●
Vehicle Stability Control (VSC) with Traction Control (TRAC)	●	●	●
4-wheel antilock braking system (ABS) with Electronic Brake-force Distribution (EBD)	●	●	●
Brake Assist and Brake Override System	●	●	●
Tire Pressure Monitoring System (TPMS)	●	●	●
LED Daytime Running Lights (DRL)	●	●	●
Subaru Parking Assist: includes front and rear parking sensors, and rear camera with washer	●	●	●
PASSIVE			
Subaru Solterra Connect enabled ¹³ : Automatic Collision Notification, SOS Emergency Assistance, Enhanced Roadside Assistance, Vehicle Health Report, Vehicle Charge Status, Remote Climate Control, Remote Lock/Unlock and more	●	●	●
Advanced frontal airbag system with dual-stage deployment driver and front-passenger airbags (SRS) ¹⁴	●	●	●
Driver and front-passenger knee airbag (SRS) ¹⁴	●	●	●
Side-curtain airbags with rollover sensor protecting front and rear outboard occupants (SRS) ¹⁴	●	●	●
Seat-mounted front side-impact airbags (SRS) ¹⁴	●	●	●
Whiplash-reducing front seats with height-adjustable head restraints	●	●	●
Front/rear passenger seatbelt warning light/chime, rear-seat reminder and child-safety rear door locks	●	●	●
Height-adjustable 3-point front seatbelts with double pretensioners and double load limiters. 3-point rear seatbelts, outboard with single pretensioner and load limiter.	●	●	●
LATCH system: Lower Anchors and Tethers for CHildren	●	●	●



Body Side Molding. Attractive, color-matched moldings coordinate with the styling of the vehicle while helping to protect doors from unsightly dings.



Accessory Activity Mount. The Genuine Subaru Accessory Activity Mount features a durable steel construction and mounts to the rear of the Solterra. It is designed and tested to be an integral safety component as it replaces the vehicle's rear bumper beam. The Activity Mount is not a trailer hitch and is not intended to tow a trailer. Total weight capacity is 100 lbs., which allows you to carry additional gear.



Exterior Graphics – Side. Add a stylish touch to your Solterra with graphics for the lower door panels. The Exterior Graphics Kit is constructed of a durable black PVC film and features a silver Solterra logo.

Late availability.



Door Edge Guards. Help protect your door edges from dings and chips with custom-fit, body color-matched, stainless steel Door Edge Guards. They help preserve the appearance of your Subaru while seamlessly blending into the door design.



Cargo Cover. Keep items in the back out of sight with this fully retractable, maximum coverage compartment cover.



Cargo Net. Neatly holds cargo and prevents it from sliding while the vehicle is in motion.



Splash Guards. Helps protect vehicle paint finish from stones and road grime. Engineered to help reduce wind noise and aerodynamic drag. Splash Guards undergo a series of durability tests to help withstand weather and driving conditions. Set of four.



Cargo Tray. Helps protect the trunk area from sand, water, stains, dirt and other messes while providing a surface that helps reduce the shifting of cargo while driving.



Side Sill Plates – Illuminated. Illuminated Side Sill Plates feature the Solterra logo in bright white lighting and add an attractive accent to the doorframe. Lighting is activated when the door is opened and turns off when the door is closed. Engineered to stand up to everyday wear and tear to keep your doorframe safe from scratches and scuffs.

Late availability.



All-Weather Floor Liners. Custom-fitted, high wall design floor liners help protect the vehicle carpet from accidental spills, snow, sand, mud, dirt and moisture. All-Weather Floor Liners are precision-engineered to ensure a precise fit and withstand a series of functional and durability evaluations to help ensure the liners will not warp, fade or tear.



Carpeted Cargo Mat. The custom-fitted, heavy-duty Carpeted Cargo Mat enhances the appearance of the cargo area while helping to protect your vehicle's carpet from damage. The anti-skid back holds the mat firmly in place without damage to the vehicle's carpet. The Genuine Subaru Carpeted Cargo Mat includes an embroidered Solterra logo and offers a precise fit compared to aftermarket carpeted floor mats.



Trunk Sill – Illuminated. The Illuminated Trunk Sill features the Subaru and Solterra logos in bright white lighting to add an attractive accent to the trunk sill's left and right upper surface. Lighting is activated when the hatch is opened and turns off when the hatch is closed. Engineered to stand up to everyday wear and tear and helps protect the upper surface from scratches and scuffs.

Late availability.



To take it all in, first you have to **take it all.**

When your passion is even bigger than your cargo area, Genuine Subaru Lifestyle Accessories manufactured by Thule® are a smart way to securely transport larger gear like bikes, skis, snowboards, kayaks, paddleboards and more. Each carrier safely attaches to your roof rack, and the available Thule® Portable Step can help you easily access everything.



Thule® Bike Carrier – Roof-Mounted



Thule® Cargo Carrier



Thule® Heavy-Duty Roof Cargo Basket

Solterra Limited in Smoked Carbon with accessory Thule® Portable Step and Heavy-Duty Roof Cargo Basket.

2023 Solterra | Owner Benefits

Protecting Your Investment

Once you're part of our family, we'll be there for you. Every Subaru comes with 24-hour roadside assistance for 3 years or 36,000 miles. If you have trouble on the road, a tow to the nearest Subaru retailer and other services are just a phone call away. And to protect you over the long haul, we offer Added Security[®] (ask for it by name). It includes extended service agreements and maintenance plans to help protect your car for up to 8 years or 80,000 miles. They're the only mechanical and maintenance plans backed by Subaru, and because we've been backing them for more than 40 years, they're agreements you can trust. Your retailer has full coverage details.



More Than a Car Company.[®]

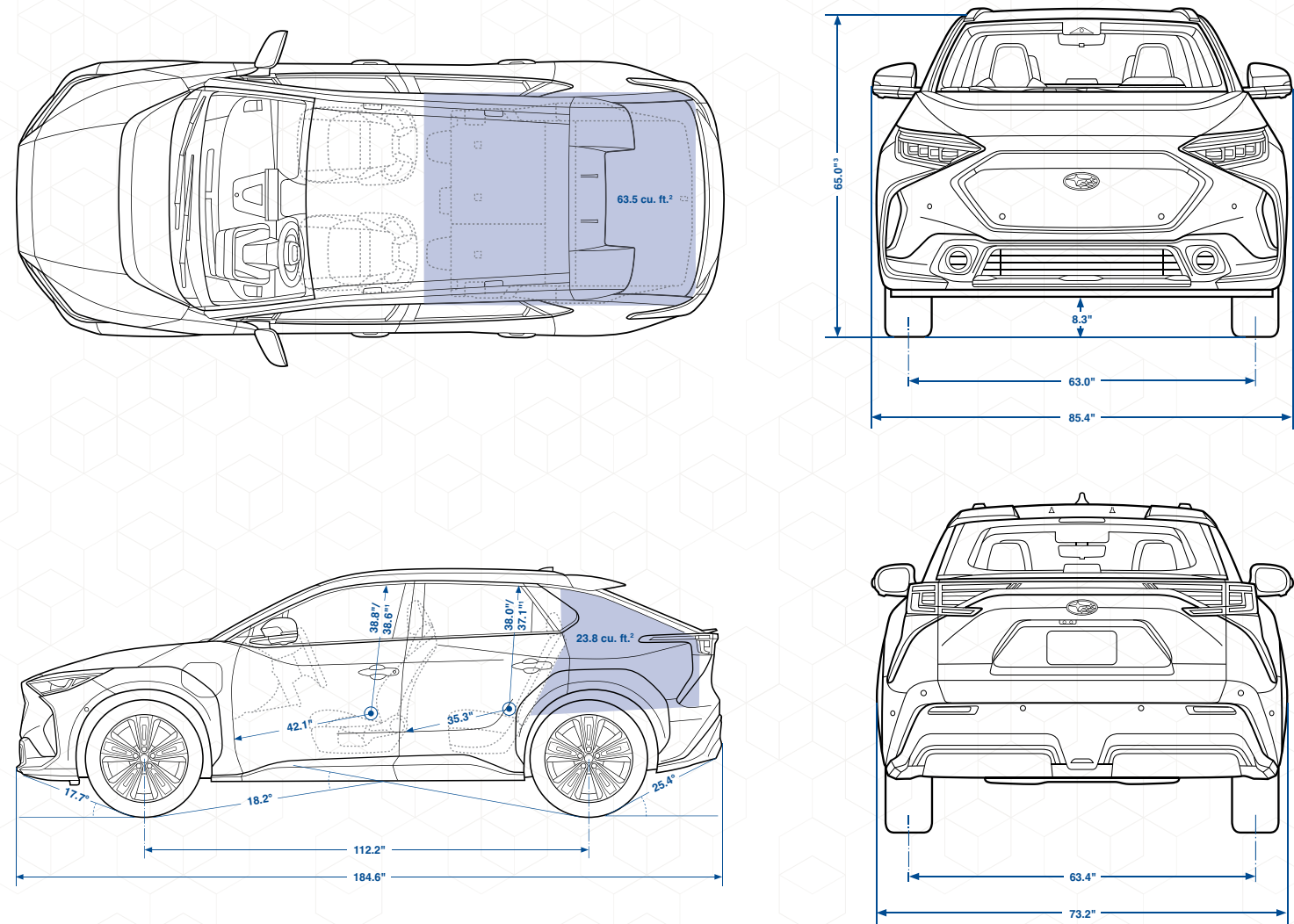
Love means being more than a car company. The **Subaru Love Promise[®]** is our vision to show love and respect to all people at every interaction with Subaru. Together with our retailers, we are dedicated to making the world a better place.

Warranties

New Car Limited Warranty	3 years or 36,000 miles, whichever comes first.	
Powertrain Limited Warranty	5 years or 60,000 miles, whichever comes first.	
Advanced Driver Assist System Limited Warranty	5 years or 60,000 miles, whichever comes first.	
Wear Item Limited Warranty	3 years or 36,000 miles, whichever comes first. Repairs to the following items will also be covered under Wear Item Limited Warranty:	<ul style="list-style-type: none">• Brake Pads / Shoe Linings• Wiper Blades
Battery and Electric Drive Unit Warranty	8 years or 100,000 miles, whichever comes first.	
Rust Perforation Limited Warranty	5 years, unlimited mileage.	
24-hour Roadside Assistance	3 years or 36,000 miles, whichever comes first.	

¹ S-Pedal is not a substitute for safe and attentive driving. The driver must press the brake pedal to come to a complete stop. See your Owner's Manual for complete details on system operation and limitations. ² 2023 EPA MPG estimates. Actual mileage may vary. ³ Charge time from low charge warning light to full charge, 11 hours from fully discharged to full charge. See your Owner's Manual for complete details on system operation and limitations. ⁴ Wi-Fi Connect subscription required; includes 30-day or up to 3 GB trial subscription for Wi-Fi hot spot. Wi-Fi Connect services are purchased separately through AT&T. ⁵ Drive Connect subscription required; Limited and Touring trims include a 1-year trial subscription. See your retailer for details. ⁶ Apple Music and Amazon Music subscription sold separately. Wi-Fi Connect subscription required; includes 30-day trial subscription for integrated streaming services. Wi-Fi Connect services are purchased separately through AT&T. See your retailer for details. ⁷ All SiriusXM services require a subscription, sold separately by SiriusXM after the trial period. Your SiriusXM service will automatically stop at the end of your trial unless you decide to subscribe. If you decide to continue service; the subscription plan chosen will automatically renew and be charged according to your chosen payment method at the then-current rates. Fees and taxes apply. See the SiriusXM Customer Agreement & Privacy Policy at www.siriusxm.com for full terms and how to cancel, which includes online methods or calling 1-866-635-2349. Available in the 48 contiguous United States, D.C., and Puerto Rico (with coverage limits and capable receiver). Visit <http://www.siriusxm.com/FAGS> for most current service area information. Availability of some services and features is subject to device capabilities and location restrictions. All fees, content and features are subject to change. SiriusXM, Pandora and all related logos are trademarks of Sirius XM Radio Inc. and its respective subsidiaries. ⁸ Qi wireless charging may not be compatible with all mobile devices. When using the wireless charging system, avoid placing metal objects between the wireless charger and the mobile device when charging is active. Doing so may cause metal objects to become hot and could cause burns. ⁹ EyeSight Driver Assist Technologies may not operate optimally under all driving conditions. The driver is always responsible for safe and attentive driving. System effectiveness depends on many factors such as vehicle maintenance, weather and road conditions. Pre-Collision System is designed to provide automatic braking that either prevents a collision or reduces the severity of a frontal impact. Acceleration Suppression at Low Speed is designed to reduce acceleration and minimize the severity of certain frontal impacts. Dynamic Radar Cruise Control is designed to assist the driver and is not a substitute for safe and attentive driving. Lane Tracing operates only when used in conjunction with Dynamic Radar Cruise Control. Lane Departure Alert and Lane Departure Prevention operate only when the lane markings are visible. System effectiveness depends on many factors. See your Owner's Manual for complete details on system operation and limitations. ¹⁰ Blind-Spot Monitor and Rear Cross-Traffic Alert are systems designed to assist the driver by monitoring the rear and side areas of the vehicle during a lane change or reversing and are not a substitute for safe and attentive driving. ¹¹ The Parking Support Brake (PKSB) is a system designed to assist the driver by detecting objects to help avoid a possible collision when the vehicle is moving in a reverse direction. It is not a substitute for safe and attentive driving. System effectiveness depends on many factors, such as vehicle maintenance, weather, and road conditions. Always exercise caution and use vehicle mirrors and the rear camera when backing up. See your Owner's Manual for complete details on system operation and limitations. ¹² Safe Exit Assist (SEA) is designed to assist vehicle occupants by detecting approaching vehicles to help reduce door opening accidents. If an approaching vehicle is detected, the system will display a warning light on the door mirror. If an occupant opens the door to exit, the system provides additional visual warning on the meter display and an audible alert. Safe Exit Assist will not prevent the door from opening and is not a substitute for safe, attentive exiting. See your Owner's Manual for complete details on system operation and limitations. ¹³ Subscription required. Includes trial subscriptions to Safety Connect, Service Connect, Remote Connect and Wi-Fi Connect services. Limited and Touring trims include trial subscriptions to Drive Connect. Wi-Fi Connect services are purchased separately through AT&T. See your retailer for details. ¹⁴ The Supplemental Restraint System (SRS) (airbags) affords the driver and the front and rear outboard passengers additional protection in moderate to severe frontal and side-impact collisions. This system provides supplemental protection only, and seatbelts must be worn in order to avoid injuries to out-of-position occupants upon airbag deployment and to provide the best combined protection in a serious accident. Children should always be properly restrained in the rear seat. See your Owner's Manual for recommended seating position. ¹⁵ Based on Experian Automotive non-luxury vehicles in operation vs. total new registrations for MY2012–2021 as of December 2021.

2023 Solterra | Dimensions




Length/Width/Height	184.6 inches/73.2 inches (85.4 including mirrors)/65.0 inches ³	Headroom (front/rear)	38.8 inches/38.0 inches (with glass roof: 38.6 inches/37.1 inches)
Wheelbase	112.2 inches	Legroom (front/rear)	42.1 inches/35.3 inches
Track (front/rear)	63.0 inches/63.4 inches	Shoulder room (front/rear)	57.8 inches/56.0 inches
Base curb weight	Solterra Premium: 4,365 lbs. Solterra Limited: 4,455 lbs. Solterra Touring: 4,505 lbs.	Hip room (front/rear)	54.4 inches/44.8 inches
		Passenger volume	95.7 cubic feet (with panoramic glass roof: 94.4 cubic feet)
		Cargo volume	23.8 cubic feet ²
		Max cargo volume	63.5 cubic feet (with rear seatback lowered) ²


¹ With available panoramic glass roof. Glass roof availability varies by trim level. See your retailer for details.
² Cargo capacity varies by cargo floor height.
³ Height measured to top of antenna.

2023 Solterra | Colors

Paint



Upholstery



Color Combinations	Solterra Premium	Solterra Limited	Solterra Touring
Cosmic White Pearl	BC	GS	BS or GS
Cosmic White Pearl Two-Tone	–	–	BS or GS
Smoked Carbon	BC	BS	–
Smoked Carbon Two-Tone	–	–	BS or GS
Harbor Mist Gray Pearl	–	GS	–
Harbor Mist Gray Pearl Two-Tone	–	–	BS or GS
Elemental Red Pearl	BC	BS	–
Elemental Red Pearl Two-Tone	–	–	BS
Galactic Black	BC	BS	BS or GS

– Not available

See the Solterra in Action

Visit our YouTube channel to see Solterra feature highlights, how-to videos and much more.




youtube.com/subaru

SOLTERRA
TOURING **EV**

These brochures were printed with vegetable-based inks and produced using a "Green Printing Process." The Forest Stewardship Council® (FSC®) is an international organization that brings people together to find solutions which promote responsible stewardship of the world's forests and environments.

By producing these brochures in a green way rather than by traditional methods, we saved 28 trees preserved for the future; 6,000 gallons of wastewater flow saved; 100 lbs solid waste not generated; 15,000 lbs net greenhouse gases prevented; 12,000,000 BTUs energy not consumed. Calculations provided by Environmental Paper Network. FSC® is not responsible for any calculations on saving resources by choosing this paper.

This brochure is printed in the U.S.A. on 10% recycled paper. ©2022 Subaru of America, Inc. 23.SOLSRB.525 (DSGN-P870, 50K, 11/22, KSL)



Love.® It's what makes Subaru, Subaru.



SUBARU