



SUBARU
ALL-WHEEL DRIVE



IMPREZA

IMPREZA



DELIVERS IN ALL CONDITIONS*

New Zealand. A country where the weather changes as quickly as the landscape. And between the native forests and untouched lakes, to the supermarket carpark, New Zealand's roads can always come up with some interesting challenges for our drivers.

The Impreza, with the power and capability of All-Wheel Drive technology gives you the confidence to face these challenges in almost all conditions.*

To experience Subaru's All-Wheel Drive for yourself, book a test drive at one of our showrooms today.

*On the very rare occasion that you wish to take your Subaru for a swim, we strongly advise against deep sea driving. While our All-Wheel Drive technology has been rigorously tested, it has not been designed to navigate apocalyptic wastelands, drive through alternative dimensions, or over slip 'n' slides.

WHAT MAKES IT A SUBARU

On New Zealand roads we expect the unexpected. Whether that's unexpected road surfaces, conditions, or the odd wayward sheep, every Subaru comes fully-equipped to handle it.

SCAN TO DISCOVER
WHAT'S UNIQUE
ABOUT SUBARU



SYMMETRICAL ALL-WHEEL DRIVE

Given the roads Kiwi drivers have to contend with, our Symmetrical All-Wheel Drive system is an indispensable feature for getting around in NZ.

The way it works is simple – as soon as your Subaru senses a loss of traction in any of the four wheels, it instantly transfers that power to the other wheels that still have grip, giving them the extra oomph to get you out of trouble. It happens so seamlessly you probably won't even notice it, you'll just feel that famous Subaru handling.

Delivering confidence & control


Most cars only distribute power to two wheels, while Subaru's All-Wheel Drive system delivers targeted power to all four wheels simultaneously, giving you twice the grip capacity.

Standard on all NZ new Subarus

We believe in All-Wheel Drive so much that it comes standard in every new Subaru sold through our Authorised Subaru Centres. The way we see it, with NZ's diverse conditions, anything less is sub-standard.

Engineered for perfect balance

For the last 50 years our engineers have been perfecting a platform that is symmetrical, creating an innate sense of balance, with a lower centre of gravity, for greater stability around corners and a smoother power delivery.



EYESIGHT® TECHNOLOGY

Eyesight® is Subaru's award-winning system of cameras and clever computing that acts as your second pair of eyes. It provides a host of safety and driver convenience features.

It uses three-dimensional images captured by cameras mounted at the top of the windscreen to monitor the road, and other road users ahead of you. It can do everything from recognising and preventing potentially dangerous situations to making heavy traffic a bit less tedious.



EyeSight Features:

- Pre-collision brake, brake assist and throttle management
- Adaptive cruise control
- Brake light recognition
- Lead vehicle start alert
- Lane sway and lane departure warning
- Lane keep assist

BOXER ENGINE

Every Subaru has another hidden advantage over ordinary cars: its distinctive 'flat' Boxer engine. Horizontally opposed pistons are balanced with the punching action of two boxers, hence the name, and allow for a lower profile engine. When combined with the AWD platform, every Subaru handles like a dream. And the Boxer engine benefits the driver in other ways too.

Lower centre of gravity. More control.

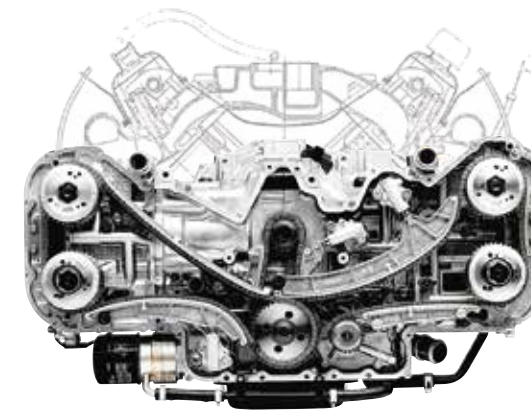
Designed to sit horizontally in the engine bay, the iconic Boxer gives you a low centre of gravity for better handling, balance, and a smoother drive.

More power. Less vibration.

The evenly balanced forces of the engine produce more torque with less vibration. And with less vibration, comes less noise, and greater cabin comfort.

Flatter engine layout. Higher level of safety.

Perhaps most importantly of all, if a severe frontal collision occurs, due to its low position, the engine will slide below the cabin – not into it.



SUBARU INTELLIGENT DRIVE

SI-DRIVE regulates key engine functions which enables the driver to choose from two distinctive driving modes on selected models: **Intelligent (I)** Mode for everyday city driving and optimised fuel efficiency, or **Sport (S)** Mode for highway driving, enhanced acceleration and consistent power delivery.



SUBARU GLOBAL PLATFORM


All our new vehicles have been re-built from the ground up to improve the already excellent capability, comfort, and safety standards drivers have come to expect from Subaru.

The Impreza is no different and was one of the first to introduce the Subaru Global Platform.

This new platform is the foundation for the future of Subaru and is all about enhancing the driving experience.

What does it do:

- Enhances comfort
- Increases safety
- Increases vehicle stability
- High-response handling
- Even lower overall centre of gravity
- Has refined chassis rigidity
- Reduces body roll
- Reduces noise and vibrations
- Enhances capability



CONNECTIVITY

While you're out there enjoying the drive it pays to stay connected. Whether that's to home, work, or just your favourite playlist, the Impreza's infotainment system seamlessly enhances the Subaru experience.

The system is compatible with both Apple CarPlay and Android Auto. Simply plug-in to the forward USB port to access to all your favourite apps via the 8" touch screen. Make calls, send and receive messages, listen to music or podcasts, or get directions to get you back to civilisation. All hands free, and all right from the comfort of the driver's seat.



Apple CarPlay

androidauto



5-STAR SAFETY

For us, safety isn't optional, and it shouldn't be for you either. That's why we've engineered the Impreza to achieve an ANCAP 5-star safety rating, the highest possible.



SMART KEY AND PUSH BUTTON START

For ultimate convenience, every Impreza comes with a Smart Key that enables Push Button Start and keyless entry, meaning your key can remain in your bag or pocket when you need to lock or unlock your car.



SUBARU LINEARTRONIC TRANSMISSION (WITH MANUAL MODE)

Unlike a conventional automatic transmission, which uses fixed gear ratios, we created the world's first longitudinally mounted continuously variable transmission system to complement our unique Symmetrical All-Wheel Drive system. Result? Greater performance and efficiency, with a smoother gear change and optimum gear ratio at every moment in time. (Or flick it to 'manual mode' and use paddles on the steering column to change through preselected gear ratios.)

SCAN TO DISCOVER
WHAT'S UNIQUE ABOUT
SUBARU IMPREZA



IMPREZA



STANDARD FEATURES INCLUDE:

- | | |
|---|--|
| ✦ 2.0L Direct Injection horizontally opposed Boxer engine | ✦ 8" Touch Screen |
| ✦ Symmetrical All-Wheel Drive | ✦ Apple CarPlay™ & Android Auto™ |
| ✦ 7-speed Subaru Lineartronic Transmission (with paddle shift) | ✦ Bluetooth and Voice Recognition |
| ✦ EyeSight® clever crash avoidance technology; pre collision braking, driver alerts, adaptive cruise control and lane keep assist | ✦ USB Charge Ports in Centre Console (x2) |
| ✦ Electronic Park Brake | ✦ 6.3" LCD Multi-Function Display |
| ✦ Auto Vehicle Hold | ✦ Cloth Upholstery |
| ✦ 7 Airbags | ✦ 60/40 Split Folding Rear Seats |
| ✦ 17" Alloy Wheels | ✦ CD Player with 6 Speakers |
| ✦ Daytime Running Lights | ✦ SI Drive - 2 Modes |
| ✦ Smart Key & Push Button Start | ✦ Dual-Zone Climate Control Air-Conditioning |
| | ✦ Rear Reversing Camera |
| | ✦ Tyre Pressure Monitoring System |

ACCESSORIES

Your Subaru isn't complete until you make it 'your Subaru'. So pick the accessories that will make it perfectly equipped for your lifestyle. You can find more accessory options at subaru.co.nz/accessories



Towbar*



Window Weather Shield



Rubber Mat Set



Bootlip & Bumper Protector



Cargo Tray



Mud Flap Set*



Rear Step Panel

EXTERIOR COLOURS

All colours are available at the time of printing. Always check with your Authorised Subaru Centre regarding colour availability of your selected model before purchase.



Crystal White Pearl



Ice Silver Metallic



Magnetite Grey Metallic



Crystal Black Silica



Pure Red



Sapphire Blue Pearl

INTERIOR

IMPREZA

Seat trim: Cloth Upholstery

*Accessories are shown on a different Subaru model.



MODEL			IMPREZA	
BODY				
Type			Hatch	
TRANSMISSION				
Subaru Lineartronic Transmission (SLT) with manual mode			•	
ENGINE				
Engine type			Horizontally-opposed Boxer 4-cylinder, petrol engine	
Valve mechanism			DOHC with Dual AVCS	
Bore x stroke		mm	84.0 x 90.0	
Capacity		cc	1995	
Compression ratio			12.5:1	
Fuel tank capacity		litres	50	
Fuel system			Direct Injection	
Fuel requirement		RON	91 or higher	
PERFORMANCE ¹				
Maximum power output (DIN)		kW/rpm	110kW@6000rpm	
Maximum torque (DIN)		Nm/rpm	196Nm@4000rpm	
Acceleration ² 0 - 100 km/h		seconds	9.8	
Electronic Throttle Control system (ETC)			Drive-by-wire	
Fuel consumption (ADR 81/02) ³		combined	l/100km	
		urban	l/100km	
		extra urban	l/100km	
CO ₂ emissions (ADR81/02)		combined	(g/km)	
Emission standards		Euro6b		
SYMMETRICAL ALL-WHEEL DRIVE				
Type		SLT	Active Torque Split	
TRANSMISSION				
Gear ratio (M mode)		1st - 7th	Continuously variable	
Gear ratio - reverse			3.687	
Final reduction gear ratio			3.700	
STEERING				
Steering			Electric power assistance rack and pinion	
Minimum turning circle (kerb to kerb)		m	10.6	
SUSPENSION				
Type		Front	McPherson strut type, lower L-arms, coil springs, stabiliser bar	
		Rear	Double wishbone type, coil springs, stabiliser bar	
BRAKES				
Type		Front	Ventilated disc brake	
		Rear	Ventilated disc brake	
Brake booster type			Tandem	
ABS			4-channel, 4-sensor ABS with Electronic Brakeforce Distribution	
TOWING				
With trailer brakes		kg	1200	
Without trailer brakes		kg	650	
Maximum tow ball down load		kg	80	

MODEL		IMPREZA
WHEELS AND TYRES		
Tyre manufacturer		Bridgestone
Tyres (width, profile, size, load index and speed rating)		205/50R17 89V
Rim size		17x7J
Wheels		17"
Spare wheel		Spacesaver steel wheel
MEASUREMENT		
Overall length	mm	4475
Overall width	mm	1775
Overall height	mm	1480
Wheel base	mm	2670
Front track	mm	1540
Rear track	mm	1545
Minimum ground clearance ⁴	mm	130
Cargo volume - rear seat up/down	litres	345/795
Kerb weight ⁵	kg	1411
Tare mass ⁵	kg	1383
Seating capacity		5
SAFETY RATING		
ANCAP ⁶ occupant safety rating (maximum 5)		5-star
COLLISION AVOIDANCE		
Symmetrical All-Wheel Drive		•
Vehicle Dynamics Control system (VDC) featuring:		•
Electronic Stability Control (ESC)		•
Anti-lock Braking System (ABS)		•
Electronic Brakeforce Distribution (EBD)		•
Brake Assist		•
Traction Control System (TCS)		•
TCS Limited Slip Device		•
4-Wheel Disc Brakes		•
Electronic Park Brake		•
Hill Start Assist		•
Hill Hold Switch		•
Auto Vehicle Hold (AVH)		•
Rear View Reverse Camera		•
CHILD SAFETY		
Child seat anchor points (x3)		•
ISOFIX anchor points (x2)		•
Rear door child locks		•

MODEL	IMPREZA
COLLISION PROTECTION	
SRS ⁷ airbags - dual front, dual front side, curtain and driver knee	•
Front seat belts with pretensioners and load limiters	•
3 point A/ELR rear seat belts	•
Height adjustable seat belt anchors - driver and front passenger	•
Seat belt warning lights - all seats	•
Rear seat headrests for 3 seating positions	•
Height and angle adjustable front seat headrests	•
Height adjustable rear seat headrests	•
Safety pedals - brake, footrest	•
Whiplash reduction seats	•
Ring-shaped passenger safety cell	•
INTELLIGENT DRIVING DYNAMICS	
Auto Stop Start	•
Electronic Throttle Control system (ETC)	•
Subaru Intelligent Drive (SI Drive) with two modes	•
EyeSight® Driver Assist System featuring:	•
Adaptive cruise control	•
Lane departure warning	•
Lane sway warning	•
Lead vehicle start alert	•
Pre-collision braking system	•
Pre-collision brake assist	•
Pre-collision throttle management	•
Pre-collision steering assist	•
Brake light recognition	•
EXTERIOR	
Body coloured mirrors and door handles	•
Body coloured rear garnish	•
Detachable module type windscreen wipers	•
Door mirrors with indicators - power folding	•
Rear window wiper	•
Roof rack brackets	•
Privacy glass - rear door, rear quarter & rear windscreen	•
Shark fin antenna	•
Rear spoiler	•
Spacesaver spare wheel	•
17" alloy wheels	•
LIGHTING - EXTERIOR	
Daytime running lights	Halogen
Front fog lights	•
Headlights - halogen with auto off	•
Rear bumper reflector(s)	•
Rear LED combination lights	•
Rear stoplight (LED stoplight)	•

MODEL	IMPREZA	
LIGHTING - INTERIOR		
Cabin and cargo area lights	•	
Map lights (x2)	•	
AIR-CONDITIONING		
Air-conditioning - dual zone climate control	•	
Anti-dust filter	•	
Front and side demisters	•	
Heater ducts for rear passengers	•	
Rear windscreen demister - electric	•	
SECURITY		
Vehicle pre-wired for alarm system installation	•	
Immobiliser security system	•	
INSTRUMENTATION AND CONTROLS		
Adjustable steering wheel - height and telescopic	•	
Electroluminescent gauges with colour MID	•	
One touch lane change indicator	•	
Paddle gear shift	•	
Steering wheel audio and Bluetooth® controls	•	
Steering wheel EyeSight® controls	•	
Steering wheel MFD controls	•	
MULTI-INFORMATION DISPLAYS		
	MID	MFD
4.2" LCD screen	•	
6.3" LCD screen		•
Journey and fuel economy information	•	•
Eco-gauge information	•	
EyeSight® display	•	•
Auto Stop Start information	•	
Tyre Pressure Monitoring System	•	
Warning display	•	
Digital speedometer	•	
Outside temperature and clock display		•
Air-conditioning display		•
Preventative safety display		•
Twin trip meter (switchable)	•	
STORAGE		
Cargo luggage hooks	•	
Centre console box	with stitching	
Cupholders - centre console	•	
Cupholders - rear	•	
Door pockets with integrated bottle holder - front and rear	•	
Front centre tray	•	
Pull-out cargo area tie down points	•	
Retractable cargo security blind	•	
Seat back pocket - front passenger side	•	
Tool kit	•	

MODEL	IMPREZA
CONVENIENCE	
12v/120W power jacks (x2)	•
Driver's footrest	•
Rear passenger USB charge ports (x2)	•
Boot/taillgate auto unlock on remote central locking keys	•
Interior fuel lid lock release	•
Intermittent variable speed front windscreen wipers	•
Power steering, mirrors and windows	•
Rear seat centre armrest	•
Remote central locking - keys (x2)	•
Survivor with vanity mirrors - driver and front passenger	•
Smart key and push start ignition	•
INTERIOR TRIMS	
Carpet trim - black	•
Leather steering wheel/gear shift (resin park brake)	•
Seat trim colour - black	•
Seat trim - cloth	•
SEATING EXTRAS	
60/40 split folding rear seats	•
Manual seat height lifter - driver	•
ENTERTAINMENT	
Integrated infotainment system featuring:	
Digital Audio Band (DAB)	•
8" touch screen	•
AM/FM radio	•
Single CD player	•
6 speakers	•
MP3/WMA/iPod compatible	•
Apple CarPlay™ and Android Auto®	•
Bluetooth® wireless technology with:	
Handsfree mobile communication	•
Audio streaming ¹⁰	•
Voice command recognition	•
Siri compatibility	•
Auxiliary jack - front centre console	•
USB connection - front centre console	•
WARRANTY	
3 year/100,000km warranty	•

1. Subaru of New Zealand reserves the right to change mechanical specification and equipment levels without notice. All performance data measured using 95RON as required by Australian Design Rule 81/02. Vehicles tested in accordance with ADR 81/02. 2. Acceleration test performed under controlled conditions. 3. Fuel consumption figures calculated in accordance with Australian Design Rule 81/02. 4. Ground clearance at kerb weight. 5. Vehicle kerb weight and tare mass varies according to the types of optional equipment included. 6. The Australasian New Car Assessment Program (ANCAP) gives consumers consistent information on the level of occupant protection provided by vehicles in serious front and side crashes. 7. SRS: Supplemental Restraint System. Effective when used in conjunction with seat belts. 8. Bluetooth® is a registered trademark of Bluetooth SIG Inc. System operation ability is subject to the Bluetooth® wireless technology specification of individual's phone. 9. Compatible Apple or Android device required. 10. There may be restrictions on features available for certain devices that are not fully compliant with AVCRP.

SUBARU.CO.NZ

©SUBARU OF NEW ZEALAND

All rights reserved.

Subaru reserves the right to vary vehicle specifications and standard features in New Zealand from those detailed in this brochure. Vehicles shown in this brochure may be fitted with accessories or may feature equipment that is not available on New Zealand-spec models. Please check with your local Subaru Authorised Centre. No part of this brochure can be reproduced without written permission from Subaru of New Zealand. Call: 0800 SUBARU (0800 782 278) or visit subaru.co.nz



SUBARU
ALL-WHEEL DRIVE