



SUBARU **BRZ**





A pure sports car experience.

Introducing the all-new SUBARU BRZ. With more power, torque, and acceleration, the SUBARU BRZ provides an even better handling, better balanced, and more exciting pure sports car experience backed with the reliability and safety of a Subaru.



Turn heads around every corner.

It's easy to imagine how the all-new SUBARU BRZ will drive at a glance. Bold yet timeless, its low and wide front design and dynamic contours signify the thrill of driving you'll experience around every turn. It's a pleasure to drive—but also a pleasure to look at.



LED Headlamps

Be seen during the day and see well at night with the all-new SUBARU BRZ's iconic C-shaped, full-LED auto-levelling bifunctional headlamps.



18-inch Aluminium-alloy Wheels & Tyres

The matte dark grey metallic wheels provide excellent driving performance for a sportier and more enjoyable driving experience on both dry and wet roads.

Poised for excitement.

The all-new SUBARU BRZ's consolidated cabin and powerful fenders give it a wide and confident stance that's always ready for a spirited drive. The purposefully designed sports car features are all fully functional, providing both sporty good looks and high driving stability from improved aerodynamics.



Rear Combination Lamps

The consolidated full-LED rear combination lamps give the all-new SUBARU BRZ a sporty look from behind and complements its wide and stable design.



Twin Tail Mufflers

The sporty tail mufflers handle higher engine output while being lighter. The exhaust pipe takes a more direct route with less detours to make it shorter.



Connected to enjoyment.

Step into the cockpit of the all-new SUBARU BRZ to experience the next generation of sports driving. Active sound control creates powerful, natural sounding engine sounds to provide pure sports car excitement while you stay connected with the upgraded infotainment system that features an evolved centre display that's easier to use.



Combination Meter

Useful for daily to sporty driving, the LCD combination meter's horizontal layout is easier to read in an instant so you can focus more on enjoying your drive.



Leather-wrapped Steering Wheel

The leather-wrapped, small-diameter steering wheel is easy to grip and provides an agile and sporty steering feel of a pure sports car.



Engages every sense.

For Subaru, a pure sports car can provide convenience and comfort as well as sporty performance. The wide seats keep you comfortable and supported while careful design details help seat and luggage space access for comfort, convenience, and fun in many driving scenes.



Genuine Leather and Ultrasuede®** Seats

The elegant and sporty genuine leather and Ultrasuede seat surfaces with red accents create a refined and enjoyable cabin area.

Folding Rear Seats

Conveniently fold the rear backrest down directly from the trunk. Useful for both daily use and outdoor activities, the flat and wide luggage area fits up to two golf bags with the seatback folded down.

* Ultrasuede is a registered trademark of Toray Industries, Inc.

Trust What's Inside

Subaru's core technologies provide every Subaru with the performance, comfort, safety, and reliability that deliver enjoyment and peace of mind to every passenger.




Sports Car Drivetrain

Laid out symmetrically, the SUBARU BOXER engine puts the newly designed crankshaft perfectly in line with the driveshaft. The iconic front engine, rear-wheel drive configuration places the engine farther back and even lower.



Aerodynamics

The all-new SUBARU BRZ was carefully designed for reduced air resistance and excellent driving stability. Many parts of the vehicle, including the integrated ducktail rear spoiler, wheel arcs, and side sill spoilers create downforce at speed to reduce drag.



Low Centre of Gravity

The all-new SUBARU BRZ's rear-wheel drive layout and horizontally opposed SUBARU BOXER engine concentrates the vehicle's mass even lower at just 456 mm* above the ground. Overall weight and height have also been reduced for ultra-responsive handling that provides sports car driving pleasure for any driver.

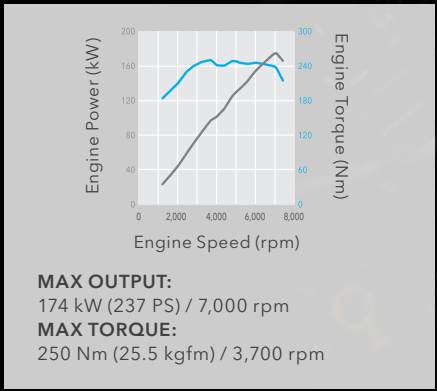
* Measurement varies depending on model and is in accordance with standard measurement of SUBARU CORPORATION.



SUBARU BOXER Engine

The all-new SUBARU BRZ is powered by an all-new, 2.4-litre D-4S* SUBARU BOXER engine that's placed lower for an even lower centre of gravity vehicle with exceptional handling performance that stays balanced around turns. Improvements allow more power, better response, and higher torque in all speed ranges while keeping it compact and lightweight.

* TOYOTA D-4S is a trademark of Toyota Motor Corporation.



Balanced and in control.

The all-new SUBARU BRZ's near-perfect front/rear weight distribution provides amazing balance and traction control when accelerating, decelerating, and cornering, helping the driver keep balanced for a truly sporty driving experience.



Lightweight Body

Even with improved collision safety and a more rigid body, overall vehicle weight was reduced. In addition to the inner frame structure and using hot press material and high-tensile strength steel sheets, aluminium materials are used in parts like the front hood, roof panel, and fenders to keep the vehicle lightweight and agile.

Subaru All-Around Safety

At Subaru, safety comes first. That's why Subaru has been fine-tuning testing, and retesting its advanced safety features for over 50 years. With the latest in collision protection and core technologies, Subaru continues its 'people first' policy by improving All-Around Safety and envisions an accident-free future.

Subaru Safety Features:

- Ring-shaped Reinforcement Frame
- SRS*2 Airbags
- High Visibility
- Reverse Automatic Braking (RAB)*3
- Subaru Rear Vehicle Detection (SRVD)
- Steering Responsive Headlights (SRH)
- High Beam Assist (HBA)*3
- Vehicle Stability Control
- Hill Start Assist
- Emergency Brake Stop Signal

Outstanding visibility, optimal driving position, and intuitive controls help keep you safe from the moment you enter your vehicle.

Subaru's core technologies allow precise control of the basic elements of driving—driving, turning, and braking.

	PRIMARY	ACTIVE
	PREVENTIVE	PASSIVE
Advanced safety technologies such as EyeSight* ¹ helps avoid collisions before they happen.		Designed to keep you safe in the event of a collision with features such as the cabin-protecting engine layout and SRS* ² airbags



Subaru EyeSight Driver Assist Technology

EyeSight*¹, Subaru's cutting-edge driving support system, works like a second pair of eyes for the road ahead. Two stereo cameras capture three-dimensional colour images with image recognition nearly as capable as the human eye to detect potential dangers like vehicles, motorbikes, bicycles, and pedestrians.*⁴ It warns the driver and even applies the brakes if necessary to help avoid an accident and reduces burden on the driver while enhancing your sense of security in the all-new SUBARU BRZ.

Subaru EyeSight Features:

- Adaptive Cruise Control
- Pre-Collision Braking System*⁵
- Lane Sway and Departure Warning
- Lead Vehicle Start Alert
- Pre-Collision Throttle Management



*1 EyeSight is a driving support system which may not operate optimally under all driving conditions. The driver is always responsible for safe and attentive driving and observance of traffic regulations. System effectiveness depends on many factors such as vehicle maintenance, weather, and road conditions. See Owner's Manual for complete details on system operation and limitations for EyeSight including functions in this brochure.

*2 SRS: Supplemental Restraint System. Effective when used in conjunction with seatbelts.

*3 Standard on AT models.

*4 The driver is always responsible for safe and attentive driving and observance of traffic regulations. Please do not depend solely on the Advanced Safety Package features for safe driving. There are limitations to the features of this system. See Owner's Manual for complete details on system operation and limitations. Please ask your retailer for more details.

*5 Pre-Collision Braking System may not work in all situations. Depending on the speed difference from objects, the object's height, and other conditions, every situation may not meet the necessary conditions for EyeSight to work optimally.

LINE UP

SUBARU BRZ

DIMENSIONS L x W x H: 4265 x 1775 x 1310 mm
ENGINE Horizontally opposed, 4-cylinder, 4-stroke, DOHC 16-valve, petrol
CAPACITY 2387 cc
MAX OUTPUT 174 kW (237 PS) / 7,000 rpm
MAX TORQUE 250 Nm (25.5 kgfm) / 3,700 rpm
TRANSMISSION 6-speed automatic transmission, RWD



Crystal Black Silica



Paddle Shifters

SUBARU BRZ

DIMENSIONS L x W x H: 4265 x 1775 x 1310 mm
ENGINE Horizontally opposed, 4-cylinder, 4-stroke, DOHC 16-valve, petrol
CAPACITY 2387 cc
MAX OUTPUT 174 kW (237 PS) / 7,000 rpm
MAX TORQUE 250 Nm (25.5 kgfm) / 3,700 rpm
TRANSMISSION 6-speed manual transmission, RWD



WR Blue Pearl



MT Shifter

FEATURES



1 Front Bumper Duct / Front Air Outlet

The fully functional front air outlet and front bumper duct help improve driving stability, turning performance, and vehicle aerodynamics.

4 Aluminium Pedals

These motorsports-inspired pedals give the interior an exciting feel.

2 Side Sill Spoiler

The side sill spoilers improve air flow on the sides of the vehicle to improve straight-line and driving stability.

5 Keyless Access with Push-button Start

Conveniently start your all-new SUBARU BRZ without removing your key from your pocket or purse.


3 Ducktail Rear Spoiler

The sporty ducktail rear spoiler is integrated in the trunk lid and helps improve aerodynamics by increasing downforce for more control and stability at higher speeds.

6 Dual-zone Automatic Air-conditioning

The upgraded full-auto air conditioning system creates a more comfortable interior environment and allows the passenger and driver to set different temperatures.

EXTERIOR COLOURS



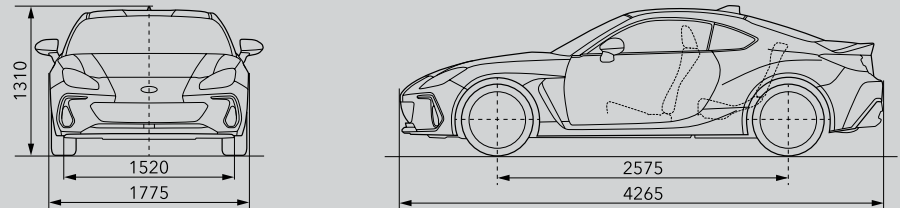
SEAT MATERIALS



Genuine Leather and Ultrasuede** Seats

* Ultrasuede is a registered trademark of Toray Industries, Inc.
Owing to printing locations, colours may differ slightly from those shown in this chart. In addition, colours and seat variations may vary according to the individual market.

DIMENSIONS



Dimensions are measured in accordance with standard measurement of SUBARU CORPORATION.

Not all features, options, or packages are available for all models and regions. See your specification sheet for availability. Please contact your local authorised Subaru retailer for more details.

SUBARU CORPORATION reserves the right to alter specifications and equipment without notice. Details of specifications, equipment, colour availability and the lineup are subject to suit local conditions and requirements. Please inquire at your local retailer for details of any changes that might be required for your area.

Subaru Interactive Experience

To help you explore all things Subaru, we offer various digital materials with a wide range of exciting, interactive content such as 360-degree views and videos.

subaru-global.com/ebrochure

youtube.com/user/SubaruGlobalTV