



1999



Esteem Wagon



Esteem Sedan



Swift

The 1999 Esteem Wagon



In a class by itself.



Looking for a family car that's as versatile as it is stylish? Check out the new 1999 Esteem Wagon. It comes with a 1.6 litre, 16-valve, 4-cylinder, electronic multi-point fuel injected engine that really knows how to perform.

Of course, the new Esteem Wagon also looks as great as it performs. We've redesigned the front end and grille, adding even more flair to its already sporty, distinctive European design. It's easy to see why the Esteem Wagon is one of the most popular wagons on the market.

No other wagon gives you so much.

Inside you'll appreciate the sophisticated styling that makes driving an extremely comfortable experience. Add to that the roomy interior and vast cargo space and you've got a wagon that's an all-around winner. Everything inside the Esteem Wagon is designed to be easily accessible and sensibly stylish. And with room enough for five people, whether you're taking the kids to a ball game or escaping for a weekend getaway, the Esteem Wagon promises to satisfy all your needs.



Of course, you'll feel secure in knowing we've equipped the Esteem Wagon with the latest in safety features, such as dual air bags, side impact beams, rear door child-safety locks and optional ABS brakes. You'll also find a host of impressive standard features, like tachometer, variable intermittent wipers, 14" wheels and tires, front/rear mud flaps, roof rails and an AM/FM 4-speaker cassette stereo. Move up to the Esteem Wagon GLX and take advantage of luxuries such as air conditioning, cruise control, rear spoiler, aluminum alloy wheels and power windows, door locks and mirrors.

So if you're looking for a high quality Japanese vehicle that gives you the perfect mix of versatility, style and affordability, test drive our 1999 Esteem Wagon. You'll be glad you did.



The 1999 Esteem Sedan



Everything you want in a sedan and more.

Take a look at the new 1999 Esteem Sedan and the first thing you'll notice is the eye catching, stylish design - both inside and out. A new front end and grille helps to enhance its already sophisticated charm. Slide in behind the wheel and you'll soon discover this is no ordinary sedan.



The front-wheel drive Esteem Sedan is powered by a 1.6 litre, 16-valve, 4-cylinder, electronic multi-point fuel injected engine for top notch performance day in and day out. Add to that its remarkable fuel efficiency and you've got a sedan that really goes the extra mile.

Designed to fit your lifestyle.

Even the smallest details in the Esteem Sedan have been thoughtfully crafted to give you the finest in driving comfort. For instance, a fold-down rear seat adds to its spacious versatility. There's also plenty of room to fit five people quite comfortably. So even the longest trips seem short. You'll also discover extras like a tachometer, variable intermittent wipers, dual mirrors, remote rear trunk release and remote fuel door opener. And with safety features like dual air bags, side impact beams and rear door child-safety locks, you and your passengers can enjoy your trip knowing you're safe and sound.



Step up to the Esteem Sedan GLX and the first thing you'll notice is our new seat upholstery. We've also included cruise control, air conditioning, 14" wheels and tires, power windows, door locks and mirrors, front and rear mud flaps, Clarion AM/FM cassette stereo, and optional ABS brakes. No matter which model you choose, there are enough standard features to put together an Esteem Sedan that's perfect for you.

And you can count on the same Japanese quality and value that have made our Esteem line famous the world over. The new 1999 Esteem Sedan: it's what you've been waiting for in a car.



The 1999 Swift



Affordability and fun.

What do you get when you cross Japanese value with the kind of quality you just can't find every day?

The Suzuki Swift.

It's enough to make our competitors green with envy. A high quality Japanese vehicle that you can buy for less than other base models.



We've made the Suzuki Swift for years and we make it better every year. At the heart of the Suzuki Swift is a peppy 1.3 litre, 16-valve, 4-cylinder, electronic multi-point fuel injected engine. With its compact size and affordability, the Suzuki Swift is perfect for anyone who demands the best value for their money.

Dependability you can count on.

But the Suzuki Swift still has all the features that have made it famous around the world. Like a 5-speed manual or 3-speed automatic transmission, dual air bags, side impact beams, rear parcel shelf, rear wiper washer, dual mirrors and a fold down rear seat.



Quite simply, the Suzuki Swift is the best value on the road. Just ask anyone who owns one. It's little wonder we've placed among the top three Canadian car manufacturers in customer satisfaction, according to the 1997 CAA survey. The 1999 Suzuki Swift.



Specifications

1999 ESTEEM WAGON

Engine / Drive Train

Engine type.....	In-line 4-cylinder, SOHC, 16-valve
Induction system.....	Electronic, multi-point fuel injection
Displacement.....	1,590 cc
Horsepower (SAE net).....	95 hp @ 6,000 rpm
Torque (SAE net).....	99 lb.ft. @ 3,000 rpm
Transmissions.....	5-spd. manual (4-spd. automatic)

Exterior Dimensions

Overall length.....	4,375 mm.....	(172.2 inch)
Overall width.....	1,690mm.....	(66.5 inch)
Overall height.....	1,420 mm.....	(55.9 inch)
Wheelbase.....	2,480 mm.....	(97.6 inch)

Capacities

Passenger index.....	2,444 litre.....	(86.3 cu.ft.)
Trunk/Cargo index.....	680 litre.....	(24.0 cu.ft.)
Fuel tank.....	51 litre	

Weights

	M/T	A/T
Curb weight.....	1,070 kg (2,359 lbs)	1,125 kg (2,480 lbs)
Gross vehicle weight.....	1,520 kg (3,351 lbs)	

Chassis / Suspension

Steering type.....	Power-assisted rack and pinion
Front suspension.....	MacPherson strut with coil spring
Rear suspension.....	MacPherson strut with coil spring
Brake system	Front.....Ventilated disc
	Rear.....Drum
Tires.....	P185/60R14

Comfort & Mechanical Equipment

GL GLX

Power steering.....	S.....	S
Cruise control.....	NA.....	S
4-wheel ABS.....	NA.....	O

Interior Equipment

Dual air bags.....	S.....	S
Tachometer.....	S.....	S
Tripmeter.....	S.....	S
Air conditioning.....	O.....	S
AM/FM cassette stereo w/4-spr.....	S.....	S
Centre console.....	S.....	S
Dual cup holders.....	S.....	S
Rear door child-safety locks.....	S.....	S
Power door locks.....	NA.....	S
Power windows.....	NA.....	S
Power mirrors.....	NA.....	S
Front seatback pockets (both sides).....	NA.....	S
Fold down rear seat.....	Split.....	Split
Remote back door release.....	NA.....	S
Remote fuel filler door.....	S.....	S
Cargo area underfloor space.....	S.....	S
Cargo area side storage.....	S.....	S

Exterior Equipment

Halogen headlamps.....	S.....	S
Side protective moldings.....	S.....	S
All-season radial tires.....	14-inch.....	14-inch
Full wheel covers.....	S.....	NA
Aluminum wheels.....	O.....	S
Front and rear mud flaps.....	S.....	S
2-spd. + variable intermittent front wipers.....	S.....	S
Rear wiper washer.....	S.....	S
Electric rear window defogger.....	S.....	S
Rear spoiler.....	O.....	S
Roof rails.....	S.....	S

EPA Fuel Economy Estimates

M/T A/T

City L/100 km (mpg).....	7.9 (36)	9.0 (31)
Highway L/100 km (mpg).....	5.9 (48)	6.5 (44)
Fuel type.....	Regular unleaded	

Colours



Superior White



Saturn Black Metallic




Bordeaux Red Metallic



Sapphire Blue Metallic



Grove Green Metallic



Silky Silver Metallic



Blue/Silver - Two Tone

1999 ESTEEM SEDAN

Engine / Drive Train

Engine type.....	In-line 4-cylinder, SOHC, 16-valve
Induction system.....	Electronic, multi-point fuel injection
Displacement.....	1,590 cc
Horsepower (SAE net).....	95 hp @ 6,000 rpm
Torque (SAE net).....	99 lb.ft. @ 3,000 rpm
Transmissions.....	5-spd. manual (4-spd. automatic)

Exterior Dimensions

Overall length.....	4,225 mm.....	(166.3 inch)
Overall width.....	1,690 mm.....	(66.5 inch)
Overall height.....	1,370 mm.....	(53.9 inch)
Wheelbase.....	2,480 mm.....	(97.6 inch)

Capacities

Passenger index.....	2,433 litre.....	(85.9 cu.ft.)
Trunk/Cargo index.....	340 litre.....	(12.0 cu.ft.)
Fuel tank.....	51 litre	

Weights

	M/T	A/T
Curb weight.....	1,010 kg (2,227 lbs)	1,050 kg (2,315 lbs)
Gross vehicle weight.....	1,460 kg (3,219 lbs)	

Chassis / Suspension

Steering type	Power-assisted rack and pinion	
Front suspension	MacPherson strut with coil spring	
Rear suspension	MacPherson strut with coil spring	
Brake system	Front	Ventilated disc
	Rear	Drum
Tires	GL P175/70R13	GLX P185/60R14

Comfort & Mechanical Equipment

GL GLX

Power steering.....	S.....	S
Cruise control.....	NA.....	S
4-wheel ABS.....	NA.....	O

Interior Equipment

Dual air bags.....	S.....	S
Tachometer.....	S.....	S
Tripmeter.....	S.....	S
Air conditioning.....	O.....	S
AM/FM cassette stereo w/4-spr.....	O.....	S
Centre console.....	S.....	S
Dual cup holders.....	S.....	S
Rear door child-safety locks.....	S.....	S
Power door locks.....	NA.....	S
Power windows.....	NA.....	S
Power mirrors.....	NA.....	S
Front seatback pockets (both sides).....	NA.....	S
Fold down rear seat.....	S.....	Split
Remote trunk release.....	S.....	S
Remote fuel filler door.....	S.....	S

Exterior Equipment

Halogen headlamps.....	S.....	S
Side protective moldings.....	NA.....	S
All-season radial tires.....	13-inch.....	14-inch
Full wheel covers.....	S.....	S
Aluminum wheels.....	O.....	O
Front and rear mud flaps.....	O.....	S
2-spd. + variable intermittent front wipers.....	S.....	S
Electric rear window defogger.....	S.....	S

EPA Fuel Economy Estimates


M/T A/T

City L/100 km (mpg).....	7.6 (37)	8.6 (33)
Highway L/100 km (mpg).....	5.7 (49)	6.4 (44)
Fuel type.....	Regular unleaded	

Colours



Superior White



Saturn Black Metallic




Bordeaux Red Metallic



Sapphire Blue Metallic



Grove Green Metallic



Silky Silver Metallic

Specifications

1999 SWIFT HATCHBACK

Engine / Drive Train

Engine type	In-line 4-cylinder, SOHC, 16-valve
Induction system	Electronic, multi-point fuel injection
Displacement	1,290 cc
Horsepower	79 @ 6,000 rpm
Torque (lb.-ft.)	75 @ 3,000 rpm
Transmissions	5-spd. manual (3-spd. automatic)

Exterior Dimensions

Overall length	3,795 mm	(149.4 inch)
Overall width	1,590 mm	(62.6 inch)
Overall height	1,390 mm	(54.7 inch)
Wheelbase	2,365 mm	(93.1 inch)

Capacities

Passenger index	2,191 litre	(77.4 cu.ft.)
Cargo volume index	238 litre	(8.4 cu.ft.)
Fuel tank	39 litre	

Weights

	M/T	A/T
Curb weight	860 kg (1,895 lbs)	875 kg (1,929 lbs)
Gross vehicle weight rating	1,190 kg (2,624 lbs)	

Chassis / Suspension

Steering type	Manual rack and pinion (power assist A/T only)
Front suspension	Independent MacPherson strut with stabilizer
Rear suspension	Independent MacPherson strut with stabilizer
Brake system	Front: Power assisted ventilated disc Rear: Power assisted drum
Tires	P155/80R13

Features

Power steering (A/T only)	S
Dual air bags	S
Side door impact beams	S
Tripmeter	S
Air conditioning	O
AM/FM cassette stereo w/4-spr	O
Centre console	S
Dual cup holders	S
Fold down rear seat	S
Side protective moldings	S
All-season radial tires	13-inch
Full wheel covers	S
Dual outside mirrors	S
2-spd. intermittent front wipers	S
Rear window wiper/washer	S
Electric rear window defogger	S
Rear parcel shelf	S

EPA Fuel Economy Estimates

	M/T	A/T
City L/100 km (mpg)	6.4 (44)	7.8 (36)
Highway L/100 km (mpg)	4.9 (58)	6.2 (45)
Fuel type	Regular unleaded	

Colours

		
Superior White	Jet Black	Victory Red
		
Medium Blue Metallic	Cypress Green Metallic	Mercury Silver Metallic

PARTS, ACCESSORIES AND SERVICE

Suzuki Parts, Accessories and Service have been satisfying even the most demanding customers for over 18 years. We're proud of the high standard of our quality products and reputable service. Service that you can depend on. When you purchase Suzuki accessories, you're guaranteed a high quality, competitively priced product that has been specifically designed for your vehicle. Nationwide, our dealers are there to make sure that your vehicle gets the best possible care. Our highly trained technicians know your vehicle inside out. Be sure to insist on Genuine Suzuki Parts: then you know you're getting great value without compromising quality.

SUZUKI LEASE

Interested in a new Suzuki as often as every two years? Then the Suzuki Lease may be for you. With a Suzuki Lease, you pay for the length of time you drive – which can make driving financially convenient. When your lease is up, you can buy your Suzuki outright or get behind the wheel of a brand new one.



SUZUKI SECURE

When you purchase a Suzuki, you're covered by a 3 Year / 80,000 km, zero-deductible, fully transferrable limited warranty. If any parts should fail due to defects in manufacturing or installation, they will be repaired or replaced free of charge. At no cost to you. Suzuki roadside assistance covers you anywhere in Canada and the continental U.S.A. If you run into trouble, just call our toll-free number and you'll be connected to a bilingual Suzuki Secure counsellor who will give you the help you need. Your Suzuki will, if necessary, be towed free of charge (up to 30 km) to the nearest Suzuki Dealer or CAA/AAA approved service centre – 24 hours a day, 365 days a year. You're covered for 3 Years / 80,000 km.

SUZUKI SECURE PLUS

Ask your dealer for more information on how to purchase our extended vehicle protection and expanded roadside assistance plans for your new Suzuki.

Esteem and Swift are registered trademarks of Suzuki Motor Corporation of Japan. DRIVE RESPONSIBLY; BUCKLE UP FOR SAFETY - DON'T DRINK AND DRIVE. Specifications and Equipment based on information available at time of printing and subject to change without notice, and may differ in each sales area. Some vehicles shown with optional equipment. For more details on 1999 options, accessories and specifications, contact your local Suzuki Dealer. To avoid injury from an inflating air bag: Always place children twelve years old and under in the rear seat; always move both driver and passenger seats as far back from air bag as practical; never transport a child in rear-facing child seat in the front seat; always use the seat belts and buckle up properly.





For a Suzuki Dealer near you, call 1-800-264-4619
or visit our website at www.suzuki.ca

40000-CARRS-E99