


# VITARA

1.6 3-DOOR ESTATE AND SOFT TOP



# Freedom of choice

The original and still the best, the 3-door Vitara is the perfect embodiment of the Suzuki philosophy. Stylish, individual, practical and fun, the Vitara gives you the freedom to explore the exciting world of 4x4 motoring. With the new JX Sport and JXL SE versions the Vitara just gets better and better.



Vitara JX Sport Soft Top

4-speed automatic transmission  
with normal and power modes




One thing remains unchanged. The Vitara is all about living life to the full. Seizing the day and taking advantage of every last second. Typical Suzuki reliability and an inherent ruggedness combine with the rigid monocoque body shell and sturdy three section ladder frame to produce a 4x4 that you can genuinely rely on. Whether you choose Soft Top or Estate, the elevated driving position gives you excellent visibility all round. The short wheelbase and power assisted steering makes the Vitara incredibly manoeuvrable. Selectable 4WD with high and low ratios ensures you can go just about anywhere, but wherever you go, the dramatic exterior styling ensures you'll always be noticed.

Powered by a lively 1.6 litre fuel injected engine, the Vitara has a precise 5-speed manual transmission as standard while the JXL SE has the added advantage of an optional 4-speed automatic featuring a lock-up torque converter and switchable overdrive with a choice of power and economy modes. And while the Vitara keeps you secure with side impact protection beams, it also keeps itself secure. The standard electronic engine immobiliser responds only to the unique code of your ignition key, giving you total freedom, but not others.







Vitara JX Sport

#### EQUIPMENT

Soft top hood with suntop  
 Fuel injected 1.6 engine  
 Selectable 4WD  
 Choice of 5 speed manual or  
 4 speed auto\*  
 Power steering  
 Front electric windows\*

Central door locking\*  
 Electric door mirrors\*  
 Immobiliser  
 Separately folding rear seats  
 Lockable glovebox  
 Digital clock

\*JLX SE only



# Fresh air freedom

When the fun ends for others, it is only just beginning for the Vitara. The new JX Sport and JX SE Soft Top both have the style and four wheel drive ability to get away from it all.



Vitara JX SE - alloy wheels shown are optional accessory items.

There's nothing better than the feeling of wind in the hair motoring. The sun's out, the top's down and the shades are most definitely on. Your introduction to the world of soft top 4WD motoring begins with the highly specified JX Sport model. As standard you'll find power steering, an engine immobiliser, lockable glovebox and, of course, selectable 4WD. The soft top hood can be folded half way back creating a 'suntop' above the front seats or removed completely to let you take advantage of every last ray of sun.

The specification of the JX SE goes even further, with body coloured bumpers, door handles and door mirrors providing a totally integrated and stylish look on the outside, and central locking, electric windows and electric

door mirrors for your convenience on the inside. The hood on the JX SE can be folded to create a 'suntop' or completely folded down in a simple manoeuvre.

While the soft top makes the Vitara perfect for enjoying the summer, the renowned Suzuki 4WD system lets you enjoy the winter too, with a choice of high and low ratios when conditions demand. Both models feature fuel injected engines - a 1.6 litre 8-valve 79bhp version in the Sport and 16-valve 1.6 litre 95bhp version in the JX SE. Wherever you go you'll have the power to explore.



Vitara JX SE interior

# Total freedom

The 3-door Estate dares to be different from the average family hatch. But then again, the Vitara is far from average.



Vitara J1X SE featuring optional accessory items

The chunky looks of the 3-door Estate reflect the Vitara's rugged and original nature. Perfect for leaving it all behind, the flexible load space allows you to take it all with you. Available in both JX Sport and J1X SE versions the Vitara Estate has something for everyone.

The standard specification of the Sport includes a 1.6 litre 79bhp 8-valve engine, power steering, immobiliser, lockable glovebox and rear wash/wipe. The J1X SE has a maximum power of 95bhp with a 16-valve 1.6 litre engine. Equipment levels are also increased with electric windows, electric door mirrors and central locking.

Both the JX Sport and the J1X SE have fuel injected engines providing the Vitara with get up and go. With traditional Suzuki reliability you can do just that. Both versions feature a transfer box which allows you to select two or four wheel drive, with high and low ratios.

The Vitara Estate brings new meaning to getting away from it all.

Vitara JX Sport Interior





## EQUIPMENT

Vitara J1X SE featuring optional accessory items

Rear wash/wipe	Electric door mirrors*
Fuel injected 1.6 engine	Immobiliser
Selectable 4WD	Separately folding rear seats
Choice of 5 speed manual or 4 speed auto*	Lockable glovebox
Power steering	Digital clock
Front electric windows*	
Central door locking*	

\*J1X SE only



With exceptional levels of specification providing a quality ambience, you will find the JX Sport and J LX SE spacious and comfortable.

# Freedom of space

When you're exploring the great outdoors, you'll appreciate the great indoors, where the interior compartment space is as generous as the specification. The stylish design provides extensive headroom for you and your passengers. And with supportive seating with cloth upholstery to keep you comfortable and secure, the Vitara is ideal for small journeys and big



Separately folding rear seat options

adventures alike. A newly designed dashboard ensures that everything is close to hand and simple to operate. The instrument panel is clear and precise and features a '4WD on' light indicator as well as an audible warning in the J LX SE to let you know if your keys are left in or your lights on.

Excellent visibility all round is heightened, quite literally, by the elevated driving position of the Vitara, providing the driver with a clear view of the road ahead. Once you do come to a halt, the wide tailgate opens conveniently at bumper level and allows for easy access and loading. The modular rear seats fold separately to make the Vitara immensely flexible. So if you need to carry a mixture of passengers and luggage, you'll find the Vitara gives you the freedom of space to do it.



With exceptional levels of specification providing a quality ambience, you will find the JX Sport and J LX SE spacious and comfortable.

# Freedom of space

When you're exploring the great outdoors, you'll appreciate the great indoors, where the interior compartment space is as generous as the specification. The stylish design provides extensive headroom for you and your passengers. And with supportive seating with cloth upholstery to keep you comfortable and secure, the Vitara is ideal for small journeys and big




Separately folding rear seat options

adventures alike. A newly designed dashboard ensures that everything is close to hand and simple to operate. The instrument panel is clear and precise and features a '4WD on' light indicator as well as an audible warning in the J LX SE to let you know if your keys are left in or your lights on.

Excellent visibility all round is heightened, quite literally, by the elevated driving position of the Vitara, providing the driver with a clear view of the road ahead. Once you do come to a halt, the wide tailgate opens conveniently at bumper level and allows for easy access and loading. The modular rear seats fold separately to make the Vitara immensely flexible. So if you need to carry a mixture of passengers and luggage, you'll find the Vitara gives you the freedom of space to do it.

## ACCESSORIES



Soft luggage cover

By choosing from the wide range of Suzuki Exclusive Accessories you can be sure that you'll create a lasting impression wherever you go.

The Vitara is already one of the most stylish and distinctive 4x4s on the road and you can add your own touch of individuality by choosing from the comprehensive range of accessories manufactured to the exacting standards of Suzuki. From the added practicality that roof rack systems and luggage liners bring to the enhanced styling of alloy wheels and stainless steel side steps, you can really make your Vitara stand out from the crowd.



Sahara alloy wheel



Suzuki Sound System



Air conditioning



Stainless steel spare wheel cover



Rear mudflap set

## EQUIPMENT

	VITARA 1.6 JX SPORT		VITARA 1.6 JXL SE	
MODEL	SOFT TOP	ESTATE	SOFT TOP	ESTATE
TRANSMISSION	5M/T	5M/T	5M/T / 4A/T	5M/T / 4A/T
<b>COMFORT</b>				
Power assisted steering	*	*	*	*
Front electric windows	-	-	*	*
Central door locking	-	-	*	*
Electric door mirrors	-	-	*	*
4-speed air flow control	*	*	*	*
<b>INSTRUMENT PANEL</b>				
Rev. counter and tripmeter	*	*	*	*
Digital clock	*	*	*	*
"Lights on" warning	-	-	*	*
Cigarette lighter	*	*	*	*
Steering wheel	4 spoke	4 spoke	4 spoke	4 spoke
"4WD on" indicator	*	*	*	*
<b>INTERIOR</b>				
3-position interior light	*	*	*	*
Sun visor (both sides)	*	*	*	*
Vanity mirror (passenger side only)	-	-	*	*
Day/night rearview mirror	*	*	*	*
Cloth seat trim	*	*	*	*
Reclining & sliding front seats	*	*	*	*
Walk-in sliding seat mechanism (passenger side)	*	*	*	*
Rear seat auto lock system	*	*	*	*
Front seat head restraints	*	*	*	*
Separately folding rear seats	*	*	*	*
Centre console	-	-	*	*
Door trim	vinyl	vinyl	moulded	moulded
Front door trim pockets	-	-	*	*
Front door arm rests	-	-	*	*
Passenger grab handles	-	3	-	3
Lockable glovebox	*	*	*	*
Rear ashtray	*	*	*	*
<b>EXTERIOR</b>				
Halogen headlights and tinted glass	*	*	*	*
Intermittent windscreen wiper	*	*	*	*
Rear wash/wipe	-	-	*	*
Heated rear window	-	-	*	*
Twin map reading lights	-	-	*	*
Rear quarter window black outlining	-	*	-	*
Black painted door sash	-	*	*	*
Towing hook	*	*	*	*
Manual free wheeling hubs	*	*	*	*
Lockable fuel tank	*	*	*	*
Suntop	*	*	*	*
Removable soft top hood	*	*	-	-
Fold down soft top hood	-	-	*	-
Spare full wheel cover	*	*	*	*
Colour co-ordinated bumpers/door handles/door mirrors	-	-	*	*
<b>SAFETY</b>				
Immobiliser	*	*	*	*
Adjustable front seatbelt anchorage	*	*	*	*
Side impact protection beams	*	*	*	*

\* Standard - Not available

**SUZUKI**  
*Exclusive*  
**ACCESSORIES**  
Recommended by Suzuki GB PLC


## SPECIFICATION

MODEL	VITARA 1.6 JX SPORT			VITARA 1.6 JX SE		
TRANSMISSION	SOFT TOP	ESTATE	SOFT TOP	SOFT TOP	ESTATE	ESTATE
	5M/T	5M/T	5M/T	4A/T	5M/T	4A/T
DIMENSIONS						
Overall length	mm (in)		3,630 (142.9)			
Overall width	mm (in)		1,655 (65.2)			
Overall height	mm (in)		1,665 (65.5)			
Wheelbase	mm (in)		2,200 (86.6)			
Track	Front mm (in)		1,395 (54.9)			
	Rear mm (in)		1,400 (55.1)			
Ground clearance	mm (in)		200 (7.87)			
Turning circle	m (ft)		4.9 (16.1)			
WEIGHT						
Kerb weight	kg (lbs)	1,130 (2,491)	1,140 (2,513)	1,135 (2,502)	1,155 (2,546)	1,145 (2,524)
Gross vehicle weight	kg (lbs)	1,500 (3,307)				
Towing weight	braked kg (lbs)		1,450 (3,197)			
	unbraked kg (lbs)		450 (992)			
ENGINE						
Type	G16A		G16B			
Cylinders	In-line 4					
Fuel distribution	Single point injection		Multi point injection			
Piston displacement	cc (cu. in)		1,590 (97)			
Bore x stroke	mm (in)		75.0 x 90.0 (2.953 x 3.543)			
Compression ratio	8.9:1		9.5:1			
Maximum output [EEC net]	79/80/58.8-5,400		95/96/70.6-5,600			
bhp/PS/kW @ rpm						
Maximum torque [EEC net]	93.9/13/127.4-3,000		97.6/13.5/132.4-4,000			
lb.ft./kgm/Nm @ rpm						
Fuel consumption (Standard 80/1268*93/116/EEC)						
Urban cycle	mpg/L/100km	26.2/10.8	27.7/10.2	24.4/11.6	27.7/10.2	24.4/11.6
Extra urban	mpg/L/100km	37.7/7.5	39.2/7.2	34.9/8.1	39.2/7.2	34.9/8.1
Combined	mpg/L/100km	32.5/8.7	34.0/8.3	30.1/9.4	34.0/8.3	30.1/9.4
TRANSMISSION						
Type	Manual		5-speed all synchromesh			
	Automatic		4-speed automatic with selectable power mode			
Gear ratio	1st	3.704	3.652	2.826	3.652	2.826
	2nd	2.020	1.947	1.493	1.947	1.493
	3rd	1.369	1.379	1.000	1.379	1.000
	4th	1.000	1.000	0.730	1.000	0.730
	5th	0.802	0.795	-	0.795	-
Transfer ratio		low: 1.816		high: 1.000		
Final gear ratio	Reverse	4.472	3.670	2.703	3.670	3.670
	Final gear ratio	4.300	4.875	5.125	4.875	5.125
CHASSIS						
Steering	Power assisted recirculating ball and nut					
Suspension	Front	MacPherson strut and coil spring				
	Rear	Multi-link				
Brakes	Front	Disc				
	Rear	Drum				
Tyres	195 R15 94Q/94S					

## COLOURS




Saturn Black Metallic



Victory Red

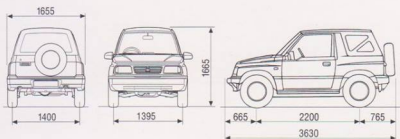


Medium Blue Metallic

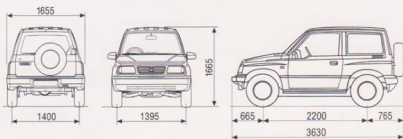


Victorian Violet Metallic

Soft Top




Estate



All dimensions shown in mm.





Founded in Japan in 1920 Suzuki has grown to become the 3rd largest motorcycle manufacturer and the 12th largest motor manufacturer in the world today, producing over 1 million vehicles a year. Operating in 170 countries, Suzuki has an exciting range of motorcycles, automobiles, outboard motors and power products.

The Suzuki range of motorcycles is renowned. World champions like Barry Sheene and Kevin Schwantz have earned their stardom through the high performance of Suzuki sports bikes.

However, Suzuki does not just build sports motorcycles, they provide a full range of machines from scooters to cruisers to suit all members of the family... even LT50's for the young.

If you've ever wondered what it is that makes the Tigershark fly across the water at such a rate of knots, wonder no more.


On close inspection, you'll find that Suzuki manufactures the engines to power the full range of Tigershark personal watercraft.

Not only that but they also make some awesome outboard motors, including a V6 that pumps out over 220 bhp. On the subject of pumps, Suzuki makes a range of waterpumps too, and generators.

The Vitara range continues to grow with more powerful engines and a new intercooled Turbo Diesel. The new Baleno range attracts great interest in it's sector. Also introduced into the UK market is the new Alto - a small car which is big in character.

With the Baleno, Alto, the highly successful Swift and SuperCarry van, the Suzuki vehicle range is now stronger than ever.

Whatever life you lead, Suzuki products let you enjoy it to the full.



## SHIELD

Suzuki Shield - a 3 year/60,000 mile new vehicle warranty and a 6 year perforation warranty.

## SENTINEL

Suzuki Sentinel - 24 hour roadside assistance, recovery and many other associated services for 12 months.

## FINANCE

Suzuki has a wide range of tailor made finance plans that are available through Suzuki Financial Services Limited.

## INSURANCE

A specially created insurance programme specifically for Suzuki owners, offering extremely competitive rates and many valuable benefits.

YOUR LOCAL SUZUKI DEALER



Suzuki GB PLC, 46-62 Gatwick Road, Crawley, West Sussex RH10 2XF



Multipurpose vehicles have a higher centre of gravity and different steering/handling characteristics than ordinary cars. Your driving technique will need adapting accordingly. Specifications shown have been achieved by production models under standard operating conditions. Data is intended to describe vehicles and their performance fairly, but may not apply to every vehicle. Colours, specifications and equipment may vary without notice. All details correct at time of going to press.