

**SUZUKI**  
The Right Answer



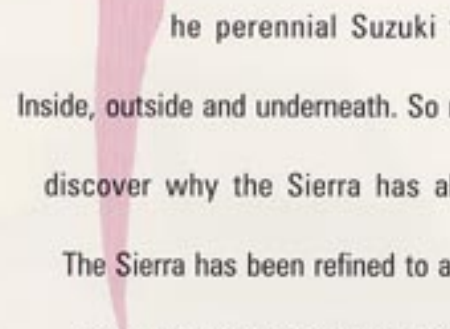
SALE



The car that puts the fun back into functional.







The perennial Suzuki favourite, Sierra, has just been fully redesigned. Inside, outside and underneath. So now, a whole new generation of funlovers are about to discover why the Sierra has always been the first choice in great value 4WD's. The Sierra has been refined to a new level of comfort, convenience and performance, yet retains all of its essential character.

The practical Suzuki approach to multi-purpose 4WD vehicles is evident in an all new transfer gearbox and all coil spring suspension. These now give a much smoother ride and superior off-road capability.

New ergonomic seats with sporty trim offer individual adjustment. A redesigned dash with attractive, oversized white instrumentation provides clear information. And an improved, three-spoke steering wheel and separate folding rear seats are other important contributions to overall comfort.

Sierra is the vehicle for people who want a car they can be passionate about. Ask the legion of dedicated Sierra owners who wouldn't drive anything else. This car will feature in your best memories.





How we improved on a great idea.



Vehicles shown are European models.





The Suzuki Sierra combines city smarts, with real 'getaway' performance. In the new model Sierra, the best has been retained, but the vehicle has been lifted to an even higher level of excellence.

An innovative approach to interior design means the Sierra is now much more comfortable to drive, without forsaking its original, utilitarian purpose.

A smoother, more aerodynamic shape, means it's also more attractive.

Sierra's popularity can be seen by the number being happily driven all over Australia. From the sands of Fraser Island, to the snows of the Australian Alps, to the busy shopping strips of our major cities. Sierra gives you more choice; two-wheel or four-wheel drive, city or country, hardtop or convertible, sunshine or shade. It also gives you great economy, using just 6.8 litres of fuel per 100

kilometres Highway cycle, and 8.5 litres City cycle, (AS 2877). Just when you thought Sierra couldn't get any better - the Suzuki designers have given it a whole new lease of life!



*White-faced, easy to read, analog instrumentation.*



# The kind of features you've been waiting for.

## Innovative interior design ►

Sierra's re-designed interior greatly enhances comfort levels. New, precisely adjustable front seats and separate folding rear seats, a 3-spoke steering wheel and white-faced, easy to read analog instrumentation, all contribute to an easier driving experience.



## ▼ Agility on rough roads, comfort on smooth

Sturdy front and rear 3-link coil spring suspension with rigid axles combine to give good ground clearance and off-road capability without sacrificing comfort of ride in city traffic.



## Robust & fuel efficient engine ►

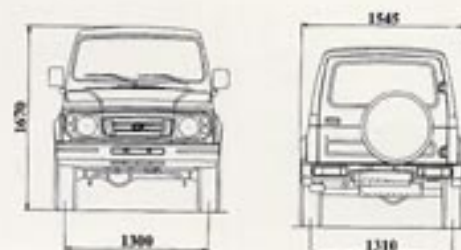
Sierra's engine delivers powerful torque throughout the rev range. Its cross-flow combustion chambers lower fuel consumption and increase performance.





## Sierra Specifications

DIMENSIONS			CONVERTIBLE	HARDTOP	TRANSMISSION	
Overall length	mm(in)		3,455 (136.0)	3,480 (137.0)	Type	5 forward, all synchromesh, 1 reverse
Overall width	mm(in)		1,545 (60.8)		Gear Ratios:	
Overall height	mm(in)		1,660 (65.4)	1,670 (65.7)	1st	3.652
Wheelbase	mm(in)		2,030 (79.9)		2nd	1.947
Track	Front	mm(in)	1,300 (51.6)		3rd	1.423
	Rear	mm(in)	1,310 (51.6)		4th	1.000
Ground clearance (between axles)	mm(in)		245 (9.6)		5th	0.864
Minimum turning radius	m(ft)		5.1 (16.7)		Reverse	3.466
WEIGHT					Final gear ratio	3.909
					Transfer gear ratio high	1.320
Kerb weight	kg (lbs)		930 (2,050)	950 (2,094)	low	2.123
Gross vehicle weight	kg (lbs)		1,330 (2,932)		CHASSIS	
ENGINE						
					Steering	Recirculating ball (power option)
Type:			G13BA, 4 Cycle, SOHC		Suspension front & rear	3 link and coil spring
Cylinders			In-Line 4		Power assisted brakes:	
Number of valves			8		Front	Disc
Displacement	cc (cu in)		1,298 (79.2)		Rear	Drum, leading & trailing
Bore - stroke mm (in)			74.0 - 75.5 (2.91-2.97)		Tyres	205/70 R15
Compression ratio			9.5:1			
Fuel distribution			Carburettor		CAPACITY	
Maximum output	kW (HP)/rpm		47.0 (64)/6,000		Fuel Tank	40 litres
Maximum torque	Nm (kg-m)/rpm		100.0 (10.2)/3,500			



Sierra Convertible



Sierra Hardtop

## Sierra Equipment List

<b>COMFORT</b> Heater/Demister Air conditioning (optional) Radio/audio system	<b>INTERIOR</b> Cabin light (3-position) Sun visors Vanity mirror (passenger side) Day/night rearview mirror Front & rear seat material Vinyl *1 Fabric *2 Reclining & sliding front seats Detachable front seat head restraints Separate folding rear seats Walk-in slide mechanism (passenger side)	<b>EXTERIOR</b> Halogen headlights Front wipers 2 speed & intermittent Rear window demister *2 Tinted glass Locking fuel cap Side sill protector Road wheels, steel painted Road wheels, chrome plated (Opt) Wheel centre caps (rear) Manual free-wheel hubs	<b>SAFETY</b> Impact absorbing steering column Side impact door beams High mounted stop lamp Child restraint anchorages
<b>INSTRUMENT PANEL</b> Tachometer Tripmeter Digital clock Cigarette lighter Steering wheel Urethane, 3 spoke Steering lock		<b>NOTE:</b> *1 Convertible *2 Hardtop	


Metallic paint optional. Options are at extra cost unless otherwise stated. Standard and optional equipment available may vary for individual markets. Please enquire at your dealers, as specifications and illustrations may refer to models not available in your region. Specifications in non-metric units are approximate. SUZUKI MOTOR CORPORATION reserves the right to change, without notice, prices, colours, materials, equipment, specifications and models, and also to discontinue models.



# Cars with character carry a Suzuki badge.

At Suzuki, we've developed an impressive reputation for quality, safety and value. We have a wealth of experience and remain committed to constant innovation in all aspects of car design. From the beginning, Suzuki has set the pace in producing 'niche' vehicles to satisfy the tastes of the most individual buyer.

From the economical Alto to the luxurious Vitara V6 Estate, the Suzuki range is unique in its diversity. You'll find the more you question price, economy, safety, performance and style, the more it becomes very clear that Suzuki is The Right Answer.



SIERRA



ALTO



SWIFT C100



BALENO



VITARA



X-90



VITARA V6 ESTATE

