

SUZUKI  
4x4  
1992





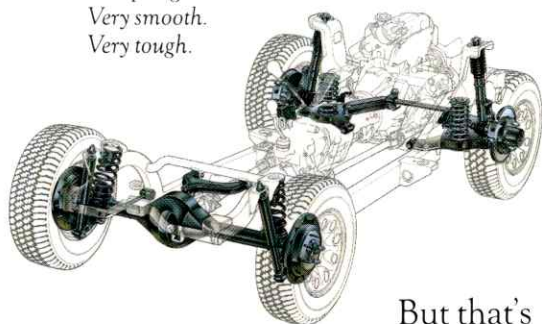


Some competitors  
barely survive  
under challenging  
conditions.

Others . . . thrive on them. The  
Suzuki Sidekick® is like that.

Oh yes, the Sidekick will  
behave in the city, going from  
work to shopping to the theatre  
with fuel-efficiency and com-  
fort. And turning quite a few  
heads while it does so.


*Every Sidekick features gas shock absorbers and  
coil springs all around.  
Very smooth.  
Very tough.*



But that's  
only half of what the Sidekick  
can do for you. The 4-door  
model comes with a state-of-the-  
art, 16 valve, 1.6 litre engine that  
features multi-point electronic  
fuel injection with

And overhead

*Rear wheel anti-lock  
brake system\*\* and  
front power disc brakes  
are standard Sidekick equipment.*




cam, of course. It also offers  
an electronic spark advance  
ignition system that sets ignition  
timing automatically. We're  
talking outstanding torque at  
low RPM's.

The Sidekick's 160 mm  
suspension stroke and standard  
gas shock absorbers let you

## A STRONG PERFORMER.

absorb nature . . . not bumps.  
Perhaps more than any other  
4-wheel drive vehicle, the  
Sidekick was  
designed with



*The 4-door  
Sidekick's 16  
valve 1.6 litre engine  
features multi-point electronic fuel-injection  
with dual jet injectors and overhead cam.*

comfort in mind. There's less  
twist and flex in the frame.  
Fewer squeaks and rattles. It's  
truly "at home" on the off road.

It's quite a performance.

But so is Sidekick's warranty:  
3 year/80,000 km, bumper-to-  
bumper, zero-deductible, fully  
transferable limited warranty\*.





Some performers just seem  
to attract more attention.  
It could be their confidence.  
It could be their style.  
That's Sidekick in the city.



At your fingertips:  
power windows  
and power door locks.

The Suzuki Sidekick just seems  
to stand out wherever it goes . . .  
driving to work, dropping the  
kids off at school, going to the  
theatre. Sidekick owners take it  
everywhere, because frankly  
it's a pleasure to drive. Inside,

this rugged  
individual



is remarkably civilized. It's roomy.  
The controls are easy to reach  
and use. The comfortable  
bucket seats are fully reclining.

In the city it's agile, and  
offers an anti-lock brake system\*\*  
for good control. On the high-  
way, its 4 valves per cylinder  
make the 4-door Sidekick ideal

## A STYLISH PERFORMANCE.

for long distance cruising.

And the Sidekick  
is flexible  
according to  
your personal  
tastes.



Choose the 2-door  
Sidekick with

4-door Sidekick  
now available  
with a 4-speed  
automatic  
transmission.

5-speed manual transmission  
and your choice of soft-top,  
hard-top, or removable hard-  
top. Or the 4-door Sidekick with  
optional 4-speed electronically-  
controlled automatic trans-  
mission† with dual power range.

Now it even includes  
2 driving modes at the flick of



Premium sound systems, power windows, power door locks,  
power steering, power sideview mirrors, tilt steering wheel  
create a most satisfying driving environment.

a switch: 'normal' for maximum  
fuel economy; and 'power' . . .  
for quicker acceleration and  
tough off-road conditions.

\*Ask your dealer for warranty details.  
\*\*The rear wheel anti-lock brake system operates in 2-wheel  
drive mode only.  
†4-Door Model only.







# 4 - D O O R S I D E K I C K<sup>®</sup>

When it comes to 4-wheel drive vehicles, Suzuki changed the rules of



the game when we introduced our longer, 4-door Sidekick. Here was the fun of a Sidekick, with a smooth ride and lots of room. Four-wheel drive . . . plus the famous Suzuki 3 year/80,000 km bumper-to-bumper limited warranty\*.

For 1992, Suzuki has more than merely refined this popular Sidekick's performance. Now our family-friendly, longer design camouflages some of the

most exciting, state-of-the-art technology you can find in a sport-utility vehicle.

The engine is new. Upgraded to a 16 valve, 1590 cc engine with single overhead cam. The response is crisper. Highway

## THE SIDEKICK WITH MORE SPACE NOW FEATURES MORE PERFORMANCE.

cruising is smoother. Its multi-point electronic fuel-injection features dual jet injectors . . . unique in 4-wheel drive

vehicles. You'll feel the difference in the crisp response, the

smooth and quiet ride on the highway.

There's a new,

4-speed automatic



*Optional 4-speed electronically-controlled automatic transmission with dual power range.*

transmission with overdrive available. Choose the normal mode for maximum efficiency or power mode for off-road driving at the flick of a switch.

Yes, the 1992 4-door Sidekick has it all . . . even down to a self-diagnosing engine management system. It's one considerate Sidekick, that you should consider.



*The 4-door Sidekick adopts a luxury attitude when it comes to interior space and comfort.*









# 2 - D O O R S I D E K I C K<sup>®</sup>

Take a look at the back  
of this brochure, and  
you'll

see a list of standard equipment  
that's pretty impressive. But  
there's one standard item that's  
not even listed. Fun. It's hard  
not to have fun in the '92 2-door  
Sidekick!

Here is a 4-wheel drive  
vehicle eager for the rough and  
tumble, with a superb chassis  
and state-of-the-art powertrain  
engineering. A rear wheel anti-

absorbers are standard, as is  
a newly designed instrument  
panel that puts everything  
within easy reach.

Even choosing is fun with  
the 2-door Sidekick. Do you  
want hard-top or soft-top? How

## WE MADE FUN STANDARD EQUIPMENT.

about air conditioning†? What  
kind of sound system†? They're  
all available, whichever Sidekick  
you choose.

The line up starts with  
the JA ... it's our lowest-  
priced Sidekick, yet it  
shares features with the more

expensive models. And offers  
standard luxury touches  
like intermittent  
wipers.

Next there's the JX, featuring  
split folding rear seats, upgraded  
instrumentation,  
styled



*Cruise  
control is standard  
equipment on 2-door JX.*

aluminum wheels, tinted  
windows and more. And ulti-  
mately ... the J LX, with power  
windows, power door locks,  
cruise control, AM/FM stereo  
cassette, and a dynamic interior/  
exterior trim package, it's all  
dressed up and ready to go.

The right engineering,  
the right luxuries and the  
right price.

All you add ... is the fun.



*Soft-top or hard-top ... the choice is yours.*

lock brake system\*\* and gas-

charged, double-action shock









# SAMURAI®

The big news about Samurai®



'92 is that it's changed. And that it hasn't.

Over the years, Samurai has evolved and added more power, recalibrated suspension components, and an electronic ignition system . . . but the basic concept has remained the same.

Because the Samurai is a classic which Suzuki owners have told us not to change too much.



Enjoy the 'wide open spaces' with Samurai's new optional removable hard-top.

This year, Samurai has improved in subtle ways. The front grille has been redesigned. The steering wheel has been modified and improved. And there's comfortable, newly upgraded seat fabric.

## ALL THE RIGHT MOVES.

A whole lot of 4-wheel drive for the money, Samurai offers shift-on-the-fly 2-speed transfer case, 4-wheel or 2-wheel drive,

5-speed transmission, technologically advanced 1.3 litre, electronically fuel-injected, overhead cam

engine, and power front disc brakes. And if you wish, you can



1.3 litre, electronically fuel-injected, single overhead cam engine.

add a removable hard-top, or surround yourself with stereo FM radio sound†.

And of course, it's backed by Suzuki's 3-year/80,000 km, bumper-to-bumper, zero-deductible, totally transferable limited warranty\*.

You can count on the Samurai to make fun of any driving conditions you care to take on. Because frankly, it's got all the right moves.





From the beginning, the history of Suzuki has been one of human determination. In 1909, Michio Suzuki established the Suzuki Loom Works in order to manufacture a more productive loom. Today, Suzuki Motor Corporation employs 13,000 employees and operates 38 assembly plants around the world. The products we sell range from passenger cars and 4-wheel drive sport-utility vehicles to motorcycles, all-terrain vehicles and outboard motors.

And while there may seem to be a vast distance between Suzuki's origins and where the company is today, the connection is a close one because the

---

## SUZUKI A HISTORY OF PERFORMANCE.

---

guiding philosophy has remained the same: produce a better quality product and success will follow.

Suzuki has always started by

asking what people need. We then employ technology and breakthrough engineering to satisfy our customers with value-packed products at competitive prices.

But this product is only the first link in Suzuki's unique 'chain of consumer satisfaction'. Suzuki is committed to supplying knowledgeable and friendly service to ensure a positive relationship between our customers and our dealers.

It's been a remarkable performance so far.



Swift Sedan GLX

Swift GT



**A. Grille Guard and Side Guard Set**

Add rugged but stylish looks to your Sidekick with a grille guard/side guard set.

**B. Custom Aluminum Wheels and Tires**

Smartly styled to give your Sidekick a custom flare. See your dealer for a wheel design to suit your style.

**C. Air Conditioning**

Chill out with factory engineered air conditioning.

**D. Deluxe Removable Hard-top**


Optional removable two piece top provides improved weather protection for your Sidekick.

**E. Trailer Hitch**

Campers, boat or utility trailers are easily coupled to your Sidekick using this high quality trailer hitch. See owner's manual for weight restrictions.

**F. Suzuki Roof Carrier System**

Premium quality removable roof carrier system allows you to load up your Sidekick for those long trips. Optional modules for skis, luggage, bicycles, and windsurfers allow you to custom tailor to your needs.




Swift Hatchback



Samurai





2-Door Sidekick JLX

4-Door Sidekick JLX



# 1992 SUZUKI 4x4 SPECIFICATION

Every 1992 Suzuki enjoys a comprehensive 3 year/80,000 km, bumper-to-bumper, transferable, zero deductible limited warranty\*.

## THE SUZUKI WARRANTY.

Please see your Authorized Suzuki Dealer for full details. Suzuki, Swift, Sidekick and Samurai are registered trademarks of Suzuki Motor Corporation of Japan. Suzuki Motor Corporation of Japan and Suzuki Canada Inc. reserve the right to change, without notice, equipment, specifications, colours and materials.

Each model may be discontinued without notice. Please inquire at your local dealer for details of any such changes. Some items appearing in photographs may be optional at extra cost. Please be advised

MODEL	2-Door Sidekick		4-Door Sidekick		Samurai
ENGINE					
Piston Displacement	4 cyl. 1590 c.c.				4 cyl. 1298 c.c.
Type	SOHC		SOHC (16 valve)		SOHC
Bore and stroke	75.0 x 90.0 mm (2.95 x 3.54 in)				74.0 x 75.5 mm (2.91 x 2.97 in)
Compression ratio	8.9:1		9.5:1		9.5:1
Max. output (SAE net)	80 hp @ 5400 rpm		95 hp @ 5600 rpm		66 hp @ 6000 rpm
Max. torque (SAE net)	94 lb ft @ 3000 rpm		98 lb ft @ 4000 rpm		76 lb ft @ 3500 rpm
Fuel Injection type	Electronic throttle body		Electronic multipoint		Electronic throttle body
TRANSMISSION					
Type	5 speed manual	3 speed automatic with lock-up converter	5 speed manual	4 speed automatic with lock-up converter	5 speed manual
Gear ratio – First	3.652	2.400	3.652	2.826	3.652
– Second	1.947	1.466	1.947	1.493	1.947
– Third	1.379	1.000	1.379	1.000	1.423
– Fourth	1.000	–	1.000	0.730	1.000
– Fifth	0.864	–	0.795	–	0.864
– Reverse	3.670	2.000	3.670	2.703	3.466
Transfer case box	2 speed				2 speed
Transfer gear box ratio	High – 1, Low – 1.816				High – 1.409, Low – 2.268
DIMENSIONS mm (in)					
Overall length	3,620 (142.5)		4,030 (158.7)		3,430 (135.0)
Overall width	1,630 (64.2)		1,635 (64.4)		1,540 (60.6)
Overall height	1,665 (65.2)		1,690 (66.5)		1,640 (64.6)
Wheel base	2,200 (86.6)		2,480 (97.6)		2,030 (79.9)
Track front	1,395 (54.9)		1,395 (54.9)		1,300 (51.2)
Track rear	1,400 (55.1)		1,400 (55.1)		1,310 (51.6)
Leg room front	1,069 (42.1)		1,069 (42.1)		978 (38.5)
Leg room rear	804 (31.7)		830 (32.7)		–
Shoulder room front	1,325 (52.5)		1,325 (52.5)		1,210 (47.6)
Shoulder room rear	1,275 (50.1)		1,315 (51.8)		–
Cargo area	Soft Top JA, JX/JLX	Hard Top JA/JX			
Length	705/665 (27.7/26.1)	700/660 (27.5/25.9)	Rear seat upright 535 (21.0) Rear seat folded down 1,035 (40.7)		650 (25.6)
Width	1,280/1,275 (50.3/50.1)	1,280/1,275 (50.3/50.1)	1,275 (50.1)		1,270 (50.0)
Height	990 (38.9)	980 (38.5)	1,020 (40.1)		1,020 (40.2)
Ground clearance	200 (7.9)				205 (8.1)
CURB WEIGHT kg (lbs)	Manual	Automatic	Manual	Automatic	
Soft Top	1,088 (2,399)	1,115 (2,458)	–	–	956 (2,108)
Hard Top	1,094 (2,412)	1,118 (2,465)	1,226 (2,703)	1,240 (2,734)	–
Gross vehicle wt. rating	1,450 (3,196)		1,600 (3,527)		1,330 (2,932)
Seating capacity	4 Adults				2 Adults
SUSPENSION					
Front	McPherson strut				Leaf Rigid
Rear	Rigid axle with lower trailing arm & "A" shaped arm				Leaf Rigid
STEERING	Ball & Nut				Ball & Nut
Min. turning radius	4.9 m (16.08 ft)		5.4 m (17.73 ft)		5.1 m (16.70 ft)
BRAKES					
Front (Power assisted)	Ventilated disc				Solid disc
Rear (Power assisted)	Drum with anti-lock brake system				Drum
TIRES	P205/75 R15				P205/70 R15
FUEL TANK CAPACITY	42 L		55 L		40 L
FUEL CONSUMPTION	Manual	Automatic	Manual	Automatic	
City L/100 km	10.1	10.4	9.7	10.6	8.3
Highway L/100 km	7.9	8.8	8.2	8.2	7.2

that Suzuki 4 x 4's handle and manoeuvre differently than a conventional passenger car. Avoid sharp turns and abrupt

manoeuvres and always wear your seat belt. For specific information, read your owner's manual.

\*Your Suzuki dealer has complete warranty details. \*\*The rear wheel anti-lock brake system operates in 2-wheel drive mode only. †Optional equipment.



# 1992 SUZUKI 4 x 4 FEATURES

AIR 1595

15995 18,895

MODEL	SIDEKICK 2-DOOR SOFT TOP			SIDEKICK 2-DOOR HARD TOP		SIDEKICK 4-DOOR		SAMURAI
	JA	JX	JLX	JA	JX	JX	JLX	JA
<b>ELECTRICAL EQUIPMENT</b>								
Power door locks	—	—	S	—	—	—	S	—
Remote power mirrors	—	—	S	—	—	—	S	—
Electric rear defroster	—	—	—	S	S	S	S	—
Tilt steering	—	—	S	—	—	—	S	—
Cruise control	—	—	S	—	—	—	—	—
Power steering	—	S	S	—	S	S	S	—
Power windows	—	—	S	—	—	—	S	—
2 speed & intermittent wipers	S	S	S	S	S	S	S	S
Tachometer	—	S	S	—	S	S	S	—
Cigarette lighter	0	S	S	0	S	S	S	S
Digital clock	0	S	S	0	S	S	S	0
Rear wiper/washer	—	—	—	—	S	S	S	—
<b>INTERIOR</b>								
Cargo space carpet	S	S	S	S	S	S	S	—
Floor covering	Carpet	Carpet	Carpet	Carpet	Carpet	Carpet	Carpet	Carpet
AM/FM stereo cassette	0	0	S	0	0	0	S	0
Day/night mirror	0	S	S	0	S	S	S	—
Fully reclining front seats	S	S	S	S	S	S	S	S
Rear heater duct	—	S	S	—	S	S	S	—
Child proof rear door locks	—	—	—	—	—	S	S	—
3 position interior light	S	S	S	S	S	S	S	S
4 WD indicator light	S	S	S	S	S	S	S	S
Seat upholstery	Vinyl	Part cloth	Full cloth	Vinyl	Part cloth	Part cloth	Full cloth	Vinyl
Rear seat	Integrated	Split	Split	Integrated	Split	Split*	Split*	—
Door trim/rear side trim	Vinyl	Padded	Moulded	Vinyl	Padded	Padded	Moulded	Vinyl
Centre console	Front	Front	Full	Front	Front	Full	Full	—
Trip meter	S	S	S	S	S	S	S	S
Rear ashtray	S	S	S	S	S	S	S	—
Centre & side ventilation	S	S	S	S	S	S	S	S
<b>EXTERIOR</b>								
Remote hatch release	—	—	—	—	—	—	S	—
Side protection mouldings	—	S	S	—	S	S	S	—
Remote fuel lid release	—	—	—	—	—	—	S	—
Bodycolour grill	S	S	S	S	S	S	S	Grey
Glass	Tinted	Tinted	Bronze	Tinted	Tinted	Tinted	Bronze	Clear
Front skid plate	0	0	0	0	0	0	0	—
Transfer case skid plate	0	0	0	0	0	0	0	—
Rear antilock brake system	S	S	S	S	S	S	S	—
Manual free wheeling hubs (front)	S	S	S	S	S	S	S	0
Raised white letter tires	—	—	S	—	—	—	S	—
Halogen head lamps	S	S	S	S	S	S	S	S
Aluminum wheels	0	S	S	0	S	0	S	0
Spoke wheels	S	—	—	S	—	S	—	—

S = Standard equipment    0 = Dealer installed option    — = Not available    \* 60/40

## SAMURAI AND SIDEKICK COLOUR CHART

EXTERIOR COLOUR	SAMURAI	2-DOOR SIDEKICK	CANVAS COLOUR	4-DOOR SIDEKICK
Superior White	X	All Models	White	All Models
Radiant Red Mica				All Models
Saturn Black Metallic	X	All Models	Black	All Models
Dark Classic Jade				All Models
Triton Blue Metallic	X	All Models	Black	
Flash Yellow (soft top only)		JA, JX Models	Black	
Medium Red	X	JA Model	White	
Medium Red Metallic		JX, JLX Models	White	

X = Available (all interiors are Grey)

**SOUTHGATE SUZUKI**

767 WHARNCLIFFE RD. S.

LONDON, ONTARIO

N6J 2N7

649-6000



**THE WHEELS ARE TURNING**



Printed on recycled paper