



***DZIRE***





# GET IN, AND GIVE IN TO DZIRE.

The new Suzuki Dzire is an irresistible sedan. Its perfect proportions and exquisite style are eye-catching, and its spacious and comfortable interior makes for an incredible drive.

It's ideal for you, your family, and your lifestyle. Give in, get in, and drive.







## STYLE TO BE DZIRED

With an elegant, signature style, it's hard to take your eyes off the sleek and stunning Dzire.

## GET INTO A PERFECT 10

The Dzire's sleek design makes handling and manoeuvrability a breeze, even on narrow roads. No matter where you go, you'll be in complete control, and look good doing it.









## GIVE IN TO REFINED ELEGANCE

Dzire gives you plush comfort in polygonal design, flowing seamlessly through its classic sedan styling. Touches of silver in its black interior tie its look together, giving you affordable luxury that gets attention.

## GET INTO ABSOLUTE COMFORT

The spacious cabin frees up your movement while the ergonomically-placed controls allow you to enjoy every drive, in luxury.





# GIVE IN TO THE FREEDOM OF SPACIOUS COMFORT

The Dzire ensures that you enjoy every drive like it's your first. The roomy interior paired with comfort inspired design ensures that you'll always be looking forward to your next drive and never having to get out.



## GET IT ALL IN WITH AMPLE BOOT AND STORAGE SPACE

With a 378ℓ boot and multiple storage compartments, the Dzire provides more space for your life on your everyday drive.

- Glove Box
- Console Box Tray
- Front Cupholders
- Rear-Door Pocket
- Front-Door Pocket
- Rear Cupholders (GL model)
- Passenger Seat Back Pocket (GL model)
- Rear Console Tray and 12V Accessory Socket (GL model)
- Rear Armrest with Cupholder (GL model)
- Rear Air Vents (GL model)





# Experience the Dzire









### **GIVE IN TO ON-POINT ENGINEERING**

A newly designed suspension, both up front and in the rear, underpins a nimble and emotion-heightening driving experience, providing both the linear steering control and ride quality that is solid, yet supple and comfortable which guarantees an unbelievably smooth ride.





## 1.2 PETROL ENGINE (K12M)

Driving your Dzire is a 1.2ℓ VVT engine with a high combustion efficiency and compression ratio.

Its low-friction, lightweight design gives you an optimally fuel-efficient performance, while enthralling you with its get-up-and-go performance.



**HEARTECT**



## GET THE DZIRE EXPERIENCE YOU PREFER

### AUTOMATED MANUAL TRANSMISSION

Auto Gear Shift features an intelligent shift-control actuator, automatically controlling the shift and clutch. This system creates an easy, direct-drive feel, and boosts fuel-efficiency.

### 5-SPEED MANUAL TRANSMISSION

The Dzire's 5-Speed Manual Transmission offers an optimal gear ratio for the engine and drivetrain, balancing your fuel-efficiency and power performance, perfectly.



**4.8m**




### HEARTECT PLATFORM

This new-generation platform is light and highly rigid and improves your driving experience through its performance-enhancing engineering.

HEARTECT lowers fuel consumption and vastly improves the fundamental vehicle performance in terms of running, turning, and stopping.

The frame design is characterised by smooth and continuous curves which disperse the energy of impacts effectively, in case of a collision.





GIVE IN TO  
***DZIRE***





# GIVE IN TO DZIRE AND GET PEACE OF MIND

The Dzire inspires confidence with its top-of-the-line safety features, ensuring maximum protection to the driver and passengers.

Focus on enjoying the drive. Dzire has your safety covered.



## ABS BRAKES WITH EBD

The ABS (Anti-lock braking system) detects the rotation of each wheel through the use of wheel sensors and automatically and optimally controls brake force to minimise skidding – allowing the driver to better steer and control the vehicle during hard braking. Furthermore, EBD (electronic brake force distribution) optimally distributes front and rear braking force to help stop the vehicle when loaded.

## ESP

The Electronic Stability Programme takes our safety measures to the Dzired standard. ESP prevents the vehicle from losing traction by controlling the engine output and braking different wheels independently in times of danger.

## AIRBAGS

The Dzire comes with dual front airbags to protect the driver and front-seat passenger in case of a collision.

## PRETENSIONER AND FORCE LIMITING SEATBELTS

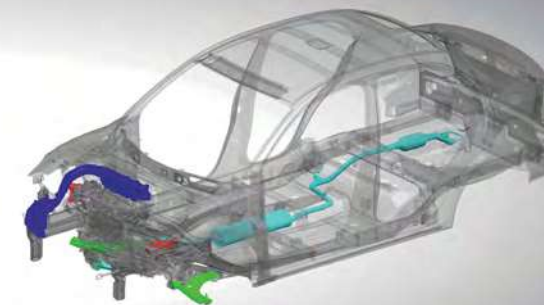
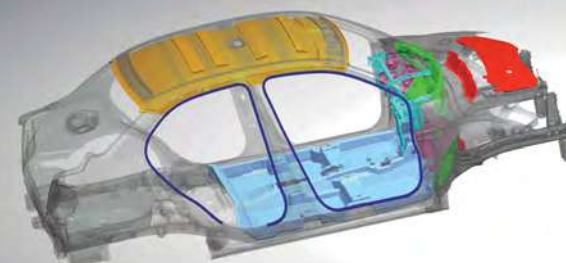
The pre-tensioner is designed to tighten the seatbelts to restrain the occupants quickly and to prevent them from being thrown forward in case of a moderate or severe frontal crash. Force Limiter helps protect occupants from seatbelt inflicted injuries.

## LIGHT, IMPACT-ABSORBING BODY (TECT)

The Dzire uses Suzuki's Total Effective Control Technology in its HEARTECT build to absorb and disperse impact across the frame in case of a collision. This mitigates the damage to the car and its occupants.

## PEDESTRIAN INJURY MITIGATING BODY

The structure of the Dzire aims to mitigate head and leg injuries that may be acquired by pedestrians in a collision. The bonnet, front windscreen area, and front bumpers all absorb impact to reduce the chance of severe injury.





MAJOR SPECIFICATIONS

|                 |              |
|-----------------|--------------|
| Number of doors | 4-door       |
| Engine          | Petrol, 1.2ℓ |
| Drive system    | 2WD          |

DIMENSIONS

|                               |            |                                      |
|-------------------------------|------------|--------------------------------------|
| Overall length (mm)           |            | 3 995                                |
| Overall width (mm)            |            | 1 735                                |
| Overall height (mm)           |            | 1 515                                |
| Wheelbase (mm)                |            | 2 450                                |
| Tread                         | Front (mm) | 1 530 (165/80R14), 1 520 (185/65R15) |
|                               | Rear (mm)  | 1 530 (165/80R14), 1 520 (185/65R15) |
| Minimum turning radius *1 (m) |            | 4,8                                  |
| Minimum ground clearance (mm) |            | 145                                  |

CAPACITIES

|                             |                      |     |
|-----------------------------|----------------------|-----|
| Seating capacity (persons)  |                      | 5   |
| Fuel tank capacity (litres) |                      | 37  |
| Luggage capacity *1         | Max. volume (litres) | 378 |

ENGINE

|                           |                      |
|---------------------------|----------------------|
| Type                      | K12M                 |
| Number of cylinders       | 4                    |
| Number of valves          | 16                   |
| Piston displacement (cm³) | 1 197                |
| Bore x stroke (mm)        | 73.0 x 71.5          |
| Compression ration        | 11,0                 |
| Maximum output (kW/r/min) | 61/6 000             |
| Maximum torque (Nm)       | 113/4 200            |
| Fuel distribution         | Multipoint injection |

TRANSMISSION

|                  |                 |       |       |
|------------------|-----------------|-------|-------|
| Type             |                 | 5MT   | 5AGS  |
| Gear ratio       | 1 <sup>st</sup> | 3,545 |       |
|                  | 2 <sup>nd</sup> | 1,905 |       |
|                  | 3 <sup>rd</sup> | 1,240 |       |
|                  | 4 <sup>th</sup> | 0,906 |       |
|                  | 5 <sup>th</sup> | 0,697 |       |
|                  | Reverse         | 3,273 |       |
| Final gear ratio |                 | 4,389 | 4,706 |

CHASSIS

|            |       |                                   |
|------------|-------|-----------------------------------|
| Steering   |       | Rack & Pinion                     |
| Brakes     | Front | Ventilated disc                   |
|            | Rear  | Drum, leading and trailing        |
| Suspension | Front | MacPherson strut with coil spring |
|            | Rear  | Torsion beam with coil spring     |
| Tyres      |       | 165/80R14, 185/65R15              |


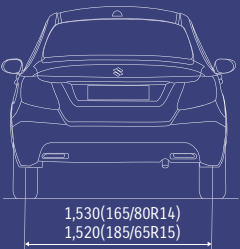

WEIGHTS

|  |         |         |
|--|---------|---------|
| Kerb weight (min./with full option) (kg) | 855-890 | 885-895 |
| Gross vehicle weight (kg)                | 1 315   |         |

PERFORMANCE

|                                    |      |      |
|------------------------------------|------|------|
| Average Fuel Consumption (l/100km) | 4.9  | 4.9  |
| Maximum speed *1                   | 175  | 170  |
| 0-100 km/h *1                      | 11,7 | 13,2 |

\*1 Manufacture data





MAJOR EQUIPMENT

|              |     |         |
|--------------|-----|---------|
| Transmission | 5MT | 5MT/AMT |
| Grade        | GA  | GL      |

CHASSIS

|                      |  |   |   |
|----------------------|--|---|---|
| Tyres and wheels     | 165/80R14 + steel wheels with centre cap         | ⚙ | - |
|                      | 185/80R15 + alloy wheels                         | - | ⚙ |
| Spare tyre and wheel | 135/70R15 + steel wheel (for temporary use only) | ⚙ | ⚙ |

EXTERIOR

|                        |                 |   |   |
|------------------------|-----------------|---|---|
| Front and rear bumpers | Body coloured   | ⚙ | ⚙ |
| Front grille           | Silver painted  | ⚙ | - |
|                        | Chrome painted  | - | ⚙ |
| Outside door handles   | Black           | ⚙ | - |
|                        | Body coloured   | - | ⚙ |
| Tailgate opener        | Electromagnetic | ⚙ | ⚙ |
| Mud flaps              | Front           | - | ⚙ |
|                        | Rear            | - | ⚙ |

VISIBILITY

|                           |   |   |   |
|---------------------------|---|---|---|
| Headlamps                 | Halogen multi-reflector                             | ⚙ | ⚙ |
| Position lamps            | Standard  | ⚙ | ⚙ |
| Fog lamps                 | Front   | - | ⚙ |
| Green-tinted windows      |   | ⚙ | ⚙ |
| Wipers                    | Front: 2 speeds (low, high) + intermittent + washer | ⚙ | ⚙ |
| Rear window demister      |   | ⚙ | ⚙ |
| Outside door mirrors      | Body coloured                                       | ⚙ | ⚙ |
|                           | Electrical adjust                                   | ⚙ | ⚙ |
|                           | Electrical fold                                     | ⚙ | ⚙ |
|                           | With built-in turn signal lamp                      | ⚙ | ⚙ |
| Day/night rearview mirror | Manual dimming                                      | - | ⚙ |

STEERING AND INSTRUMENT PANEL

|                                  |                               |   |         |
|----------------------------------|-------------------------------|---|---------|
| 3-spoke steering wheel           | Urethane                      | ⚙ | ⚙       |
|                                  | With audio controls           | - | ⚙       |
|                                  | With hands-free phone control | - | ⚙       |
|                                  | Tilt-adjust                   | ⚙ | ⚙       |
| Power steering                   |                               | ⚙ | ⚙       |
| Tachometer                       |                               | - | ⚙       |
| Information display              | Segment display               | ⚙ | ⚙       |
|                                  | Clock                         | ⚙ | ⚙       |
|                                  | Outside temperature           | - | ⚙ (AMT) |
|                                  | Fuel consumption gauge        | ⚙ | ⚙       |
|                                  | Driving range                 | ⚙ | ⚙       |
| Light-off and key reminder       | Alarm                         | ⚙ | ⚙       |
| Door ajar reminder               | Lamp                          | ⚙ | ⚙       |
| Driver's seatbelt reminder       | Lamp                          | ⚙ | ⚙       |
| Low fuel warning                 | Lamps                         | ⚙ | ⚙       |
| Instrument panel centre ornament | Black                         | ⚙ | -       |
|                                  | Silver                        | - | ⚙       |
| Side louvre bezels               | Black                         | ⚙ | ⚙       |
| Centre louvre bezels             | Silver                        | ⚙ | ⚙       |

DRIVING AMENITIES

|                           |                                      |   |   |
|---------------------------|--------------------------------------|---|---|
| Electric windows          | Front                                | ⚙ | ⚙ |
|                           | Rear                                 | ⚙ | ⚙ |
| Central door locking      | Switch on driver's side              | ⚙ | ⚙ |
| Remote-control door locks | With hazard lamp answerback function | ⚙ | ⚙ |
| Air conditioner           | Manual                               | ⚙ | ⚙ |
| Heater                    |                                      | ⚙ | ⚙ |
| Rear ventilation          |                                      | - | ⚙ |
| Pollen filter             |                                      | ⚙ | ⚙ |
| Audio                     | Antenna (mounted at rear of roof)    | ⚙ | ⚙ |
|                           | Front speakers                       | ⚙ | ⚙ |
|                           | Rear speakers                        | ⚙ | ⚙ |
|                           | MP3/WMA compatible CD player         | - | ⚙ |
|                           | Bluetooth®                           | - | ⚙ |



|              |     |         |
|--------------|-----|---------|
| Transmission | 5MT | 5MT/AMT |
| Grade        | GA  | GL      |

INTERIOR

|                              |                                 |   |         |
|------------------------------|---------------------------------|---|---------|
| Cabin lights                 | Front cabin light (3-position)  | - | ⚙       |
|                              | Centre cabin light (3-position) | ⚙ | ⚙       |
| Sun visors                   | Driver's side                   | ⚙ | ⚙       |
|                              | - with ticket holder            | - | ⚙       |
|                              | Passenger's side                | ⚙ | ⚙       |
|                              | - with vanity mirror            | - | ⚙       |
| Assist grips                 | Passenger's side                | ⚙ | ⚙       |
|                              | Rear x 2                        | ⚙ | ⚙       |
| Cup holders                  | Front x 2                       | ⚙ | ⚙       |
|                              | Rear x 1                        | - | ⚙       |
| Bottle holders               | Front x 2                       | ⚙ | ⚙       |
|                              | Rear x 2                        | ⚙ | ⚙       |
| Centre-lower box             |                                 | ⚙ | ⚙       |
| Shift knob                   | Black                           | ⚙ | -       |
|                              | Black with chrome accent        | - | ⚙ (MT)  |
|                              | Black with satin chrome         | - | ⚙ (AMT) |
| Ornament around shift knob   | Satin chrome                    | ⚙ | ⚙       |
| Parking brake release button | Black                           | ⚙ | -       |
|                              | Chrome                          | - | ⚙       |
| USB port                     | Console box                     | - | ⚙       |
| AUX input                    | Console box                     | - | ⚙       |
| 12V accessory socket         | Centre console area x 2         | ⚙ | ⚙       |
|                              | Rear console area x 1           | - | ⚙       |
| Foot rest                    | Driver's side                   | - | ⚙ (AMT) |
| Remote fuel lid opener       |                                 | ⚙ | ⚙       |
| Fabric door trim insert      | Front                           | - | ⚙       |
| Door trim ornament           | Black                           | ⚙ | ⚙       |
| Inside door handles          | Black                           | ⚙ | -       |
|                              | Chrome                          | - | ⚙       |
| Storage pockets              | Front doors                     | ⚙ | ⚙       |
|                              | Rear doors                      | ⚙ | ⚙       |

SEATS

|                          |                                    |   |   |
|--------------------------|------------------------------------|---|---|
| Front seats              | Head restraints (integrated type)  | ⚙ | - |
|                          | Head restraints (separate type)    | - | ⚙ |
|                          | Seatback pocket (passenger's side) | - | ⚙ |
| Rear seats               | Bench                              | ⚙ | ⚙ |
|                          | Neck restraint x 2                 | ⚙ | - |
|                          | Head restraint (separate type) x 2 | - | ⚙ |
| Seat upholstery material | Fabric for lower grade             | ⚙ | - |
|                          | Fabric for upper grade             | - | ⚙ |

LUGGAGE AREA

|                    |   |   |
|--------------------|---|---|
| Luggage area light | ⚙ | ⚙ |
|--------------------|---|---|

SAFETY, SECURITY, AND ENVIRONMENTAL COMPATIBILITY

|                                     |  |   |         |
|-------------------------------------|--|---|---------|
| ABS with EBD function               |  | ⚙ | ⚙       |
| ESP®                                |  | ⚙ | ⚙       |
| Hill hold control                   |  | - | ⚙ (AMT) |
| Brake assist function               |  | ⚙ | ⚙       |
| SRS front dual airbags              |  | ⚙ | ⚙       |
| Seatbelts                           | Front: 3-point ELR seatbelts with pretensioner, force limiter and shoulder height adjuster | ⚙ | ⚙       |
|                                     | Rear: 3-point ELR seatbelts (side), 2-point ELR seatbelt (centre)                          | ⚙ | ⚙       |
| ISOFIX child seat anchorages        | x2   | ⚙ | ⚙       |
| Child seat tether anchorages        | Side   | ⚙ | ⚙       |
| Childproof rear door locks          |  | ⚙ | ⚙       |
| Side impact door beams (front/rear) |  | ⚙ | ⚙       |
| Immobiliser                         |  | ⚙ | ⚙       |
| Security alarm                      |  | ⚙ | ⚙       |
| High-mount stop lamp                | LED  | ⚙ | ⚙       |

⚙ : Standard    - : Not Available



# ACCESSORIES

## EXTERIOR STYLING

Super stylish spoilers to make your whole new Dzire stand out, even more.

- 1 | **Front Under Spoiler**  
Part No. 990J0M56R07-230
- 2 | **Rear Under Spoiler**  
Part No. 990J0M56R07-020
- 3 | **Side Spoiler**  
Part No. 990J0M56R07-030  
\*Paintable



## INTERIOR ACCESSORIES

Transform the way your whole new Dzire feels with these elegant accessories.

- 4 | **Black Designer Mat**  
Part No. 75901M56R30-000
- 5 | **Door Way Logo Lamps**  
Part No. 990J0M66R11-040
- 6 | **Door Sill Guard**  
Part No. 990J0M56RP6-010
- 7 | **Boot Mat**  
Part No. 990J0M56RA3-010



## EXTERIOR ACCESSORIES

Indulge in these premium accessories to make the Dzire experience, truly your own.

- 8 | **Lower Trunk Garnish**  
Part No. 90J0M56R13-060
- 9 | **Door Visor**  
Part No. 990J0M56RQ0-020
- 10 | **Body Side Moulding**  
Part No. 990J0M56R01-020





All care is taken to ensure the accuracy of this brochure at the time of print approval. Specifications, features, prices and model availability may vary from those specified and may change without notice. Always consult your authorised Suzuki Dealer or refer to [www.SuzukiAuto.co.za](http://www.SuzukiAuto.co.za) for the latest details on all models. SUZUKI AUTO South Africa (PTY) Ltd will not be held liable for any loss as a result of reliance on the content of this brochure, whether in negligence or otherwise. Vehicles are shown for illustrative purposes only and may not depict exact specifications. Published September 2020.

**Part number 9900L-M56R2-BRO**



**SUZUKI AUTO SOUTH AFRICA (PTY) LTD** | Tel: 0861 511 111  
No.52 Saturn Crescent, Linbro Business Park, Frankenwald, Marlboro, Sandton  
[www.SuzukiAuto.co.za](http://www.SuzukiAuto.co.za)

