



***S-PRESSO***









# DO YOU

Your car is an extension of you and what you like to do. Whether you are a sound connoisseur or a space lover – the Suzuki S-Presso is perfect for you. We're all different after all, and we enjoy different things, so why not choose a car that matches whoever you are and whatever you do.



**THAT'S WHY WE SAY  
- WHATEVER YOU DO,  
DO YOU, IN A SUZUKI  
S-PRESSO.**

# DO YOU, THE WAY YOU WANT TO.

You can never miss its presence on the road. With a bold design, robust stance that radiates vibrant energy, its attractive SUV styling and 180mm ground clearance, the S-Presso brings alive every place in the city it ventures to. It's a car built for you to take on your own road and do what reflects you. Every drive in this city slicking or dirt road travelling SUV, is a self-expression of the zesty spirit that defines you. **Hop into the S-Presso, and do life your way.**







**RLESS DO QUI**



## DO BOLD

### THE S-PRESSO'S EXTERIOR DESIGN IS A SIGHT TO BEHOLD.

Its bold and athletic profile, combined with its tall and powerful stance ensuring it commands all the attention wherever you go. The car's strong character lines and prominent exterior features, such as the muscular front grille, striking front and rear bumpers, distinct headlamp and rear lamp design add to its charming appearance. Make a bold statement. Do lanes or bends or streets ... or don't. It's up to you.











## DO ENERGY

The moment you step inside the S-Presso, your eyes instantly fall on the unique centre console housing a trendy digital speedometer.

DO EXCITING DO FEARLESS DO LEISURE DO MORE DO DIFFERENT DO QUIET DO YOU

## METER CLUSTER

The cutting-edge design gives the car a futuristic look, while ensuring good visibility of the speedometer, allowing you to do you at any speed, on any road. The sharp and sophisticated LED display also gives you all-important details such as time, fuel economy, average speed, driving time and more.



## AIR CONDITIONER AND 12V SOCKET

While enjoying the high-energy drives of the S-Presso, experience the convenience it offers too. Wherever the road takes you, its easy-to-operate manual air conditioner keeps you comfortable, while a 12V socket in the front console lets you charge your devices.





## 7" INFOTAINMENT SYSTEM WITH SMARTPHONE CONNECTIVITY AND REVERSE CAMERA\*

You'll always be in a good mood when doing you to your favourite hip hop, pop, rock, jazz or even reggae track in the S-Presso. Thanks to its audio system that lets you enjoy your favourite tunes, the full dot LCD ensures clear visibility and comes with AM/FM radio, USB/AUX port and Bluetooth®\* connectivity.

\*Bluetooth is a registered trademark of Bluetooth SIG, inc.

### A 7-inch touchscreen display enables intuitive operation of multimedia features including audio, hands-free phone, and smartphone integration.

Features can be selected from the four main operating modes - Listen, Call, Drive and Connect. The 7-inch touchscreen infotainment system with smartphone connectivity and reverse camera works with Apple CarPlay and Android Auto™. By connecting your compatible iPhone via USB, Apple CarPlay allows you to make phone calls, access your music, send and receive messages, and get directions all by voice command or a tap on the audio display. Android Auto puts Google Maps™, Google™ Search and other Google services at the driver's fingertips in a non-distracting way.

\*GL+ and S-Edition only









## DO PERFORMANCE AND COMFORT

The invigorating experience of the S-Presso is a combination of driving performance and convenience. With a peppy engine and other innovative features, you're free to do fast or slow, uphill or downhill. And because comfort matters, it has a spacious cabin and ample shoulder room. That's not all. A 239 litre luggage compartment provides enough space for multiple items, and if you require more space just fold the rear bench seat. **Sit back, relax and just do you!**





## DO SPACE

The presence of storage compartments let you stow small items, drinks, make up, wigs or whatever you're into, adding to the comfort of the spacious interiors.

**1 | Rear console pocket**

**2 | Front console cup holder**

**3 | Door pocket**


**4 | Open tray**

**5 | Glove box**

**6 | Front console pocket**







## 1.0ℓ PETROL ENGINE

**THE S-PRESSO'S COMPACT 1.0 LITRE ENGINE IS THE PERFECT FOIL FOR HOWEVER YOU WANT TO DO YOU.**

After all, it delivers a peppy performance to go along with your active lifestyle. Plus, it delivers enhanced fuel efficiency, allowing you to go that extra mile.

### DO MANUAL TRANSMISSION

With a five-speed manual transmission, the S-Presso makes driving on any road a pleasant experience. Its transmission offers an optimal gear ratio and reduces friction for the engine and drivetrain enabling it to obtain the best possible fuel consumption and power performance for whatever you feel like doing.



### DO AUTOMATED MANUAL TRANSMISSION

The five-speed (AMT) Automated Manual Transmission features the same convenience and comfort of a conventional automatic transmission - but with excellent performance, improved fuel efficiency and the ability to change gears manually if you prefer to do so.



# DO YOU SAFELY

The S-Presso lets nothing hinder you from reaching what you set out for. And it does this by keeping you protected on every road you take.

**With a host of exceptional safety features, the S-Presso takes care of you while you enjoy the drive.**

## HEARTECT

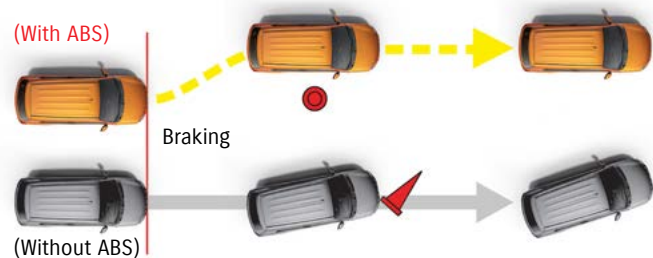
### NEW-GENERATION “HEARTECT” PLATFORM

Innovation lies at the heart of the S-Presso. It is built with Suzuki's new-generation platform – HEARTECT. Light and highly rigid, it lowers fuel consumption and vastly improves the fundamental vehicle performance in terms of running, turning and stopping. Its frame is characterised by smooth and continuous curves, which efficiently disperses impact energy in case of a collision.



### ABS WITH EBD

In emergency braking or on slippery surfaces, the anti-lock brake system (ABS) keeps tyres from locking, and enhances the driver's ability to avoid obstacles through steering. Furthermore, the electronic brake-force distribution (EBD) optimally distributes front and rear braking force to help reduce stopping distance.



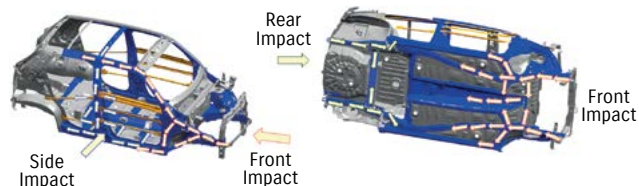
### PRE-TENSIONER AND FORCE LIMITER SEATBELTS

The pre-tensioner is designed to tighten the seatbelts to restrain occupants quickly and to prevent them from being thrown forward in case of a moderate or severe frontal crash. Force limiter helps protect occupants from seatbelt inflicted injuries.



## LIGHT, IMPACT-ABSORBING TECT (TOTAL EFFECTIVE CONTROL TECHNOLOGY) BODY

The body design of S-Presso centres on Suzuki's TECT concept, which helps protect the cabin in the event of a collision by efficiently absorbing and dispersing energy. It also widely employs high tensile steel to achieve both lightness and excellent safety performance.



### AIRBAGS

The S-Presso comes with two front SRS airbags as standard for the safety of both the driver and front-seat passenger in case of a frontal collision.



### REAR PARKING ASSIST SYSTEM

S-Presso is fitted with ultrasonic sensors in the rear bumper along with a reverse camera\*. This means you can get rid of your parking woes, because it helps detect obstacles while you park the car. Warning sounds keep you aware of the distance to the obstacle while the display from the reverse camera\* makes parking a simple task.

\*Reverse camera on GL+ and S-Edition only



## MAJOR SPECIFICATIONS

Engine	Petrol
	1.0ℓ
Drive system	2WD
Number of doors	5-door

## DIMENSIONS

Overall length (mm)		3 565
Overall width (mm)		1 520
Overall height (mm)		1 565
Wheelbase (mm)		2 380
Tread	Front (mm)	1 315
	Rear (mm)	1 320
Minimum turning radius (m)		4.5
Minimum ground clearance (mm)		180

## CAPACITIES

Seating capacity		5 persons
Luggage capacity - high variant with parcel shelf	Maximum volume	239ℓ
Fuel tank capacity		27ℓ

## ENGINE

Type	K10B
Number of cylinders	3
Number of valves	12
Piston displacement (cm³)	998
Bore x stroke (mm)	73.0 x 79.5
Compression ratio	11.0
Maximum output (kW/rpm)	50 / 5 500
Maximum torque (N-m/rpm)	90 / 3 500
Fuel distribution	Multipoint injection
Comparative fuel (ℓ/100km)	4.9
Comparative CO² emissions (g/km)	118



TRANSMISSION

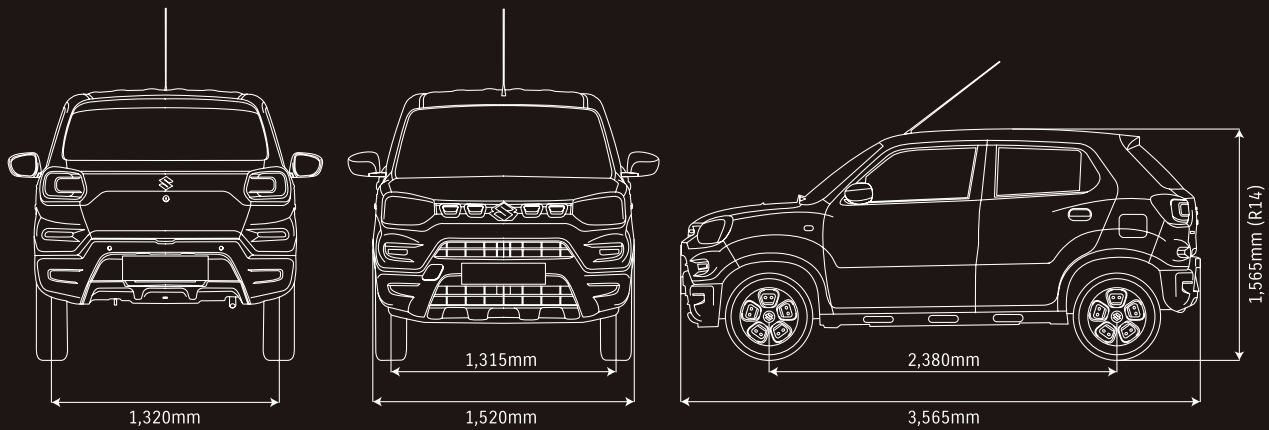
Type		5MT	AGS
Gear ratio	1 <sup>st</sup>	3.545	3.545
	2 <sup>nd</sup>	1.905	1.864
	3 <sup>rd</sup>	1.280	1.240
	4 <sup>th</sup>	0.967	0.906
	5 <sup>th</sup>	0.784	0.718
	Reverse	3.273	3.273
Final gear ratio		4.389	4.938

CHASSIS

Steering		Rack and Pinion
Brakes	Front	Ventilated disc
	Rear	Drum
Suspension	Front	MacPherson strut
	Rear	Torsion beam
Tyres and wheels	Steel wheels with full wheel cover	165/70R14
Spare tyre and wheel	Steel wheel	165/70R14

WEIGHTS

Kerb weight (minimum/with full option) (kg)	750/770
Gross vehicle weight (kg)	1 170



## MAJOR EQUIPMENT

GRADE	GL	GL+	S-Edition
TRANSMISSION	5MT	5MT/AMT	5MT/AMT

### EXTERIOR

Bumper	Body coloured	⌘	⌘	⌘
Front grille	Black	⌘	⌘	⌘
Outside door handles	Body coloured	⌘	⌘	⌘
Tailgate opener	Key-cylinder type and inside tailgate lever	⌘	⌘	⌘
Front skid plate		-	-	⌘
Wheel arch cladding		-	-	⌘
Door cladding		-	-	⌘
Rear skid plate		-	-	⌘
Silver grille garnish		-	-	⌘

### VISIBILITY

Headlamps	Halogen multireflector	⌘	⌘	⌘
Position lamps		⌘	⌘	⌘
Rear combination lamps		⌘	⌘	⌘
Wipers	Front: 2 speeds (low, high) + intermittent + washer	⌘	⌘	⌘
Rear window demister (back door defogger)		⌘	⌘	⌘
Outside door mirrors	Body coloured	⌘	⌘	⌘
	Manual adjust bar	⌘	⌘	⌘
Day/night rearview mirror	Manual dimming	⌘	⌘	⌘

### STEERING AND INSTRUMENT PANEL

3-spoke steering wheel	Urethane	⌘	⌘	⌘
Power steering		⌘	⌘	⌘
Information display integrated info meter cluster	Clock	⌘	⌘	⌘
	Fuel consumption	⌘	⌘	⌘
	Driving range (distance to empty)	⌘	⌘	⌘
Light-off and key reminder		⌘	⌘	⌘
Driver's seatbelt reminder	Lamp and alarm	⌘	⌘	⌘



GRADE	GL	GL+	S-Edition
TRANSMISSION	5MT	5MT/AMT	5MT/AMT

### STEERING AND INSTRUMENT PANEL (CONTINUED)

Passenger’s seatbelt reminder	Lamp and alarm	⌘	⌘	⌘
Meter illumination		⌘	⌘	⌘
Centre and side louvre bezels	Black	⌘	⌘	⌘

### DRIVING AMENITIES

Electric windows	Front	⌘	⌘	⌘
Central door locking	Switch on driver’s side	⌘	⌘	⌘
Remote controlled door locks	With hazard lamp answerback function	⌘	⌘	⌘
Air conditioner	Manual	⌘	⌘	⌘
Heater		⌘	⌘	⌘
Audio	Antenna	⌘	⌘	⌘
	Front speakers	2	2	2
	7” Touchscreen LCD Display	-	⌘	⌘
	Apple CarPlay & Android Auto	-	⌘	⌘
	Bluetooth®	-	⌘	⌘

### INTERIOR

Cabin lights	Front cabin light (3-position)	⌘	⌘	⌘
Sun visors	Driver’s side	⌘	⌘	⌘
	Passenger’s side	⌘	⌘	⌘
Assist grips	Passenger’s side	⌘	⌘	⌘
	Rear x 2	⌘	⌘	⌘
Cup holder	Front x 2	⌘	⌘	⌘
Bottle holder	Front x 2	⌘	⌘	⌘
USB Port	Front console	-	⌘	⌘
AUX input	Front console	-	⌘	⌘
12V accessory socket	Front console	⌘	⌘	⌘
Remote fuel lid opener		⌘	⌘	⌘
Inside door handles	Black	⌘	⌘	⌘
Storage pockets	Front door	⌘	⌘	⌘

MAJOR EQUIPMENT (CONTINUED)

GRADE	GL	GL+	S-Edition
TRANSMISSION	5MT	5MT/AMT	5MT/AMT

INTERIOR (CONTINUED)

Silver center console garnish	-	-	⌘
Silver AC louvers	-	-	⌘
Silver front and rear door garnish	-	-	⌘

SEATS

Front seats	Head restraints (integrated type)	⌘	⌘	⌘
Rear seats	Bench seat	⌘	⌘	⌘
	Neck rests x 2	⌘	⌘	⌘
Seat upholstery material	Vinyl + fabric	⌘	⌘	⌘

LUGGAGE AREA

Luggage shelf	⌘	⌘	⌘
---------------	---	---	---

SAFETY AND SECURITY

ABS with EBD		⌘	⌘	⌘
Parking sensors	Rear	⌘	⌘	⌘
SRS front dual airbags		⌘	⌘	⌘
Seatbelts	Front: 3-point ELR seatbelts with pretensioners and force limiters	⌘	⌘	⌘
	Rear: 3-point ELR seatbelts (side x 2) 2-point lapbelt (centre)	⌘	⌘	⌘
Childproof rear door locks		⌘	⌘	⌘
Immobiliser		⌘	⌘	⌘

⌘: Standard    -: Not available





**DO FEARLESS DO LEISURE DO MORE DO DIFF**



**DO DIFFERENT DO QUIET DO YOU DO EX**



# Do Style

Personalize your S-Presso with the trend-setting range of accessories and make it distinctive with a head-turning road presence.

## EXTERIOR ACCESSORIES

- 1 | **Front Skid Plate**  
Part No. 990J0M62S07-010
- 2 | **Rear Skid Plate**  
Part No. 990J0M62S07-020
- 3 | **Side Skid Plate**  
Part No. 990J0M62S07-050
- 4 | **Body Kit Coloured**  
(no image)  
Part No. 990J0M62S07-070
- 5 | **Rear Upper Spoiler**  
White  
Part No. 990J0M62S07-130  
Silver  
Part No. 990J0M62S07-140  
Red  
Part No. 990J0M62S07-150  
Grey  
Part No. 990J0M62S07-160  
Orange  
Part No. 990J0M62S07-170  
Blue  
Part No. 990J0M62S07-180  
OC Black  
Part No. 990J0M62S07-190







6



7



8



9



10



11



12



13

**6 | Rear Upper Garnish**  
**Part No. 990J0M62S07-200**

**7 | Body Side Moulding**  
Black and orange  
**Part No. 990J0M62S01-020**  
Black and silver  
**Part No. 990J0M62S01-030**

**8 | Side Cladding**  
**Part No. 990J0M62S01-010**

**9 | Wheel Arch Cladding**  
**Part No. 990J0M62S07-210**

**10 | Door Visor**  
**Part No. 990J0M62SQ0-010**

**11 | Upper Grille Garnish**  
Chrome  
**Part No. 990J0M62S13-170**  
White  
**Part No. 990J0M62S13-050**  
Blue  
**Part No. 990J0M62S13-120**  
Red  
**Part No. 990J0M62S13-130**  
Silky Silver  
**Part No. 990J0M62S13-140**  
Granite Grey  
**Part No. 990J0M62S13-150**  
Orange  
**Part No. 990J0M62S13-160**

**12 | Back Door Garnish**  
Plated (no image)  
**Part No. 990J0M62S13-010**

**13 | Lower Bumper Garnish**  
Painted  
**Part No. 990J0M62S13-030**

**14 | Bumper Bezel Garnish**  
Orange  
**Part No. 990J0M62S13-040**  
White  
**Part No. 990J0M62S13-090**  
Red  
**Part No. 990J0M62S13-100**  
Blue  
**Part No. 990J0M62S13-110**

**15 | Mud Flap Set**  
(no image)  
**Part No. 990J0M62S00-010**

**16 | Front Mud Flap Set**  
(no image)  
**Part No. 990J0M62S00-020**

**17 | Rear Mud Flap Set**  
(no image)  
**Part No. 990J0M62S00-030**





## KIT ACCESSORIES

- 1 | Rugged Exterior Kit  
Part No. 990J0M62SEP-060
- 2 | S-Edition Kit  
Part No. 990J0M62SEP-080





2





## INTERIOR ACCESSORIES

- 1 | **Deluxe Carpet Mat**  
Part No. 75901M62S10-000
- 2 | **Center Console and AC Vent**  
Silver  
Part No. 990J0M62SPJ-020  
Orange  
Part No. 990J0M62SPJ-040  
Red  
Part No. 990J0M62SPJ-070  
Blue  
Part No. 990J0M62SPJ-080
- 3 | **Door Ornament**  
Silky Silver  
Part No. 990J0M62SPJ-010  
Orange  
Part No. 990J0M62SPJ-030  
Red  
Part No. 990J0M62SPJ-050  
Blue  
Part No. 990J0M62SPJ-060
- 4 | **Rear Parcel Tray**  
(no image)  
Part No. 990J0M62S08-010
- 5 | **Dool Sill Guard**  
Part No. 990J0M62SP6-010
- 6 | **Dool Sill Guard**  
Part No. 990J0M62SP6-020




1



2



3



5



6





**WHATEVER YOU DO, DO YOU,  
IN A SUZUKI S-PRESSO.**

## S-PRESSO DEVELOPED COLOURS



Sizzle Orange Z2T



Pearl Starry Blue Z2S



Fire Red Z4Q



Metallic Granite Grey ZTN



Metallic Silky Silver Z2S



White 26U

## TRAPEZOID DESIGNED WHEELS



14-INCH STEEL WHEEL  
(FULL WHEEL COVER)



# SUZUKI

## COMPLETE

Suzuki understands that purchasing a new vehicle is a substantial investment. Our unwavering commitment to customer satisfaction is represented in our 'Suzuki Complete' package, which includes every aspect of after-sales support, with warranty, service plan, and roadside assistance standard.

### **Warranty**

All Suzuki models are covered by a comprehensive manufacturer's warranty against any defects for a period of three years or 100 000km. This is supported by a six year body corrosion warranty subject to terms and conditions.

### **Service Plan**

The Suzuki S-Presso model benefits from a 2yr/30 000km service plan. This plan includes the replacement of oil, the oil filter, fuel filter, brake fluid, air filter and accessory belts, but excludes tyres, brakes and other wear-and-tear items.

### **Roadside Assistance**

Every new S-Presso comes with a roadside assistance plan. Some of the benefits offered by this comprehensive package include: battery and locksmith call-out services, mechanical and electrical, breakdown towing (accident towing is optional), emergency medical rescue, vehicle repatriation and a stand-by-you roadside security armed-response service.



All care is taken to ensure the accuracy of this brochure at the time of print approval. Specifications, features, prices and model availability may vary from those specified and may change without notice. Always consult your authorised Suzuki Dealer or refer to [www.SuzukiAuto.co.za](http://www.SuzukiAuto.co.za) for the latest details on all models. SUZUKI AUTO South Africa (PTY) Ltd will not be held liable for any loss as a result of reliance on the content of this brochure, whether in negligence or otherwise. Vehicles are shown for illustrative purposes only and may not depict exact specifications. Published March 2020.

Part number 9900L-66S00-BRO



**SUZUKI AUTO South Africa (PTY) Ltd** | Tel: 0861 511 111 | Fax: 011 608 2489  
17 Enterprise Close, Linbro Business Park, Marlboro, 2090  
PO Box 1995, Kelvin, South Africa, 2054 | [www.SuzukiAuto.co.za](http://www.SuzukiAuto.co.za)

