

ALL-NEW **Jimny**



Way of Life!



READY TO CONQUER THE WILD

Built to tackle the harshest weather and terrain, the all new Jimny goes where other vehicles fear to tread. Take on nature's challenges. Unleash your spirit of adventure and get ready to explore.



Optimised bumpers

All is clear for adventure, including angled bumper edges that increase clearance at the wheels for assured climbing over obstacles. Their moulded black material safeguards the body from stone chips and scratches.



Practical drip rail

Let the Jimny take you on your all-weather adventures. The drip rail can keep your head dry and your spirits bright when entering and exiting by helping to prevent water from dripping off the roof.

Bonnet corners

Stay on top of your surroundings, thanks to a flat and square bonnet that is carefully crafted to keep front corners in view for better situational awareness when navigating uneven terrain.

STAY FOCUSED ON WHAT MATTERS MOST

In the new Jimny, there's little to distract you from driving. Its stylish black interior is humble yet handsome. And controls are designed for quick and easy operation even when wearing gloves.



Down-to-earth design

Relish the sheer pleasure of simple, straightforward and sensible design. Colours are minimal. Every detail is thoughtfully and attractively crafted to support serious off-roading.



Illuminated meter cluster

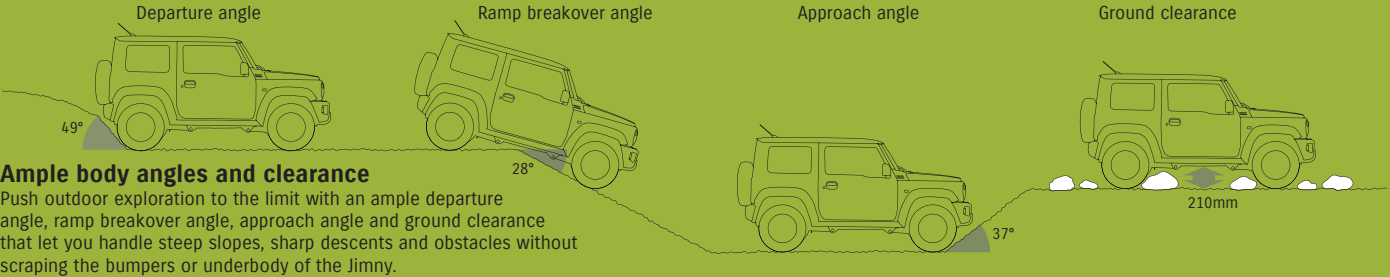
In sunlight and moonlight, on and off the road, the meters are always illuminated for clear viewing. Their functional design complements the straightforward beauty of the interior.

DEPEND ON ROBUST AUTHENTICITY

Four uncompromising features define the new Jimny as a serious off-road machine – a robust ladder frame, three ample body angles, 3-link rigid axle suspensions with coil springs and 4WD with a low-range transfer gear.



Rigid ladder frame
From the very first generation, the Jimny has always featured a ladder frame that offers a solid foundation for serious off-road performance.



Ample body angles and clearance
Push outdoor exploration to the limit with an ample departure angle, ramp breakover angle, approach angle and ground clearance that let you handle steep slopes, sharp descents and obstacles without scraping the bumpers or underbody of the Jimny.



3-link rigid axle suspension with coil spring
Settle for nothing less than full-width rigid axles in both the front and rear, which help the Jimny ensure superior grip on diverse surfaces. When an obstacle pushes one wheel up, the axle presses the other wheel down to increase tyre contact in rough road conditions.



4WD with low range transfer gear
At your command, the Jimny adapts to every situation. Shift the transfer lever to the 4L mode when the going gets tough for maximum torque and traction. On flat off-road trails and snow-covered roads, enter 4H to enjoy 4WD traction at higher speeds. Once you return to paved roads, shift to the 2H (2WD) mode for a smoother, quieter and more fuel efficient ride. Let ALLGRIP PRO satisfy your adventurous mind with its on and off-road mastery.

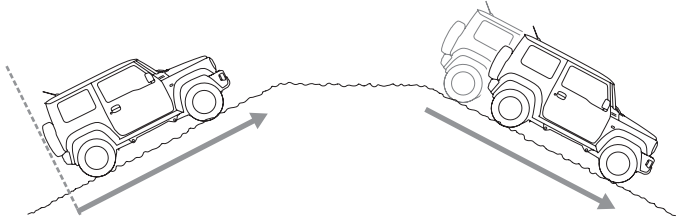
ALLGRIP
PRO

POWER YOUR OFF-ROAD AMBITIONS

Nothing stands in your way when driving the new Jimny. It takes you wherever you want to go with unrivaled agility, precision control and powerful torque when you need it most.

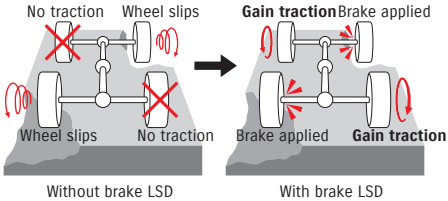


New 1.5L engine
Feel empowered in the Jimny. Its robust 1.5L engine generates strong torque throughout a wide rpm range for powerful off-road performance. Small and lightweight, it also delivers high fuel efficiency.



Hill Hold Control
Move upward and onward when starting on steep slopes. Even on bumpy slopes that vary on the right and left sides, this feature helps prevent rearward rolling so you can focus on controlling acceleration.

Hill Descent Control
On tricky descents, with a push of a button, the system is designed to automatically apply the brakes and maintain a fixed speed so you can concentrate on steering without using the brake pedal or clutch.



Brake LSD Traction Control
Cover slippery ground with confidence. If two wheels diagonal from each other lose grip while you're travelling over slippery surfaces, this feature is designed to automatically brake the slipping wheels and redistribute torque to the other two wheels, allowing the Jimny to make its escape.

SAFEGUARD YOURSELF AND OTHERS

Safety is a priority whether trekking through the wilderness or commuting in the city. Thanks to Suzuki's safety technology, you can always drive with peace of mind.



SRS airbag system for collision safety
The Jimny is equipped with front SRS airbags for the driver and front passenger.*

*When travelling 40km/h or faster with the headlamp switch in auto position.



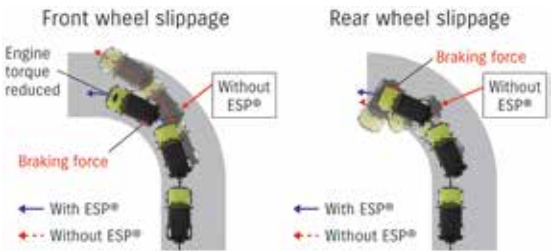
Injury mitigation body for pedestrian safety
In the unfortunate event of a collision with a pedestrian, head and leg injuries are mitigated by a bonnet and surrounding parts that are designed to absorb impact.

- 1. Impact-absorbing wipers
- 2. Impact-absorbing cowl top
- 3. Impact-absorbing bonnet hinges
- 4. Impact-absorbing fenders
- 5. Impact-absorbing bonnet
- 6. Impact-absorbing front bumper

Total Effective Control Technology (TECT)
Based on Suzuki's TECT concept, the Jimny's body is specially structured to efficiently absorb and disperse the energy of impact in the event of a collision.

Electronic Stability Programme (ESP®)
When wheel slippage is detected, Electronic Stability Programme (ESP®)* automatically adjusts the engine torque and brakes to suppress wheel slippage and help the driver stay in directional control.

*ESP® is a registered trademark of Daimler AG. Please refer to the equipment list for availability.



LARGE CARGO SPACE

The new Jimny comes with foldable back seats that allows for extra cargo space on your adventures. Be it camping gear or travel luggage, there is ample room for it all.

Adjust according to your needs
You can choose to fold both seats for maximum space or just one if there is a passenger.



Major Equipment

Engine		Petrol
		K15B
Drive system		Part-time 4WD
Transmission		5MT
Grade		GA
CHASSIS		
Tyres and wheels	195/80R15 + steel wheels	S
Spare tyre and wheel	195/80R15 + steel wheel	S
EXTERIOR		
Front grille	Black colour	S
Wheel arch extensions	Material colour	S
Drip rails		S
Tailgate opener	Key	S
VISIBILITY		
Headlamps	Halogen multi-reflector	S
Green-tinted windows	Front door windows	S
	Quarter & tailgate windows	S
UV-cut glass	Windscreen	S
	Front: 2-speed (low, high) + intermittent + washer	S
Wipers	Tailgate: 1-speed + washer	S
		S
Tailgate window demister		S
Day / night rearview mirror	Manual dimming	S
STEERING AND INSTRUMENT PANEL		
3-spoke steering wheel	Urethane	S
	Tilt-adjust	S
Power steering		S
Tachometer		S
Driver's seatbelt reminder	Lamp & alarm	S
Door ajar reminder	Lamp	S
Low fuel warning	Lamp	S
DRIVING AMENITIES		
Digital clock		S
Air conditioner	Manual	S
Heater		S
Pollen filter		S
Audio	Antenna (mounted at rear of roof)	S
	Speaker x 2	S
	Audioless (2DIN Garnish w/o box)	S
INTERIOR		
Cabin lights	Front cabin light (3-position)	S
Driver's sun visor		S
Passenger's sun visor		S
Assist grips	Passenger's side	S
	Rear x 2	S
Cup holder	Centre console x 2	S
Shift knob	Urethane	S
	With piano black	S
Parking brake release button	Black	S
12V interior accessory socket	Centre console x 1	S
Remote fuel lid opener		S
SEATS		
Front seats	Walk-in mechanism (passenger's side)	S
Rear seat	50:50-split single-folding	S
	Head restraints x 2	S
Seat upholstery material	Fabric	S

SRS front dual airbags			S
Seatbelts	Front: 3-point ELR seatbelts x 2		S
	Rear: 3-point ELR seatbelts x 2		S
ISOFIX child seat anchorages	Rear x 2		S
Pedal Release System	Brake & clutch		S
Side impact door beams			S
ABS			S
Hill hold control			S
Hill descent control			S
Brake assist function			S
High-mount stop lamp			S
Immobilizer			S

S: Standard

Exterior colour



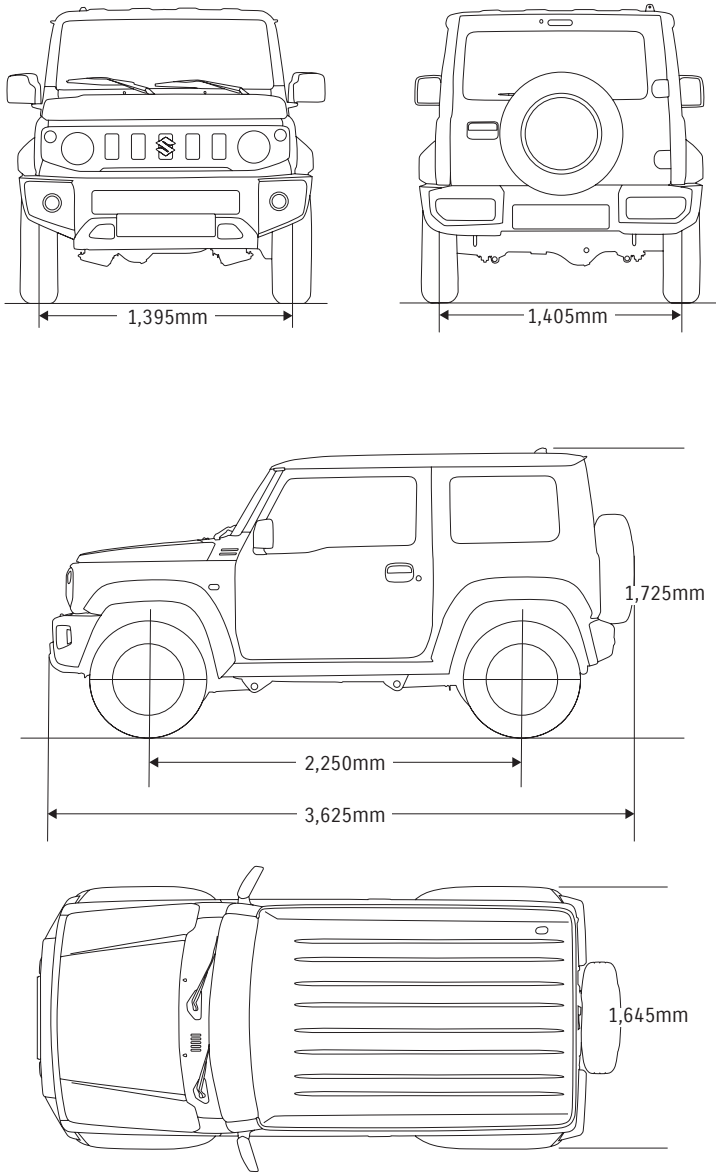
Major Equipment

Engine			Petrol	
			1.5L VVT	
Drive system			Part-time 4WD (ALLGRIP PRO)	
Transmission			5MT	4AT
DIMENSIONS				
Overall length	Front bumper to rear bumper	mm	3,480	
	Front bumper to spare wheel	mm	3,625	
	Front bumper to spare wheel cover	mm	3,645	
Overall width		mm	1,645	
Overall height		mm	1,720	
Wheelbase		mm	2,250	
Tread	Front	mm	1,395	
	Rear	mm	1,405	
Minimum turning radius		m	4.9	
Minimum ground clearance		mm	210	
Approach angle		deg.	37	
Ramp breakover angle		deg.	28	
Departure angle		deg.	49	
CAPACITIES				
Seating capacity		persons	4	
Luggage capacity	Max. volume	litres	830	
	"Rear seatback folded (VDA method)"	litres	377 *	
	"Rear seatback raised (VDA method)"	litres	85 *	
Fuel tank capacity		litres	40	
ENGINE				
Type			K15B	
Number of cylinders			4	
Number of valves			16	
Piston displacement		cm3	1,462	
Bore x stroke		mm	74.0 x 85.0	
Compression ratio			10	
Maximum output		kW/rpm	75/6,000	
Maximum torque		N·m/rpm	130/4,000	
Fuel distribution			Multipoint injection	
TRANSMISSION				
Type			5MT	4AT
Gear ratio	1st		4.425	2.875
	2nd		2.304	1.568
	3rd		1.674	1.000
	4th		1.190	0.697
	5th		1.000	-
	Reverse		5.151	2.300
Final gear ratio			4.090	4.300
Transfer gear ratio	High		1.000	1.320
	Low		2.002	2.644
CHASSIS				
Steering			Recirculating ball	
Brakes	Front		Solid disc	
	Rear		Drum, leading and trailing	
Suspension	Front		3-link rigid axle with coil spring	
	Rear		3-link rigid axle with coil spring	
Tyres			195/80R15	
WEIGHTS				
Kerb weight (min./with full options)	kg		1,080/1,095	1, 095/1,110
Gross vehicle weight	kg		1,435	
PERFORMANCE				
Maximum speed	km/h		145	140

PAK SUZUKI MOTOR CO. LTD. Reserves the right to change, without notice, prices, colours, materials, equipments, specification and models and also to discontinue models.

Please visit nearest Suzuki Authorised Dealership for colour and vehicle availability.

Dimensions





PAK SUZUKI MOTOR CO. LTD.

Head Office Karachi:

DSU-13, Pak Steel Industrial Estate, Bin Qasim, Karachi.
Call Centre: 111-SUZUKI (021-111-789-854) Tel: 34723551-58 Fax: 34723521-3
E-mail: customercentre@paksuzuki.com.pk Website: www.paksuzuki.com.pk

Region Office Lahore:

7-A, Aziz Avenue, Canal Bank Road,
Gulberg-5, Lahore.
Tel: 042-35775456-7 Fax: 042-35775467

Region Office Rawalpindi:

3rd Floor Malhi Plaza, Opp. Ministry of Defence,
Production Building, Murree Road, Rawalpindi, Cantt.
Tel: 051-5130229-31 Fax: 051-5130232

Region Office Multan:

Office No. 402, 4th Floor
United Mall, Abdali Road, Multan.
Tel: 061-4586489, 4516491 Fax: 061-4581353

