

VITARA



Way of Life!

The compact SUV. Reinvented.

When Suzuki launched the Vitara in 1988, there was quite simply, nothing else like it. For the first time, here was a vehicle with outstanding off-road performance and the ease-of-use in everyday life. It's hard to imagine that almost 30 years ago, they had to create a whole new category for the Vitara – the Compact SUV. Now the new Vitara is once again the innovative leader. Suzuki, the brand that invented the Compact SUV, has now completely RE-INVENTED it.





VITARA TURBO



VITARA 1.6 JLX

Performance reignited

In this modern world you can have fuel efficiency and engine performance with the new Vitara 1.6 VVT or BoosterJet Turbo. The combination of Vitara's low body weight with Suzuki's latest engine design provides performance in the city, effortless open-road cruising, and plenty of off-road muscle when it's needed. A high-riding, roomy SUV with the fuel efficiency normally associated with a compact car (5.8L/100 km combined – 1.6 2WD MT), the new Vitara fits in a lot more adventure between fills. Plus, with a suspension tuned to ensure the best possible combination of stability and comfort, you are ready to go down any road.



1.4 BOOSTERJET TURBO

The advanced BoosterJet direct-injection turbo petrol engine delivers 20% more power and a massive 40% more torque than the 1.6 model while still achieving amazing fuel economy.

Power: 103 kW
Torque: 220 Nm
Fuel: 5.9-6.2 L/100 km combined

1.6 VVT

The JLX model's 1.6 VVT engine is optimized for superior fuel economy and smooth performance across the rev range.

Power: 86 kW
Torque: 156 Nm
Fuel: 5.8-6.3 L/100 km combined



6-STAGE AUTO

With the close ratios of the 6-stage automatic gearbox, the gear shifts are almost imperceptible. When you're ready for some fun, take control using the paddle shifters on the steering wheel.



5-SPEED MANUAL

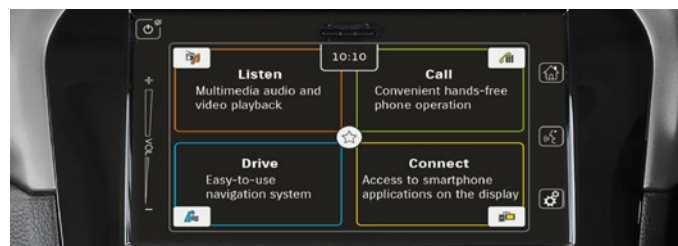
There's nothing more satisfying than being in complete control. The Vitara's smooth-shifting manual is the perfect choice for drivers who love to drive (JLX 2WD).

Interior redefined

Elegant lines flow into subtle curves; symmetry and simplicity rule. But it's more than just good looks. The Vitara's controls and meters have been meticulously designed and positioned. Everything is where you expect it to be, stylishly functional and aesthetically pleasing. The meter cluster clearly displays engine revolutions, road speed, fuel economy and usage, ambient temperature and gear position (auto). A beautifully simple analogue clock sits front and centre while the leather bound steering wheel integrates audio, cruise control and handsfree controls. The Vitara is a pure pleasure to drive.

TURBO INTERIOR

Red-stitched leather steering wheel, red-rimmed meter and louvre rings, aluminium pedals, plus leather and suede effect seating create a true sporty finish in the Vitara Turbo.



7-INCH TOUCHSCREEN

To keep you entertained and informed the new Vitara has a centrally located 7-inch touchscreen display. This features a voice-activated audio, navigation system, smartphone connectivity, and a reversing camera.

BLUETOOTH & USB

Bluetooth® lets you connect wirelessly to your music and contacts on your smartphone. You can answer calls while you're travelling or change tracks without taking your hands off the wheel. You can also connect your iPod or MP3 player via USB.




REVERSING CAMERA

Now you can reverse safely without having to twist around in your seat. It makes parking easier and can be a lifesaver when kids or animals are around.

MAPS

To help you get where you're going – or explore the road less travelled, the Vitara has a built-in satellite navigation system with easy to follow maps.



APPLE CARPLAY

Make phone calls, access your music, send and receive messages, and get directions using voice command or touchscreen.

ANDROID AUTO™

Puts Google Maps™, Google Search™ and other Google services at your fingertips.



CLIMATE AIR-CONDITIONING

Climate air-conditioning ensures every journey is a comfortable one. Dial in your desired temperature quickly and easily with digital accuracy. There's even a special pollen filter that removes dust and other particles so you can breathe easy – especially useful when you're out exploring the countryside.



TILT AND TELESCOPIC STEERING

Ergonomically designed adjustable seats combined with a multi-position steering wheel can adapt to virtually any shape and posture, ensuring the new Vitara will fit you like a glove.



CRUISE CONTROL AND SPEED LIMITER

Cruise control maintains your speed to a set level, while the speed limiter function allows you to set a maximum speed for safe driving.



PUSH BUTTON START

Keyless start saves you fumbling for your keys every time you get in and is especially handy if your arms are full. It's more secure than a regular key, plus it prevents you from locking yourself out (Turbo).

Safety reassured

Inside the Vitara's quiet, well designed cabin, you get a reassuring sense of protection and it's easy to see why with its 5 star ANCAP safety rating. Thanks to a combination of TECT body design, 7 airbags and a suite of electronic systems including ABS with Electronic Brakeforce Distribution and Electronic Stability (ESP), the Vitara offers exceptional driver and passenger protection.



7 AIRBAGS
A comprehensive 7-airbag system is fitted to mitigate collision forces. Front airbags for driver and passenger and a driver's knee airbag for protection in a frontal impact; side airbags to protect the driver and passenger's chest and lumbar regions in the event of a side impact; left and right curtain airbags to protect the heads of front and rear passengers in the event of a side impact.



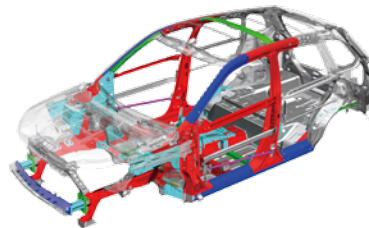
FOG LAMPS & LED DAYLIGHT RUNNING LAMPS
Essential for good road visibility in poor weather the Vitara's fog lamps are accentuated by the automatic daytime LED driving lamps.



FRONT & REAR DISC BRAKES
Front ventilated and solid rear disc brakes deliver powerful braking performance with the security of ABS with Electronic Stability Programming (ESP®) to add stability during evasive manoeuvres.



PARKING SENSORS
Parking is safer and easier with ultrasonic sensors in the front and rear bumpers that detect obstacles and send you a warning you can both see and hear (Turbo).



TECT BODY DESIGN
The beauty of the new Vitara's body goes more than skin deep. Incorporating Suzuki's TECT (Total Effective Control Technology) makes the Vitara lighter and safer with crumple zones to absorb and dissipate energy.



HILL DESCENT CONTROL
This safety function regulates the speed at which the Vitara travels downhill. It's especially handy if you're on a steep slope or in a difficult off-road situation (AWD).



HILL HOLD CONTROL
If you're on an incline, the brake is automatically applied until you move forward to prevent you rolling backwards. This makes hill starts easy, even in the most challenging conditions (Auto).



ESP® CONTROL SYSTEM
Electronic Stability Programme (ESP®) helps you stay in complete control when you're cornering by counteracting understeer and oversteer. It also improves traction and reduces skidding – whatever the surface, whatever the conditions.



Style redesigned

The clean design and elegant lines of the generously proportioned interior evoke a modern, luxurious sense of calm. Fabrics and materials have been carefully selected for comfort, practicality, and style. Plus choose from a range of selectable colour-keyed trim details and customise the interior to your own taste. Clever design extends to maximise passenger and luggage space, allowing you the flexibility for your travel, sporting, business or family needs. The 60:40 folding seating options make it easy to accommodate large items and the false floor allows a flat load area.



ALLGRIP


SELECT



Model shown with Rugged Accessory Pack.

Adventure rediscovered

Stylishly rugged, this modern SUV is right at home in the city, on the open highway, or off the beaten track. Under the stylish exterior the Vitara AWD is a more than capable, off-road performer. Suzuki's unparalleled experience comes to the fore with the integration of ALLGRIP technology; a system designed to maximise the performance of the Vitara's transmission, engine and safety systems depending on road surfaces and driving conditions. With four selectable ALLGRIP SELECT modes you are able to easily modify the Vitara's handling at the touch of a button. Adventure has no limits as you navigate roads less travelled with sure-footed confidence, control and handling.




AUTO MODE

Prioritises fuel economy in typical driving conditions and automatically switches to 4WD when it detects slippage.



SNOW MODE

Optimal for snowy, unpaved and other slippery surfaces, the traction is enhanced during acceleration to give stability and control.



SPORT MODE

Improves cornering performance and engine response by optimizing the accelerator and torque characteristics (Auto).



LOCK MODE

For getting out of snow, mud, or sand, more torque is distributed to the rear wheels, while ESP and other control technologies are optimised to free the car.



Urban accessory range

Sophisticated and stylish, the Vitara's right at home in the city. Parked alongside others, its unique presence draws admiring gazes from even the most well-heeled crowd. The Urban accessory range accentuates this heightened sense of style with chrome-plated fog lamp bezels, body-side mouldings and a roof spoiler.



Rugged accessory range

Tough, practical, capable. The Vitara can go anywhere and look good doing it. Building on the Vitara's staunch attitude and off-road ability, the Rugged accessory range features front and rear skid plates, fog lamp bezels, body-side mouldings, and loading edge protection.

Individuality reimagined

No two drivers are the same, so the new Vitara offers a wide range of models and an extensive array of personalisation options. Whether you're looking for a few final touches for the interior or more significant enhancements for the exterior, there is no shortage of choice, or opportunities, to make the Vitara truly your own. As well as being able to customise your Vitara's exterior, you can also go to town on the interior, adding even more character to reflect your own unique personality. A range of trim options are available that encase the strikingly elegant instrument panel in your choice of colour.

ACCESSORIES
For the full range of optional accessories, go to suzuki.co.nz/cars/ accessories or discuss with your local Suzuki dealership.



VITARA

Equipment and Specifications

COMFORT		JLX 2WD	TURBO 2WD	JLX AWD	TURBO AWD
Power steering		●	●	●	●
Tilt and telescopic-adjustable steering column		●	●	●	●
Electric windows front and rear		●	●	●	●
Steering wheel paddle shifters (Auto)		●	●	●	●
Cruise control and speed limiter		●	●	●	●
ALLGRIP 4-mode driving dial		-	-	●	●
Aluminium pedals		-	●	-	●
Entry and start	Remote with hazard answer-back	●	●	●	●
	Keyless entry and push-button start	-	●	-	●
Climate air conditioning with pollen filter		●	●	●	●
Media system	7-inch touch-screen tuner/SD	●	●	●	●
	Apple CarPlay	●	●	●	●
	Android Auto™	●	●	●	●
	Satellite navigation	●	●	●	●
	USB input	●	●	●	●
	Reversing camera	●	●	●	●
	Handsfree Bluetooth® connectivity	●	●	●	●
	Four speaker system	●	-	●	-
	Six speaker system	-	●	-	●
Door mirrors	Electrically adjustable	●	●	●	●
	Electrically folding with turn signals	-	●	-	●

INSTRUMENT PANEL		JLX 2WD	TURBO 2WD	JLX AWD	TURBO AWD
Tachometer		●	●	●	●
Illuminated instrument panel with dimmer		●	●	●	●
Information display	Digital clock	●	●	●	●
	Gear position indicator (auto)	●	●	●	●
	Outside temperature gauge	●	●	●	●
	Fuel consumption (instant/average)	●	●	●	●
	ALLGRIP driving mode indicator	-	-	●	●
Lights-on key reminder and door-ajar warning lamp		●	●	●	●
Seatbelt warning system for all seating positions		●	●	●	●


INTERIOR		JLX 2WD	TURBO 2WD	JLX AWD	TURBO AWD
Cabin lights	Front map, footwell, glovebox	●	●	●	●
	Centre cabin, lower box, vanity mirrors	●	●	●	●
Centre analogue clock		●	●	●	●
Central panel detail	Silver	●	-	●	-
	Chrome coloured	-	●	-	●
Seat upholstery	Fabric with contrast stitching	●	-	●	-
	Red-stitched leather and suede type	-	●	-	●
Drink holders	4 front, 2 rear	●	●	●	●
Leather steering wheel with cruise, audio, and phone controls		●	●	●	●
Driver's side seat height adjuster		●	●	●	●
60:40 split rear seats		●	●	●	●
Adjustable head restraints x5		●	●	●	●
Chrome garnishes		●	●	●	●
Red louvre rings and instrument highlights		-	●	-	●
Front door storage pockets / arm rests		●	●	●	●
Rear luggage board		●	●	●	●
Luggage area cover		●	●	●	●
12V accessory socket front and rear		●	●	●	●

EXTERIOR		JLX 2WD	TURBO 2WD	JLX AWD	TURBO AWD
Styling	Wheel arch & under-protection mouldings	●	●	●	●
	Skid plate front and rear	●	●	●	●
	Silver roof rails	●	●	●	●
	Square slotted chrome accent grille	-	●	-	●
	Satin silver door mirrors	-	●	-	●
	Halogen multi-reflector	●	-	●	-
Headlamps	Halogen multi-reflector & LED projector	-	●	-	●
	Red accent headlamp covers	-	●	-	●
	LED daylight running lamps	●	●	●	●
	Automatic light-sensing	-	●	-	●
	Auto-levelling	-	●	-	●
Front fog lamps		●	●	●	●
Windscreen wipers	2-speed, variable, intermittent, washer	●	●	●	●
	Rear 1-speed, intermittent, washer	●	●	●	●
	Auto rain-sensing	-	●	-	●
Privacy glass (rear passenger, three quarter & hatch)		●	●	●	●
Tyres and wheels	215/55R17 grey alloy wheels	●	-	●	-
	215/55R17 gloss black alloy wheels	-	●	-	●
	Temporary spare wheel	●	●	●	●

SAFETY AND SECURITY		JLX 2WD	TURBO 2WD	JLX AWD	TURBO AWD
ABS with EBD and brake assist function		●	●	●	●
Brake override system		●	●	●	●
Hill-hold assist (Auto)		●	●	●	●
Hill descent control		-	-	●	●
Electronic stability programme (ESP®)		●	●	●	●
4-wheel disc brakes		●	●	●	●
Parking proximity sensors (4 front and 4 rear)		-	●	-	●
Reversing camera		●	●	●	●
SRS dual front airbags		●	●	●	●
Driver's knee airbag		●	●	●	●
Driver and passenger side airbags		●	●	●	●
Front and rear curtain airbags		●	●	●	●
Side impact beams		●	●	●	●
Collapsible steering column		●	●	●	●
Brake and clutch decoupling mechanism		●	●	●	●
Front ELR seatbelts with pre-tensioners and force limiters		●	●	●	●
Rear 3-point ELR seatbelts x3		●	●	●	●
ISOFIX child seat anchorages x2 and tether anchorages x3		●	●	●	●
Child-proof rear door locks		●	●	●	●
Engine security immobiliser		●	●	●	●



Fabric with contrast stitching interior



Leather and suede type fabric interior with red stitching



SUZUKI NEW ZEALAND LIMITED 1 HEADS ROAD, WANGANUI. WWW.SUZUKI.CO.NZ

Standard and optional equipment available may vary from time to time. Some international models illustrated – please enquire at your Suzuki dealer for exact specifications.

Suzuki New Zealand Ltd reserves the right to change, without notice, prices, colours, materials, equipment, specifications and models, and also to discontinue models.

*Figures for combined test – your fuel consumption will vary due to factors such as vehicle condition, driving style and traffic conditions.

DIMENSIONS		2WD MODELS	AWD MODELS
Overall length	mm	4,175	4,175
Overall width	mm	1,775	1,775
Overall height	mm	1,610	1,610
Wheelbase	mm	2,500	2,500
Track	Front mm	1,535	1,535
	Rear mm	1,505	1,505
Ground clearance	mm	185	185
Minimum turning radius	m	5.2	5.2

WEIGHTS AND ECONOMY					
Curb weight	JLX	kg	Man / Auto	1,070 / 1,095	1,160
	Turbo	kg	Auto	1,160	1,235
Gross vehicle weight		kg		1,730	1,730
Fuel economy	JLX	L/100 km	Man / Auto	5.8 / 6.0	- / 6.3
	Turbo	L/100 km	Auto	5.9	6.2
CO2 emissions	JLX	g/km	Man / Auto	123 / 127	- / 131
	Turbo	g/km	Auto	138	145

ENGINE		JLX	TURBO
Type		M16A	K14C-DITC
Number of cylinders / valves		4 / 16	4 / 16
Piston displacement		1,586	1,373
Bore stroke		78.0 x 83.0	73.0 x 82.0
Compression ratio		11:1	9.9:1
Maximum output		86/6,000	103/5,500
Maximum torque		156/4,400	220/1,500-4,000
Fuel distribution		Multipoint injection	Direct injection
Fuel type		91-98 RON	95-98 RON

TRANSMISSION		5-speed Man	6-stage Auto	6-stage Auto
Type		2WD	2WD AWD	2WD AWD
Drive system				
Gear ratios	1st	3.545	4.667	4.044
	2nd	1.904	2.533	2.371
	3rd	1.258	1.556	1.556
	4th	0.911	1.135	1.159
	5th	0.725	0.859	0.852
	6th	-	0.686	0.672
	Reverse	3.250	3.394	3.193
Final drive ratio	Front	4.411	3.502	3.502

CHASSIS		Electric power assisted rack and pinion
Steering		
Brakes	Front	Ventilated discs
	Rear	Solid discs
Suspension	Front	MacPherson strut & coil spring
	Rear	Torsion beam & coil spring
Tyres		215/55 R17

CAPACITIES			5
Seating capacity	Persons		
Luggage capacity	Rear seatback folded	Litres	710
(VDA method)	Rear seatback raised	Litres	375
Fuel tank capacity		Litres	47
Towing capacity	Unbraked / Braked	kg	600 / 1,200



ESP® is a registered trademark of Daimler AG. Bluetooth® is a registered trademark of Bluetooth SIG, Inc. Apple and CarPlay are trademarks of Apple Inc. Apple CarPlay is compatible with iPhone 5 and above.

Vitara JLX models



Cool White Pearl (ZNL)



Premium Silver 2 Metallic (ZCD)



Cosmic Black Pearl (ZCE)



Atlantis Turquoise Pearl Metallic (ZQN)

Vitara Turbo models



Cool White Pearl (ZNL)



Premium Silver 2 Metallic (ZCD)



Cosmic Black Pearl (ZCE)



Premium Silver 2 Metallic / Cosmic Black Pearl (A9G)



Atlantis Turquoise Pearl Metallic / Cosmic Black Pearl (A9L)



Bright Red 5 / Cosmic Black Pearl (A9H)



Horizon Orange Metallic / Cosmic Black Pearl (A9M)



Savannah Ivory Metallic / Cosmic Black Pearl (A9N)



THE SUZUKI WAY OF LIFE

When you buy a Suzuki, you're not just buying a car, you're joining the Suzuki family – the Suzuki Way of Life. We make some of the world's favourite compact vehicles and take great pride in the level of service and support we offer our customers. Our New Zealand dealer network is second to none and we've won more independent customer satisfaction awards than any other manufacturer.



BIG ON SMALL CARS AND SUVs

Suzuki is one of the biggest car makers on the planet today, and we got here making small cars. We didn't just jump on the efficiency bandwagon, we've been leading the way for over 100 years – it's in our DNA. No other manufacturer can match our experience.

Today, as the world becomes increasingly motorised, the mantra of 'smaller, fewer, lighter, cleaner' takes on even more importance. With Suzuki's small car expertise we're leading the way with a range of small cars and SUVs designed for modern lifestyles. Featuring next-generation technology, our highly fuel-efficient compact vehicles are purpose-built for minimum environmental impact and maximum enjoyment. In New Zealand, Suzuki's new vehicle fleet is the cleanest of any mainstream brand. (2016 result for top 10 vehicle manufacturers.)

INVOLVED IN OUR COMMUNITY

Suzuki New Zealand support a number of organisations and worthy causes in our community. We encourage kiwis to get involved in an active lifestyle at all levels. We help out with fun events with a focus on family, community, and the environment and we support the things Kiwis care about.

LEUKAEMIA & BLOOD CANCER NZ

With a vision to cure and a mission to care, this amazing organisation works tirelessly helping everyday Kiwis come to terms with leukaemia, lymphoma, myeloma and related blood conditions. Last year, the frontline support services team covered more than 50,000 kilometres in their brightly coloured Suzuki Swifts; providing patients, their family and friends with emotional and practical support.

AA DRIVING SCHOOL

With over 1.5 million members the AA is New Zealand's largest automobile club. Their driving school is one of the most respected in the country and includes programmes for drivers of all levels. Thousands of kiwis have learnt to drive or improved their skills in the school's fleet of modified dual control Swifts. Swift's 5-star safety, agility and easy handling make it the perfect choice for learners.

MAKING DRIVERS SAFER

To help make our roads safer for everyone, Fleetcoach has developed a virtual driver training programme for employers to identify, train and upskill their staff. State-of-the-art interactive videos put drivers behind the wheel of a Suzuki, allowing them to identify driving hazards and improve their road safety skills online.



REAL VALUE

Real Value isn't just about sharp pricing, it's about worry-free enjoyment of your new Suzuki and protecting its on-going value.

5 YEAR WARRANTY PACKAGE

A comprehensive 3 year/100,000 km new vehicle warranty. This covers your entire vehicle for the most important part of its lifecycle and includes a 2 year powertrain warranty extension for a total of 5 years worry-free motoring.

5 YEAR SUZUKI ASSIST

This is one of New Zealand's most comprehensive roadside assistance programmes. It has you covered all day, every day for 5 years from when you first buy your Suzuki – no matter how many kilometres you travel.

SUZUKI BENEFITS PROGRAMME

Purchasing a Suzuki gives you access to the Suzuki Benefits Programme offering a host of benefits like discounts on fuel, rental vehicles, insurance, accommodation and a whole lot more.

www.suzuki.co.nz

