

SWIFT



Way of Life!



Life is Swift

You want a car to help you have more fun and make the most of your busy lifestyle. Completely redesigned, reimagined, and re-engineered from the ground up, the new Swift employs Suzuki's unparalleled small car expertise and cutting edge technology to exceed all expectations. Performance and economy have been taken to new heights and the latest safety features are paired with advanced driver assistance systems. While it's undeniably Swift, it's more comfortable, more spacious, and more stylish than ever before.



Swift evolution

The exterior of the next generation Swift retains the style and character of its predecessor while reflecting the new technology and innovation within. You'll see Swift's iconic sporty design reflected in every surface but reimagined and refreshed for the future. Swift's characteristic floating roof and rakish window-line have been retained but subtly enhanced. New curves and flourishes are contrasted with clean lines and sharp angles. The overall effect is a celebration of movement, fun, and the joy of driving.



DISTINCTIVE LED TAIL LAMPS

The Swift's rear combination lamps are both stylish and practical. Using energy saving LEDs they provide bright, even lighting with a unique C-shaped outline.



HEADLAMP STLYE

The GL and GLX incorporate multi-reflector halogen headlamps for a clean modern look, and bright clear lighting. The RS features energy-saving LED headlamps with integrated daylight running lamps.



SWIFT STYLE

Every detail has been carefully considered. Check out the neat new handles tucked behind the rear doors. This little innovation keeps the surface of the doors clean and unbroken, giving Swift the sporty look of a 2-door hatch.

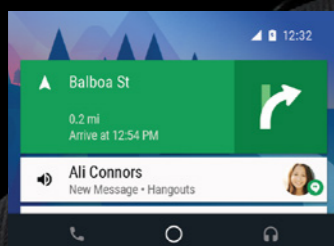
Enjoy every innovation

Technology should make things easier, more fun, and more convenient. The new Swift offers all the mod-cons, cleverly integrated so they enhance your experience behind the wheel. Swift's light, quiet interior has been redesigned with a striking, modern look. Dials and instrumentation have been meticulously designed with everything in easy reach, right where you'd expect it to be. The race-inspired D-shaped steering wheel just begs you to go – so what are you waiting for? Get in and have some fun!



INFORMATION, ENTERTAINMENT, AND CONNECTIVITY

Swift's 7-inch touchscreen display comes with a built-in reversing camera to help you park and increase safety when backing-up. It also gives you intuitive access to a range of multimedia features including audio, hands-free phone, navigation, and smartphone integration (GL CVT, GLX, and RS).



APPLE CARPLAY allows you to make phone calls, access your music, send and receive messages, and get directions all by voice command – or a tap on the audio display. Just connect your compatible iPhone via USB (GL CVT, GLX, and RS).

ANDROID AUTO™ puts Google Maps™, Google Search™ and other Google services at your fingertips in a non-distracting way (GL CVT, GLX, and RS).



For more information and to check the compatibility of your device with any of the different technologies, please visit the relevant website for Apple CarPlay.® Apple CarPlay® is a registered trademark of Apple Inc. Android Auto™ is a trademark of Google Inc.



EASY AIR CONDITIONING

Comfort is at your fingertips. On the RS model the automatic air conditioner controls are intuitive with a high-contrast mono LCD so you can see exactly what you're doing. GL and GLX models are equipped with a manual air conditioner that's simple and easy to use.

HANDS FREE CALLING

Bluetooth® connectivity allows you to answer calls while you're travelling, without moving your hands from the wheel or your attention from the road.

CRUISE CONTROL

All models come with cruise control and speed limiter; the GLX and RS models add to this with Adaptive Cruise Control which maintains your speed relative to vehicles ahead using millimetre wave technology.

KEYLESS ENTRY AND START

The RS model lets you unlock the vehicle by pressing a button on the door handle and start the car while the key stays safely in your pocket.

More space, more fun

You want to pack in as much fun as you can, so the next generation Swift has more boot space and split fold-down rear seatbacks to make room for large items. There's even more room in the cabin with loads of clever storage spaces within easy reach. It all adds up to plenty of room for you and your passengers, your sports gear, shopping and luggage. Take who you want – and what you want, to have more fun than ever!

Lighter, stronger platform

The Swift's new HEARTECT next-generation platform features a state-of-the-art, high-rigidity frame. Its smoothly curving continuous shape effectively disperses impact energy in the case of a collision. Fewer joints and the use of special high-tensile steel mean less reinforcements are required, which dramatically reduces weight. This all helps to enhance fundamental vehicle performance with acceleration, turning, stopping, and fuel consumption all improved.





Life is Swift

Peace of mind

Everyone's rushing, so prevention and protection are essential. Of course the new Swift has a full complement of safety features just as you would expect in a modern vehicle. But for this next generation, Suzuki has gone above and beyond – far beyond. On top of the stronger HEARTECT chassis, the next generation Swift features a whole host of advanced safety features and electronic driver assistance systems. Here especially, the level of innovation is truly astonishing, making the interior of the new Swift one of the safest places you can be.

Advanced Forward Detection System

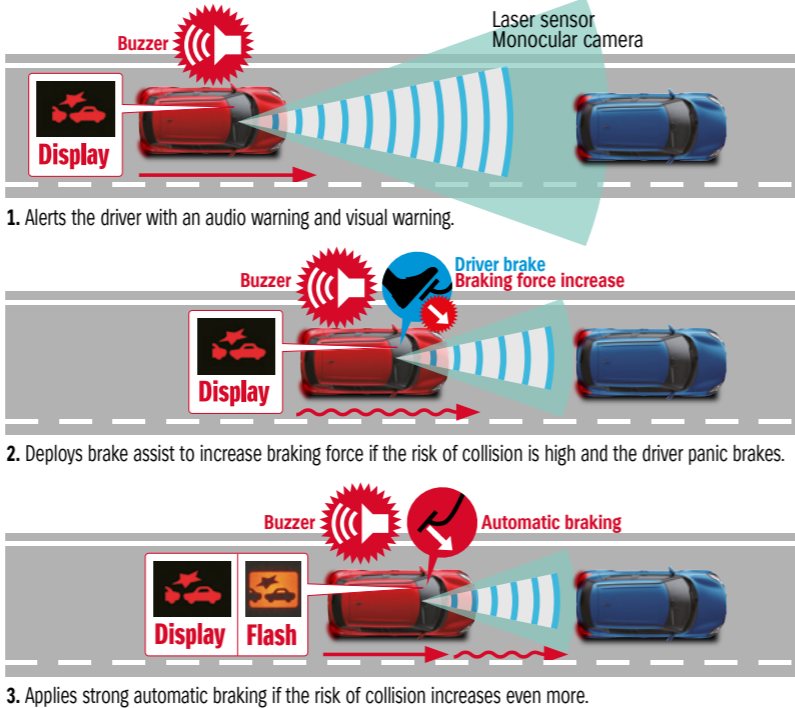
To help support your safe driving, Suzuki has developed an Advanced Forward Detection System.* This employs a state-of-the-art monocular camera, laser sensor, and millimetre-wave radar with the aim of aiding the driver to avoid a collision or mitigate the damage.

The Advanced Forward Detection System includes:

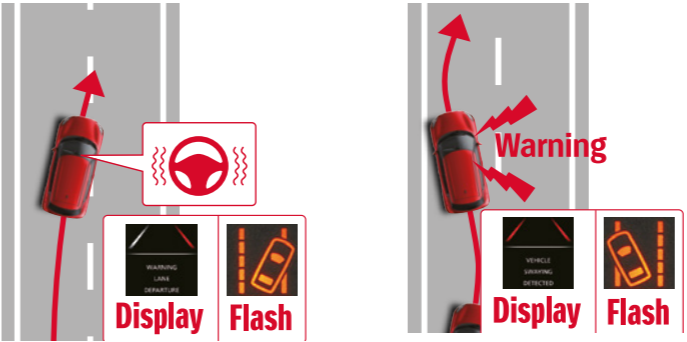
- Dual Sensor Brake Support (DSBS)
- Lane departure warning
- Weaving alert
- Headlamp high beam assist
- Adaptive cruise control

DUAL SENSOR BRAKE SUPPORT (DSBS)

The monocular camera 'sees' mid-to-long distance and can detect pedestrians. Swift's laser sensor is for short-distances and at night. Using information from these sensors Swift can detect a potential collision and act in any of the following ways depending on the situation (GLX and RS).



Please do not rely on the Advanced Forward Detection System. It is only an aid and the ability to detect obstacles and lanes, and control the vehicle is limited. Always drive safely.



LANE DEPARTURE WARNING

At 60 km/h or faster this system predicts the path of the vehicle and if you drift, vibrates the steering wheel and gives you a visual warning (GLX and RS).

WEAVING ALERT

This system calculates your driving pattern and issues audio and visual warnings if it detects you're 'wandering' due to driver fatigue, for example (GLX and RS).

HEADLAMP HIGH BEAM ASSIST

At 40 km/h or faster, Swift's high beam assist can automatically switch the headlamps between high and low beam depending on the presence of other vehicles and the lighting environment (RS).

ADAPTIVE CRUISE CONTROL

Cruise control is ideal for long journeys. When there are no vehicles in front of you, it maintains your set speed so you can relax and concentrate on driving. When there is a vehicle in front of you, Swift's adaptive cruise control system uses millimeter-wave radar to automatically maintain your following distance depending on the setting selected and vehicle speed (GLX and RS).

ESP® AND ABS WITH EBD

When braking, the new Swift automatically modulates the force applied to each wheel to provide the optimum amount of pressure and bring the car to a safe, controlled stop. There's also Electronic Stability Programme or ESP® to help you stay in control when you're cornering by counteracting under and oversteer. This also improves traction and reduces the possibility of skidding.

Five star ANCAP rating applies to all Swift Auto models.





Swift performance

You need performance and economy without compromise, so when it came to creating the next generation of this famously drivable car, the utmost care went into every detail of its powertrain and platform. The result is outstanding efficiency with absolutely no compromise. Innovative technologies, improved materials and advanced engineering techniques have all been pushed further than ever before. An enhanced powertrain and lighter platform help you feel at one with the car, making the new Swift an absolute joy to drive – around town and on the open road.



Two engines, two characters

1.0-LITRE BOOSTERJET: The RS model features the amazing new direct-injection turbo engine which creates torque on par with a naturally aspirated 1.8-litre engine. The turbocharger delivers high engine torque from low revs, making it perfect for a wide spectrum of driving situations.

1.2-LITRE DUALJET: This gives the GL and GLX models the ideal balance between performance and economy. Having dual injectors for each cylinder greatly increases thermal efficiency. It also features a water-cooled exhaust gas recirculation system and a more compact combustion chamber for increased power, and better fuel efficiency.



BOOSTERJET TURBO ENGINE
Paired to a smooth-shifting 6-speed automatic transmission.

POWER: 82 kW **TORQUE:** 160 Nm
FUEL: 5.1L/100 km combined
CO2: 119g/km



DUALJET VVT ENGINE
Paired with a choice of 5-speed manual or advanced CVT transmission.

POWER: 66 kW **TORQUE:** 120 Nm
FUEL: 4.6 – 4.8L/100 km combined
CO2: 106–110g/km

SWIFT

Equipment and Specifications


COMFORT		GL	GLX	RS
Steering	Tilt adjust	●	●	●
	Telescopic adjust	-	-	●
Front seat height adjuster – driver's side		●	●	●
Electric windows – front and rear		●	●	●
Exterior mirrors	Electrically adjustable	●	●	●
	Electrically folding	-	-	●
Cruise control with speed limiter		●	●	●
Entry and start	Remote with hazard answer-back	●	●	-
	Keyless entry and push-button start	-	-	●
Audio system	Two speaker Tuner/CD/MP3/WMA	MT	-	-
	Two speaker Tuner/MP3/WMA	CVT	●	-
	Six speaker Tuner/MP3/WMA	-	-	●
	USB and auxiliary inputs	●	●	●
	Bluetooth® hands-free connectivity	●	●	●
	Touch screen satellite navigation	CVT	●	●
	Reversing camera	CVT	●	●
	Apple CarPlay and Android Auto	CVT	●	●
Air conditioning	Manual with pollen filter	●	●	-
	Climate control with pollen filter	-	-	●

INSTRUMENT PANEL				
Tachometer		●	●	●
Info display	Digital clock	●	●	●
	Outside temperature gauge	-	●	●
	Gear position indicator (auto)	●	●	●
	Fuel consumption gauge instant/average	●	●	●
	Driving range	●	●	●
Light-off / key reminder		●	●	●
Driver's and passenger's seat belt alarm and warning lamp		●	●	●
Rear seat belt reminder		●	●	●
Door ajar warning lamp		●	●	ajar
Fuel warning indicator		●	●	●

INTERIOR				
Steering wheel	Leather covered	●	●	●
	Cruise, phone and audio controls	●	●	●
	Paddle shifters	-	-	●
Cabin light - 3-position		●	●	●
Luggage area light		●	●	●
Cup holders (2 front and 1 rear)		●	●	●
Bottle holders (2 front and 2 rear)		●	●	●
Sun visors – both sides		●	●	●
Day / night rear view mirror		●	●	●
Ticket holder & vanity mirror on both sides		●	●	●
Cloth seat material / door trim pockets		●	●	●
Front seatback pocket - passenger's side		●	●	●
60:40 split folding rear seat		●	●	●
3 x Rear seat head restraints		●	●	●
Assist grips		x1	x1	x3
Liftable rear luggage shelf with strings		●	●	●
Remote fuel lid opener		●	●	●

EXTERIOR		GL	GLX	RS
Headlamps	Halogen multireflector headlamps	●	●	-
	LED projector headlamps	-	-	●
	Automatic light-sensing	-	-	●
	Automatic levelling device	-	-	●
Mirrors	Body coloured	●	●	●
	With integrated turn signals	-	-	●
Privacy glass (rear windows and hatch)		●	●	●
2-speed wipers with variable intermittent and washer		●	●	●
Rear window demister, & wiper/washer with intermittent		●	●	●
Rear centre aerial		●	●	●
Electromagnetic tailgate opener		●	●	●
Front fog lamps		-	●	●
LED daylight running lamps		●	●	●
Wheels	15 inch steel with full covers	●	-	-
	16 inch alloy	-	●	-
	16 inch polished alloy	-	-	●

SAFETY & SECURITY				
ABS with EBD and Brake assist		●	●	●
Electronic Stability Programme (ESP®)		●	●	●
SRS dual front airbags		●	●	●
Driver and passenger side airbags		●	●	●
Front and rear curtain airbags		●	●	●
Side impact beams		●	●	●
Dual sensor brake support		-	●	●
Adaptive cruise control		-	●	●
Lane departure warning		-	●	●
Weaving alert		-	●	●
Headlamp high beam assist		-	-	●
Shift lock & key interlock (auto only)		●	●	●
Decoupling mechanism for brake and clutch pedals		●	●	●
Height-adjustable seatbelt anchorages (front)		●	●	●
Seat belts	Front 3-point ELR with pre-tensioner x 2	●	●	●
	Rear 3-point ELR x 3 with pre-tensioner x 2	●	●	●
High mounted stop lamp		●	●	●
ISOFIX child seat restraint system x 2		●	●	●
Child seat tether anchorages x 3		●	●	●
Driver's door security unlock		●	●	●
Child-proof rear door locks		●	●	●
Engine immobiliser		●	●	●
Hill hold control (auto only)		●	●	●
5 star ANCAP safety rating	CVT	●	●	



DIMENSIONS			GL	GLX	RS
Overall length	mm		3,840		
Overall width	mm		1,735		
Overall height	mm		1,495		
Wheelbase	mm		2,450		
Tread	Front	mm	1,530	1,520	
	Rear	mm	1,530	1,520	1,525
Ground clearance	mm		120		
Minimum turning radius	m		4.8		

WEIGHTS					
Curb weight (min)	kg	5MT / AUTO	870 / 900	- / 925	- / 945
Gross vehicle weight	kg		1,365		1,380

ENGINE					
Type			K12C with VVT		K10C DITC
Number of cylinders			4		3
Number of valves			16		12
Piston displacement	cm3		1,242		998
Bore x stroke	mm		73.0×74.2		73.0×79.5
Compression ratio			12.5:1		10.0:1
Maximum output	kW/rpm		66 / 6,000		82 / 5,500
Maximum torque	Nm/rpm		120 / 4,400		160 / 1,500-4,000
Fuel distribution			Multipoint injection		Direct injection
Fuel type			91RON		95RON
Fuel consumption	Combined MT	Litres/100 km	4.6		-
	Combined AT	Litres/100 km	4.8		5.1
CO2 emissions	g/km	MT / AT	106 / 110		- / 119

TRANSMISSION				
Type	Manual	5-speed	-	-
	Automatic	CVT	CVT	6-stage

CHASSIS				
Steering		Rack & pinion		
Brakes	Front	Ventilated disc		
	Rear	Drum leading and trailing		Disc
Suspension	Front	MacPherson strut & coil spring		
	Rear	Torsion beam & coil spring		
Tyres		175/65R15	185/55R16	185/55R16

CAPACITY			
Seating capacity	Persons	5	
Luggage capacity	Rear seat folded	Litres	556
(VDA Method)	Rear seat raised	Litres	242
Fuel tank capacity	Litres	37	

SWIFT GL



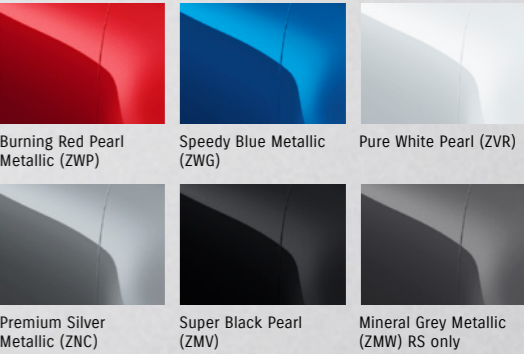
SWIFT GLX



SWIFT RS

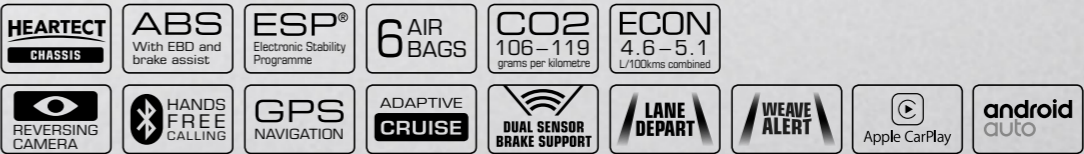


COLOURS



SUZUKI NEW ZEALAND LIMITED 1 HEADS ROAD, WANGANUI. WWW.SUZUKI.CO.NZ

Standard and optional equipment available may vary from time to time. Some international models illustrated – please enquire at your Suzuki dealer for exact specifications. Suzuki New Zealand Ltd reserves the right to change, without notice, prices, colours, materials, equipment, specifications and models, and also to discontinue models. Your fuel consumption will vary due to factors such as vehicle condition, driving style and traffic conditions.



ESP® is a registered trademark of Daimler AG. Bluetooth® is a registered trademark of Bluetooth SIG, Inc.



THE SUZUKI WAY OF LIFE

When you buy a Suzuki, you're not just buying a car, you're joining the Suzuki family – the Suzuki Way of Life. We make some of the world's favourite compact vehicles and take great pride in the level of service and support we offer our customers. Our New Zealand dealer network is second to none and we've won more independent customer satisfaction awards than any other manufacturer.



BIG ON SMALL CARS AND SUVs

Suzuki is one of the biggest car makers on the planet today, and we got here making small cars. We didn't just jump on the efficiency bandwagon, we've been leading the way for over 100 years – it's in our DNA. No other manufacturer can match our experience.

Today, as the world becomes increasingly motorised, the mantra of 'smaller, fewer, lighter, cleaner' takes on even more importance. With Suzuki's small car expertise we're leading the way with a range of small cars and SUVs designed for modern lifestyles. Featuring next-generation technology, our highly fuel-efficient compact vehicles are purpose-built for minimum environmental impact and maximum enjoyment. In New Zealand, Suzuki's new vehicle fleet is the cleanest of any mainstream brand. (2017 result for top 10 vehicle manufacturers.)

INVOLVED IN OUR COMMUNITY

Suzuki New Zealand support a number of organisations and worthy causes in our community. We encourage kiwis to get involved in an active lifestyle at all levels. We help out with fun events with a focus on family, community, and the environment and we support the things Kiwis care about.

LEUKAEMIA & BLOOD CANCER NZ


With a vision to cure and a mission to care, this amazing organisation works tirelessly helping everyday Kiwis come to terms with leukaemia, lymphoma, myeloma and related blood conditions. Last year, the frontline support services team covered more than 50,000 kilometres in their brightly coloured Suzuki Balenos and Swifts; providing patients, their family and friends with emotional and practical support.

AA DRIVING SCHOOL

With over 1.5 million members the AA is New Zealand's largest automobile club. Their driving school is one of the most respected in the country and includes programmes for drivers of all levels. Thousands of kiwis have learnt to drive or improved their skills in the school's fleet of modified dual control Swifts. Swift's 5-star safety, agility and easy handling make it the perfect choice for learners.

MAKING DRIVERS SAFER

To help make our roads safer for everyone, Fleetcoach has developed a virtual driver training programme for employers to identify, train and upskill their staff. State-of-the-art interactive videos put drivers behind the wheel of a Suzuki, allowing them to identify driving hazards and improve their road safety skills online.



REAL VALUE

Real Value isn't just about sharp pricing, it's about worry-free enjoyment of your new Suzuki and protecting its on-going value.

5 YEAR WARRANTY PACKAGE

A comprehensive 3 year/100,000 km new vehicle warranty. This covers your entire vehicle for the most important part of its lifecycle and includes a 2 year powertrain warranty extension for a total of 5 years worry-free motoring.

5 YEAR SUZUKI ASSIST

This is one of New Zealand's most comprehensive roadside assistance programmes. It has you covered all day, every day for 5 years from when you first buy your Suzuki – no matter how many kilometres you travel.

SUZUKI BENEFITS PROGRAMME

Purchasing a Suzuki gives you access to the Suzuki Benefits Programme offering a host of benefits like discounts on fuel, rental vehicles, insurance, accommodation and a whole lot more.

www.suzuki.co.nz

